

US00D696531S

(12) **United States Design Patent**
Roychoudhury

(10) **Patent No.:** **US D696,531 S**

(45) **Date of Patent:** **** Dec. 31, 2013**

(54) **SEAT COVER**

(76) Inventor: **Barbara Roychoudhury**, Marysville,
OH (US)

(**) Term: **14 Years**

(21) Appl. No.: **29/412,371**

(22) Filed: **Feb. 2, 2012**

Related U.S. Application Data

(63) Continuation-in-part of application No. 29/364,122,
filed on Jun. 18, 2010, now Pat. No. Des. 655,966.

(51) **LOC (9) Cl.** **06-13**

(52) **U.S. Cl.** **D6/611**

(58) **Field of Classification Search** D6/610,
D6/611, 596, 601, 602, 603, 615, 617, 621;
D7/332, 334-337; D12/401-405; 135/87,
135/88.01, 95; 150/165-167, 158, 154; 280/770;
296/136.01, 136.1, 136.11
See application file for complete search history.

(56) **References Cited**

U.S. PATENT DOCUMENTS

4,694,511	A	9/1987	Ester et al.	
D294,099	S	2/1988	Bromberg et al.	
5,112,104	A	5/1992	De Giacomo	
5,137,335	A	8/1992	Marten	
D365,958	S *	1/1996	Bolewski D6/611
5,549,940	A	8/1996	Noone	
5,707,107	A	1/1998	Melone	
D396,983	S	8/1998	Taylor	
5,803,539	A	9/1998	Dewar et al.	

D402,497	S *	12/1998	Holley	D6/611
D449,486	S	10/2001	Chan		
D454,748	S *	3/2002	Spitzer	D6/611
D458,073	S *	6/2002	Spitzer	D6/611
D460,278	S	7/2002	Harshman		
6,540,302	B1 *	4/2003	Crocker et al.	297/452.31
6,857,649	B2	2/2005	Patton		
6,948,771	B1	9/2005	Salandy		
7,168,760	B2 *	1/2007	Kenny	297/229
D538,574	S	3/2007	Eskandry		
D542,072	S	5/2007	Moshopoulos		
7,303,237	B1	12/2007	Hughes		
7,340,813	B2 *	3/2008	Hampton et al.	29/91
7,448,681	B1 *	11/2008	Spitzer	297/228.13
2004/0090097	A1	5/2004	Bugher		
2005/0206207	A1 *	9/2005	Kenny	297/228.1
2008/0093901	A1	4/2008	Hodge et al.		
2008/0209776	A1	9/2008	Suprina		
2010/0019556	A9 *	1/2010	Spitzer	297/228.1

* cited by examiner

Primary Examiner — Katrina A Betton

(74) *Attorney, Agent, or Firm* — Okuley Smith LLC


(57) **CLAIM**

The ornamental design for a seat cover, as shown and described.

DESCRIPTION

FIG. 1 shows a perspective elevational view of a seat cover; FIG. 2 shows a front side view thereof; FIG. 3 shows a left side view thereof; and, FIG. 4 shows a rear view thereof. The broken lines in the drawing figures show portions of a seat and seat cover that form no part of the claimed design.

1 Claim, 2 Drawing Sheets



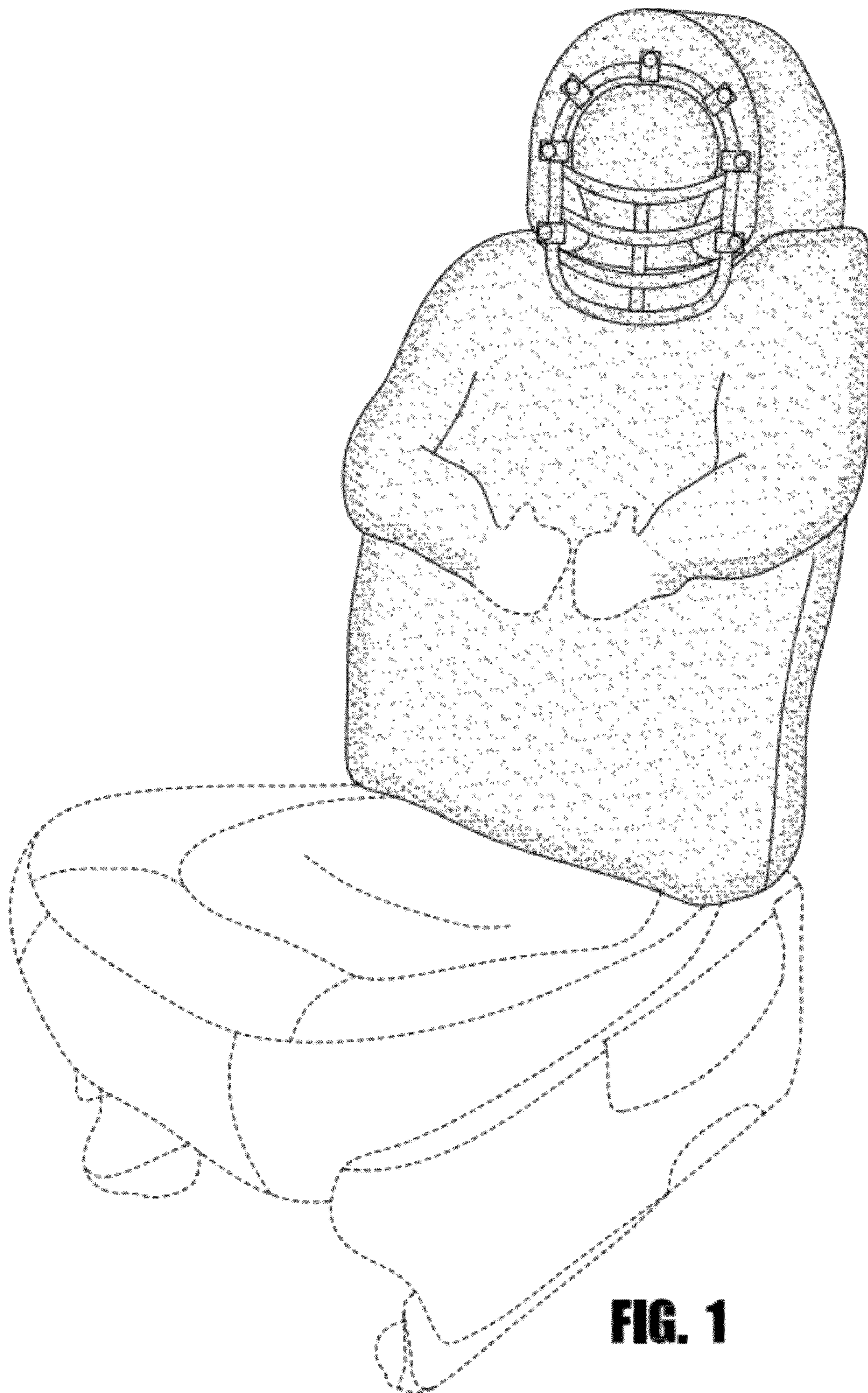


FIG. 1




FIG. 2




FIG. 3

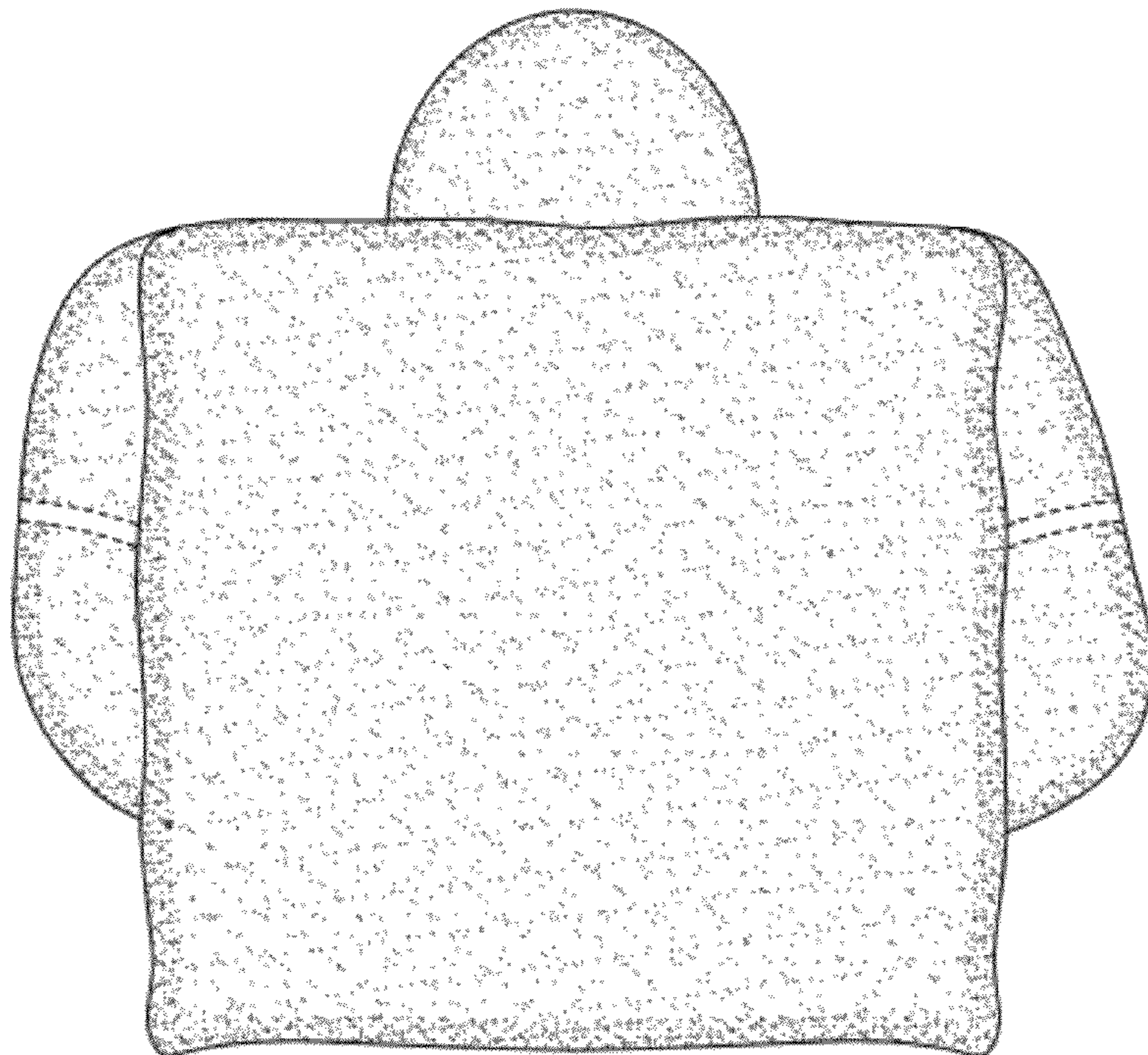


FIG. 4