



US00D696530S

(12) **United States Design Patent**  
**Bradford**

(10) **Patent No.:** **US D696,530 S**

(45) **Date of Patent:** **\*\* Dec. 31, 2013**

(54) **MATTRESS**

(71) Applicant: **Barbara Bradford**, North Barrington, IL (US)

(72) Inventor: **Barbara Bradford**, North Barrington, IL (US)

(73) Assignee: **Serta, Inc.**, Hoffman Estates, IL (US)

(\*\*) Term: **14 Years**

(21) Appl. No.: **29/432,731**

(22) Filed: **Sep. 19, 2012**

(51) **LOC (9) Cl.** ..... **09-09**

(52) **U.S. Cl.**  
USPC ..... **D6/605**

(58) **Field of Classification Search**  
USPC ..... D6/595, 596, 605, 602, 603; 5/690,  
5/703, 704, 716, 717, 739, 740, 657.5,  
5/675, 680, 700, 737, 499, 721, 907  
See application file for complete search history.

(56) **References Cited**

**U.S. PATENT DOCUMENTS**

1,144,888	A *	6/1915	Bradshaw	5/703
1,709,995	A *	4/1929	Mulkey	5/703
2,715,229	A	8/1955	Hirschman	
5,428,852	A *	7/1995	Tenuta et al.	5/690
5,632,054	A	5/1997	Hutton et al.	
D649,385	S	11/2011	Freese et al.	
D649,386	S	11/2011	Freese et al.	
D649,387	S	11/2011	Jung et al.	
D659,459	S	5/2012	Jung et al.	
D662,753	S	7/2012	Shive	

(Continued)

**FOREIGN PATENT DOCUMENTS**

EM	001894254-0001	12/2011
EM	001894254-0002	12/2011

(Continued)

**OTHER PUBLICATIONS**

Sealy product page for a mattress with LiftRight® Surround Handles [online] [archived on May 10, 2012], 3 pages. Retrieved from <URL: <http://web.archive.org/web/20120510094442/http://www.sealy.com/Mattress-Brands/Sealy-Posturepedic/Titanium-DS-Series.aspx>>.

*Primary Examiner* — Janice Seeger

(74) *Attorney, Agent, or Firm* — Quarles & Brady LLP

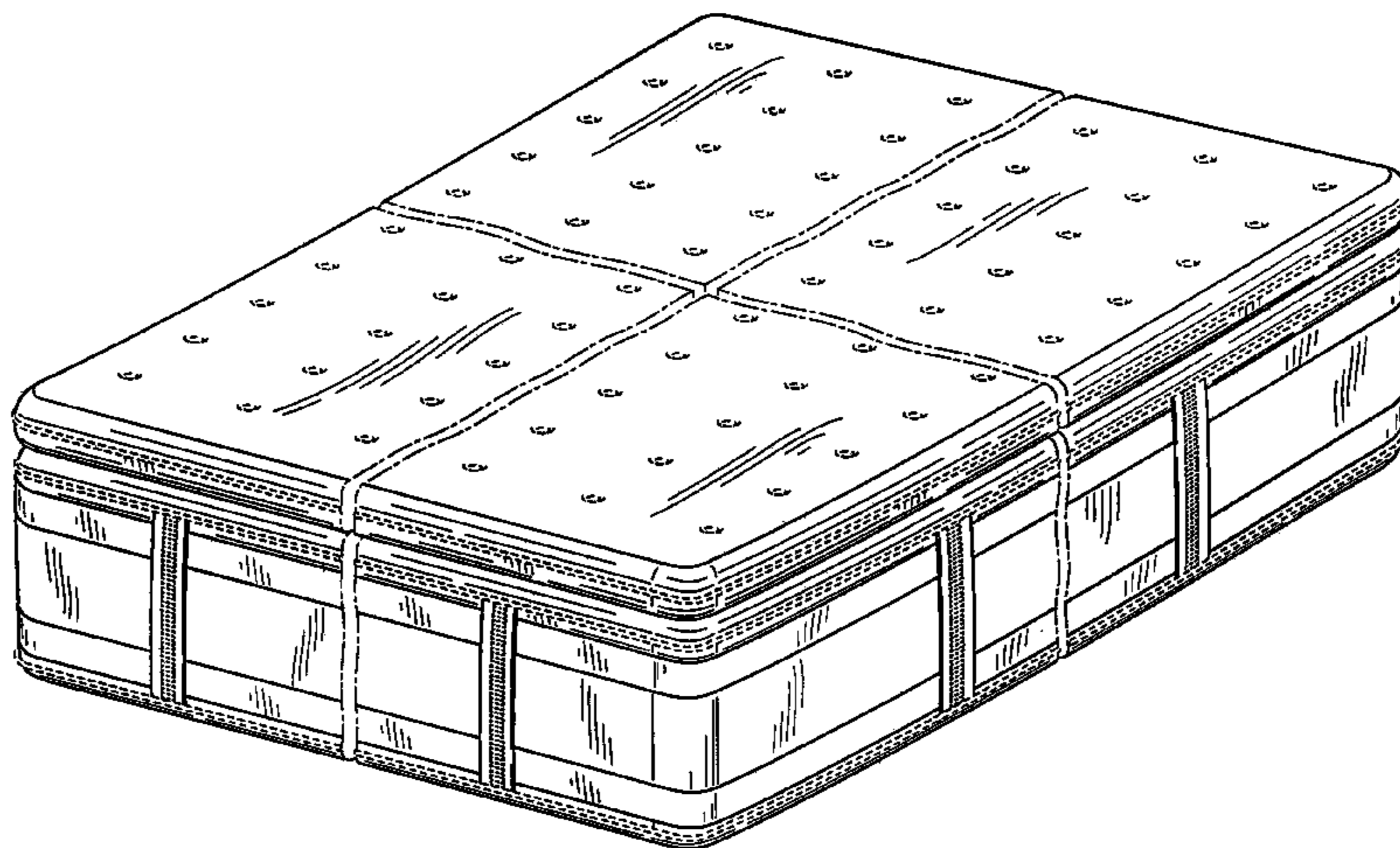
(57) **CLAIM**

The ornamental design for a mattress, as shown and described.

**DESCRIPTION**

FIG. 1 is an isometric view of a front, top, and right side of an ornamental design for a mattress; FIG. 2 is a front elevational view of the mattress of FIG. 1, of which the rear elevational view is a mirror image; FIG. 3 is a right side elevational view of the mattress of FIG. 1, of which the left side elevational view is a mirror image; FIG. 4 is a top plan view of the mattress of FIG. 1; FIG. 5 is a bottom plan view of the mattress of FIG. 1; and, FIG. 6 is an isometric view of a front, top, and right side of another embodiment of an ornamental design for a mattress. It is understood that the dash-dash-dash broken lines represent a pattern on the surface of the mattress or environmental structure that form no part of the claimed design. The dash-dot-dash broken lines on the mattress of FIGS. 1-5 depict a mattress with a symbolic break in its length and width. The dash-dot-dash broken lines on the mattress of FIG. 6 depict a mattress with a symbolic break in its length, width, and height. The appearance of any portion of the article between the break lines forms no part of the claimed design.

**1 Claim, 5 Drawing Sheets**



(56)

**References Cited**

FOREIGN PATENT DOCUMENTS

U.S. PATENT DOCUMENTS

D677,965 S 3/2013 Tjoflat  
8,458,837 B2\* 6/2013 Marcangelo et al. .... 5/737  
8,490,231 B1\* 7/2013 Tjoflat ..... 5/703  
2010/0269743 A1\* 10/2010 Marcangelo ..... 112/2.1

EM 001894254-0003 12/2011  
EM 001894254-0004 12/2011  
EM 001894254-0005 12/2011

\* cited by examiner

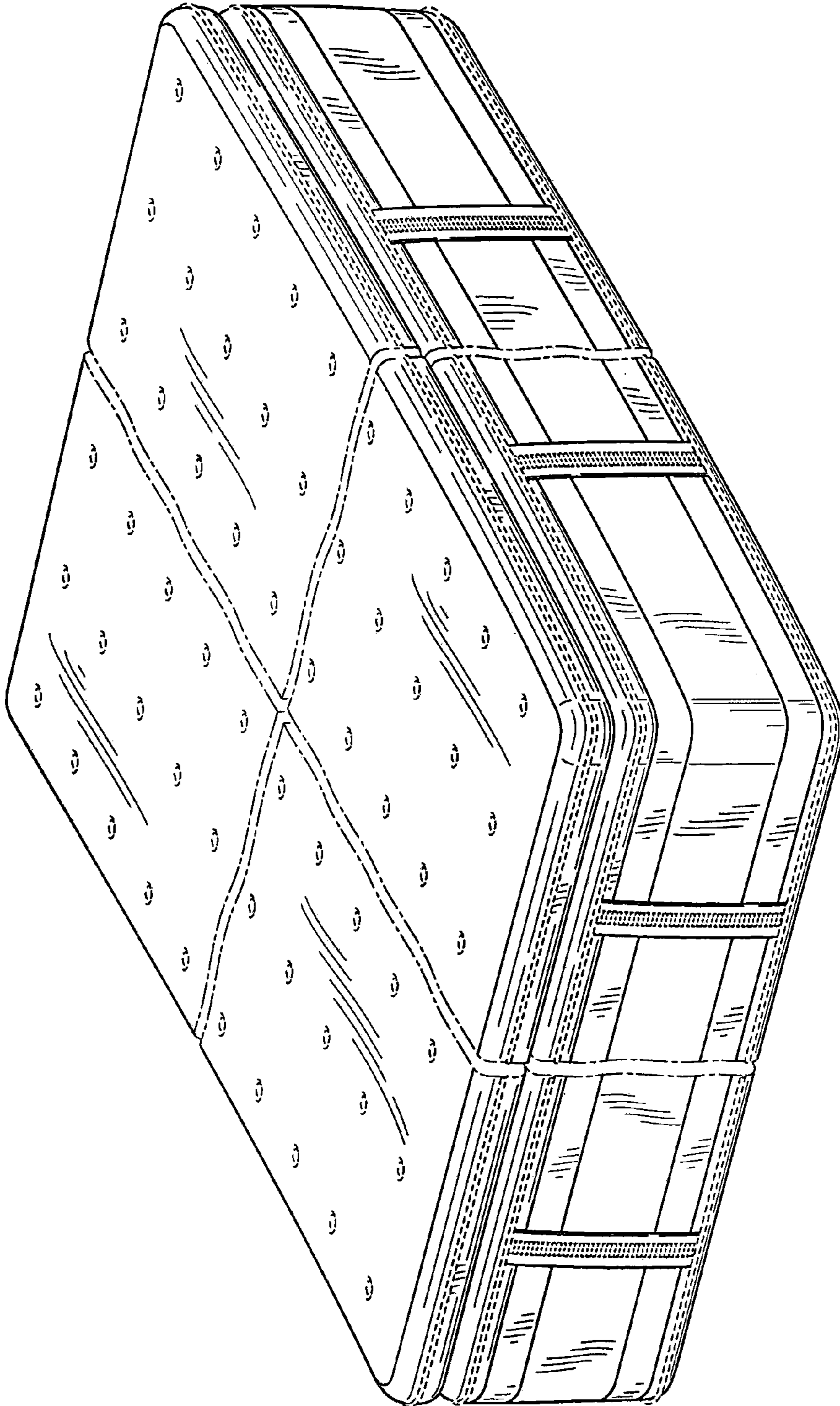


FIG. 1

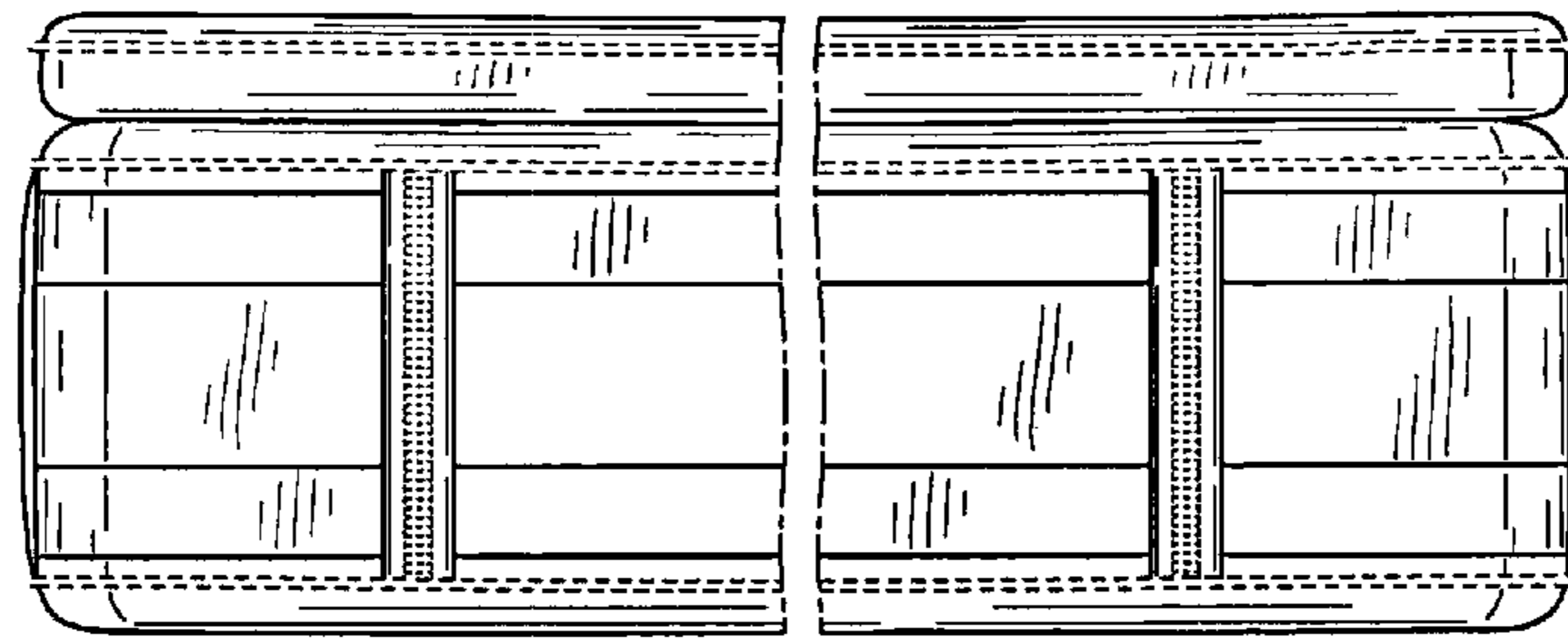


FIG. 2

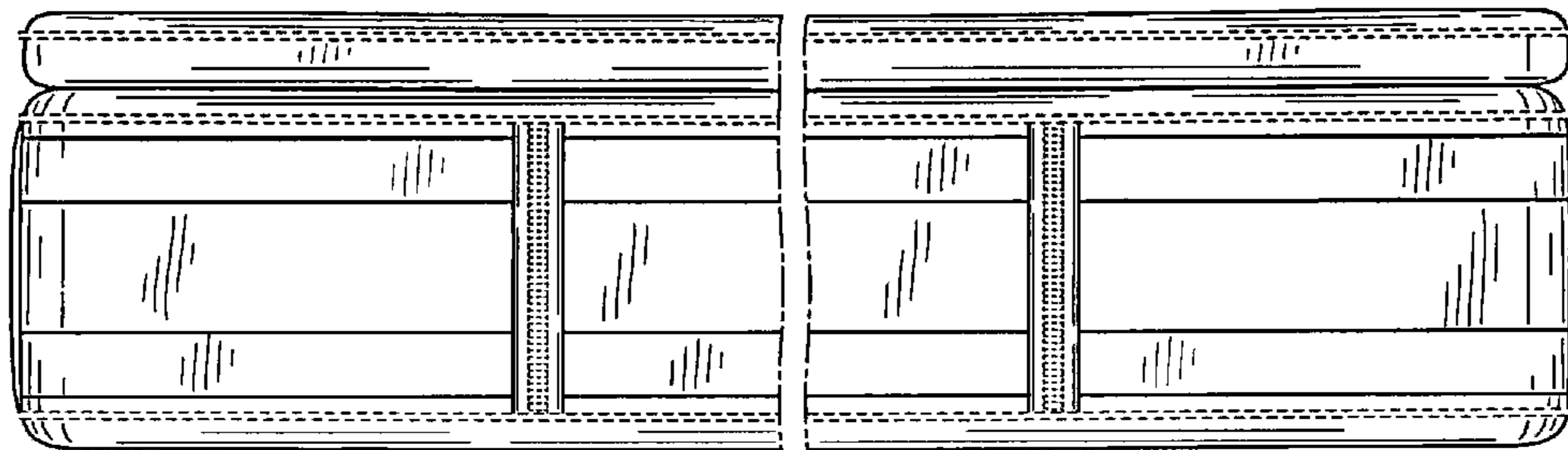


FIG. 3

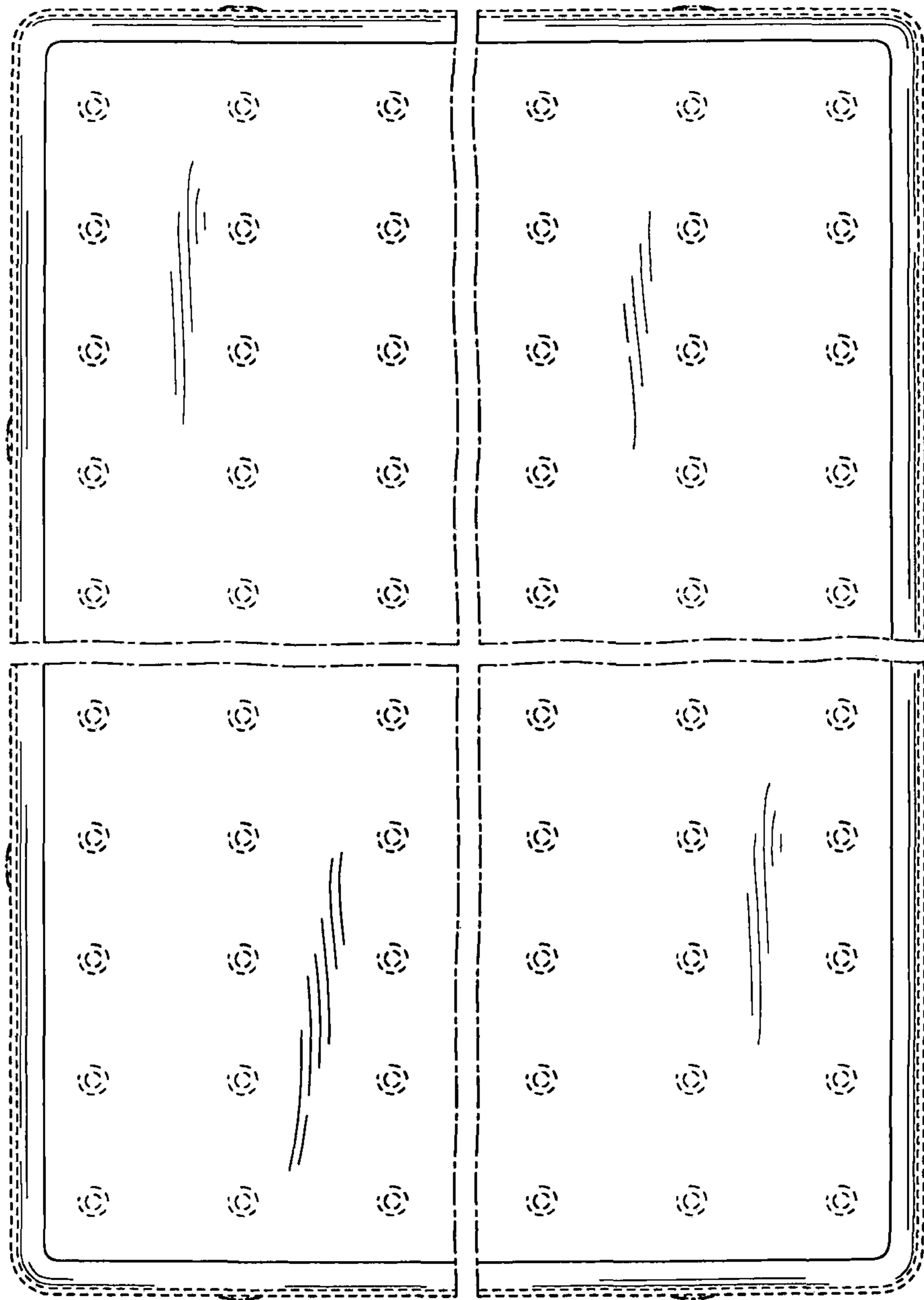


FIG. 4

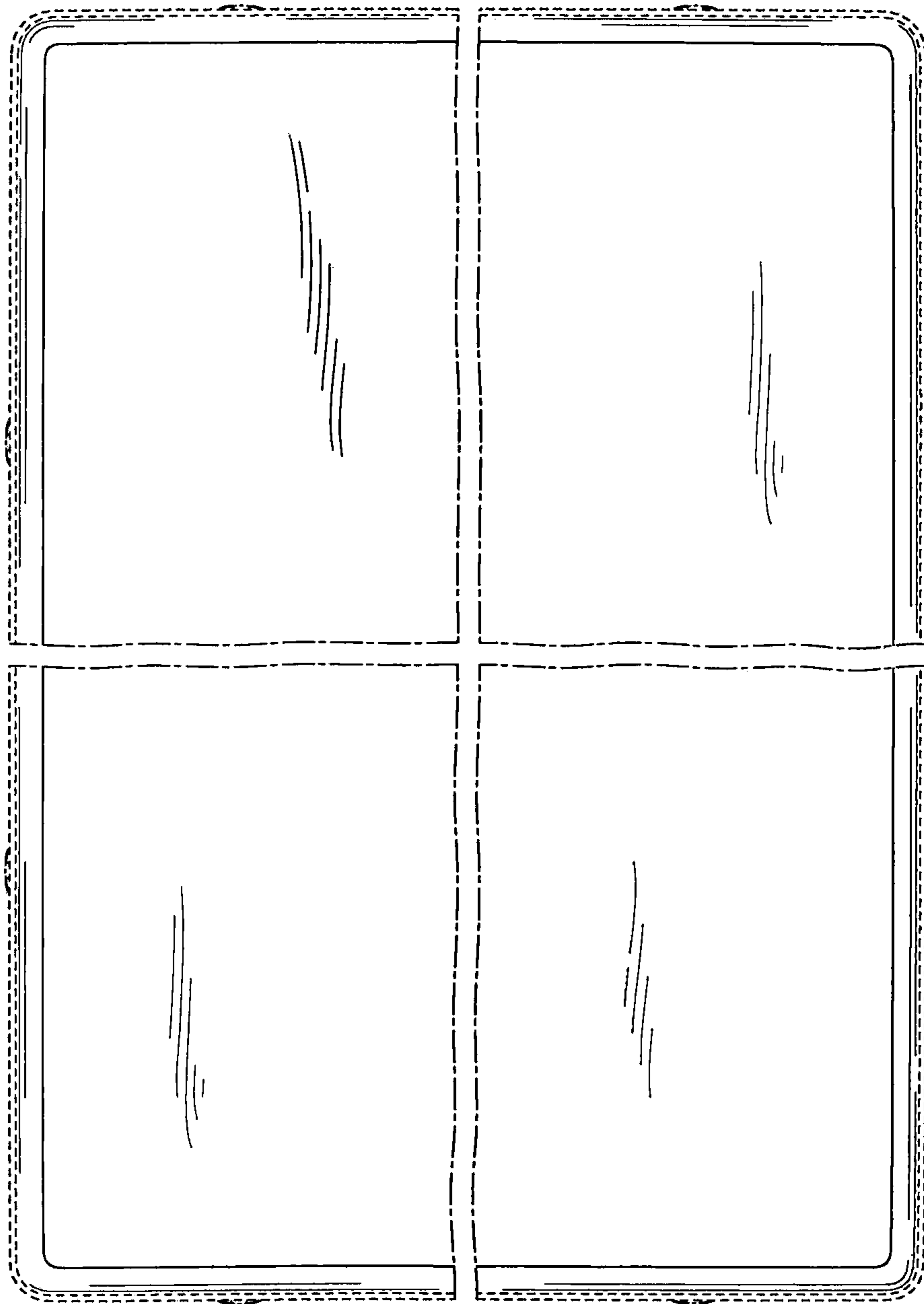


FIG. 5

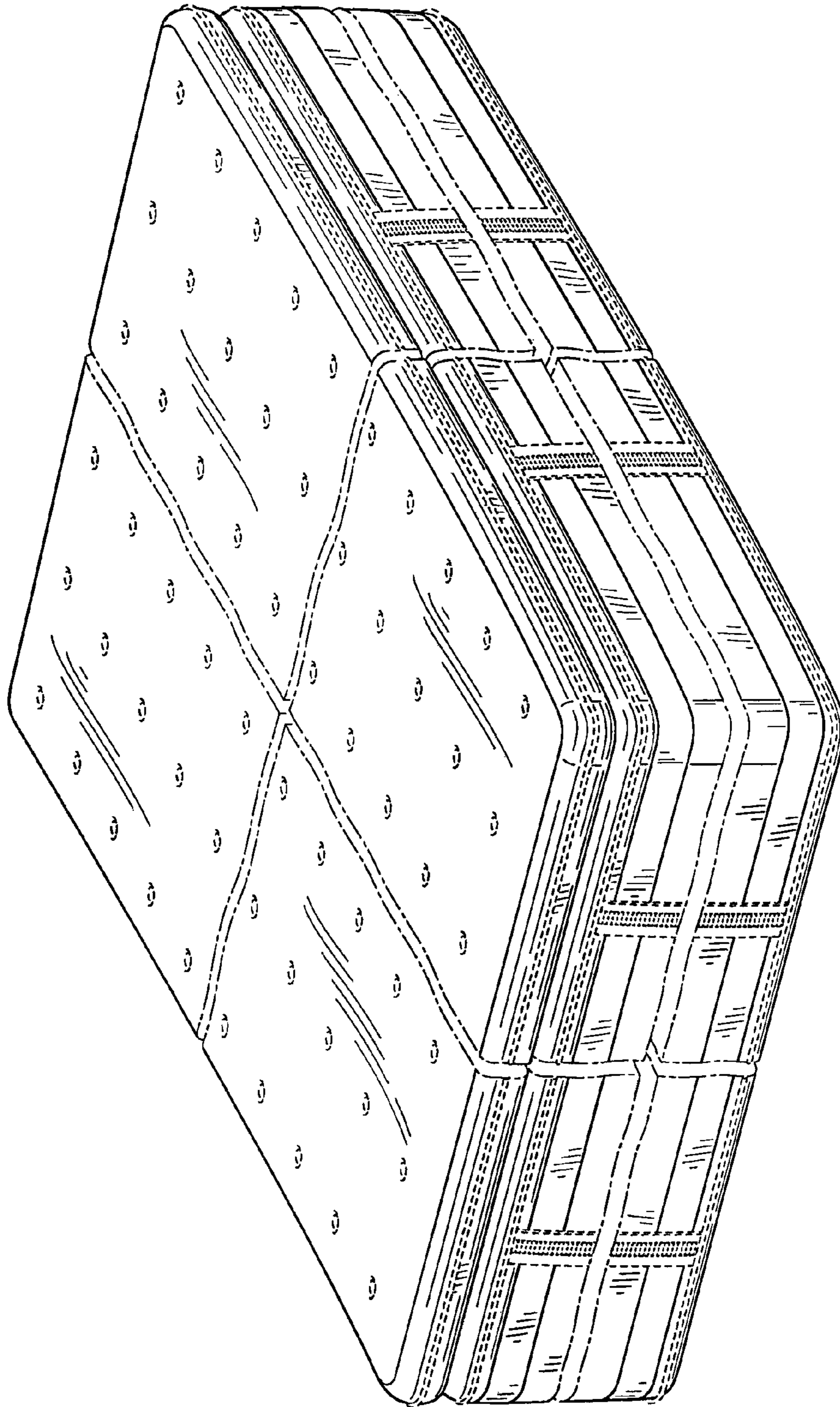


FIG. 6