



US00D696511S

(12) **United States Design Patent**  
**Fisette**

(10) **Patent No.:** **US D696,511 S**

(45) **Date of Patent:** **\*\* Dec. 31, 2013**

(54) **FABRIC TURNER**

(76) Inventor: **Jack E. Fisette**, Fresno, CA (US)

(\*\*) Term: **14 Years**

(21) Appl. No.: **29/422,391**

(22) Filed: **May 18, 2012**

(51) **LOC (9) Cl.** ..... **03-01**

(52) **U.S. Cl.**  
USPC ..... **D3/18; D3/28**

(58) **Field of Classification Search**  
USPC ..... D3/18, 26, 28, 260; 223/39, 40, 41, 42,  
223/43, 44, 50, 102-104  
See application file for complete search history.

(56) **References Cited**

U.S. PATENT DOCUMENTS

478,827	A *	7/1892	Stott	223/103
1,600,789	A *	9/1926	Bernhardt	223/42
2,156,339	A *	5/1939	Horn	223/40
2,343,020	A *	2/1944	Newman	223/42
2,702,544	A *	2/1955	Hanington	223/40
2,715,983	A *	8/1955	Fraser	223/42
2,868,423	A *	1/1959	Patterson et al.	223/42
3,637,119	A *	1/1972	Blair	223/39
3,643,840	A *	2/1972	LeBlanc	223/42
D226,407	S *	2/1973	Doman	D3/260
3,746,220	A *	7/1973	Harbaugh	223/42
3,762,613	A *	10/1973	Hardaker	223/40
3,945,542	A *	3/1976	Taylor	223/42
4,620,649	A *	11/1986	Graham	223/40
4,749,111	A *	6/1988	Hardwick	223/42
4,863,079	A *	9/1989	Holmgren	223/103
5,106,000	A *	4/1992	Small et al.	223/40
5,785,215	A *	7/1998	Hinkel	223/50
5,915,603	A *	6/1999	Ozeki	223/50
6,568,572	B1 *	5/2003	Smith	223/42
7,210,603	B2 *	5/2007	Smith	223/39

\* cited by examiner

*Primary Examiner* — Caron D Veynar

*Assistant Examiner* — Martie K Holtje

(74) *Attorney, Agent, or Firm* — Richard A. Ryan

(57) **CLAIM**

The ornamental design for a fabric turner, as shown and described.

**DESCRIPTION**

FIG. 1 is a front elevational view of a fabric turner showing my new design, with the rear, right side, and left side elevational views being identical thereto;

FIG. 2 is a top plan view thereof;

FIG. 3 is a front elevational view thereof in a partially exploded condition;

FIG. 4 is a front elevational view thereof in an exploded condition, showing the cap members separated;

FIG. 5 is a front elevational view of the housing portion of the fabric turner, the rear, right side, and left side elevational views being identical thereto;

FIG. 6 is a top plan view of FIG. 5, the bottom plan view of FIG. 5 being identical to FIG. 2;

FIG. 7 is a front elevational view of the insert portion of the fabric turner, with the rear, right side, and left side elevational views being readily discernible therefrom;

FIG. 8 is a bottom plan view of FIG. 7;

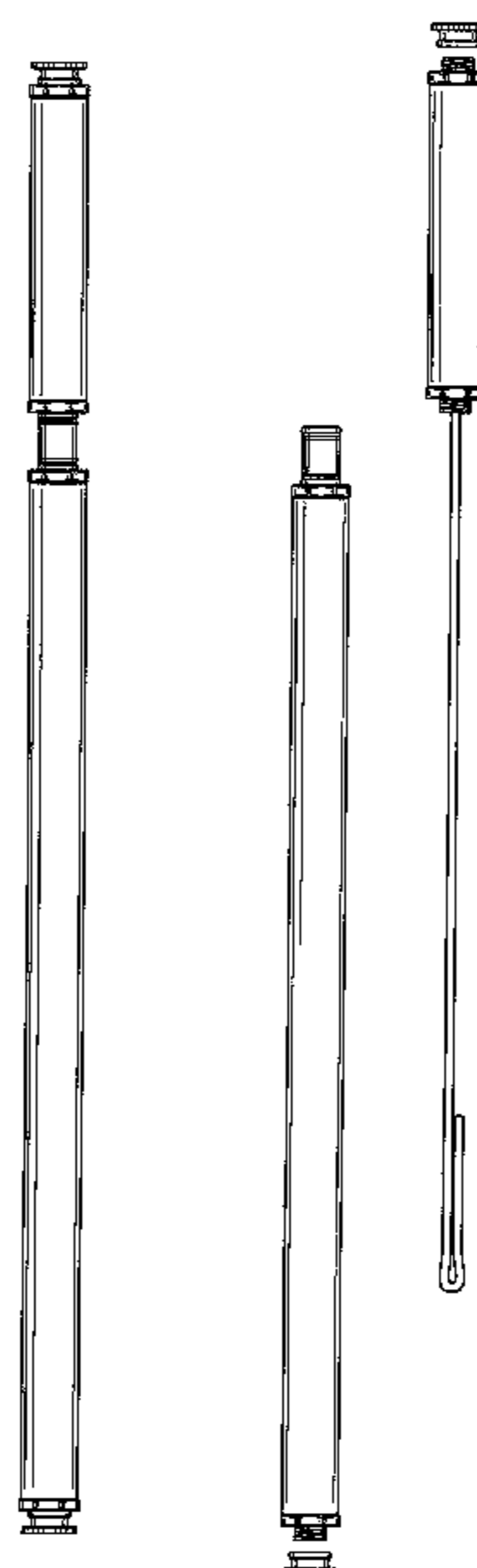
FIG. 9 is a front elevational view of FIG. 1 with the insert portion partially extended from the housing;

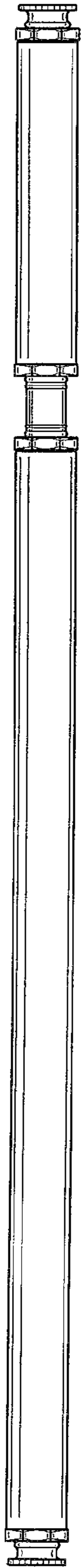
FIG. 10 is a front elevational view in an exploded condition;

FIG. 11 is a front elevational view with the insert portion of the fabric turner in a reversed position; and,

FIG. 12 is a front elevational view with the top of the insert portion attached to the top of the housing portion for the purpose of creating an extended handle therefor.

**1 Claim, 6 Drawing Sheets**

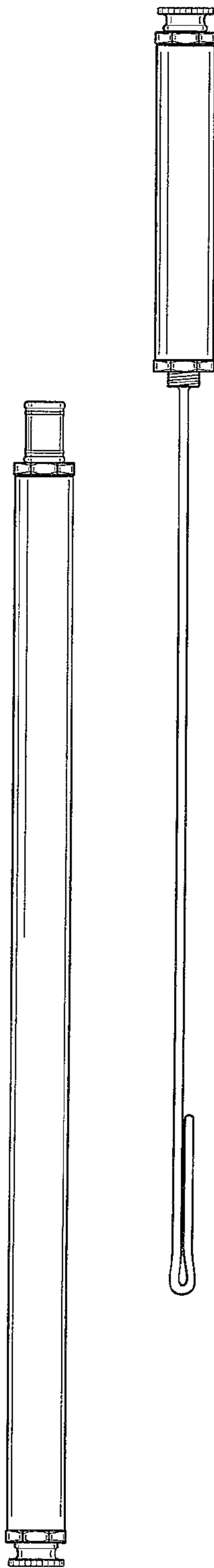




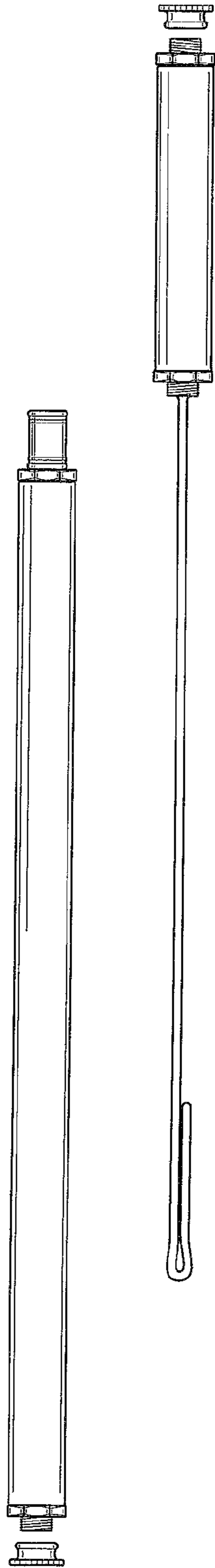
**FIG. 1**



**FIG. 2**



**FIG. 3**



**FIG. 4**

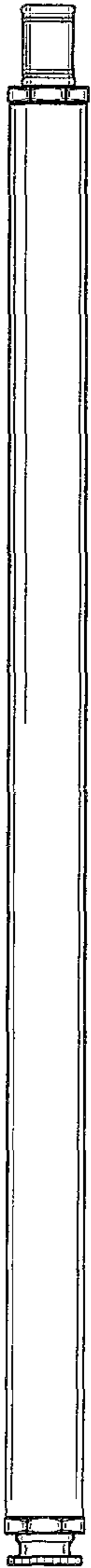


FIG. 5



FIG. 6

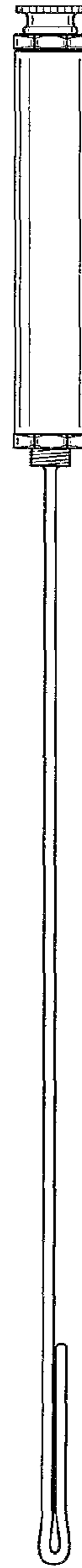
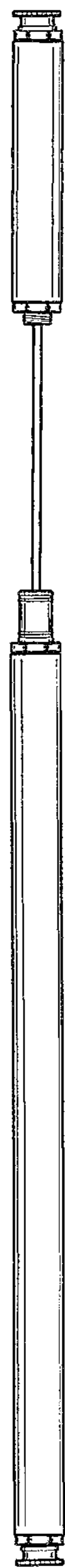


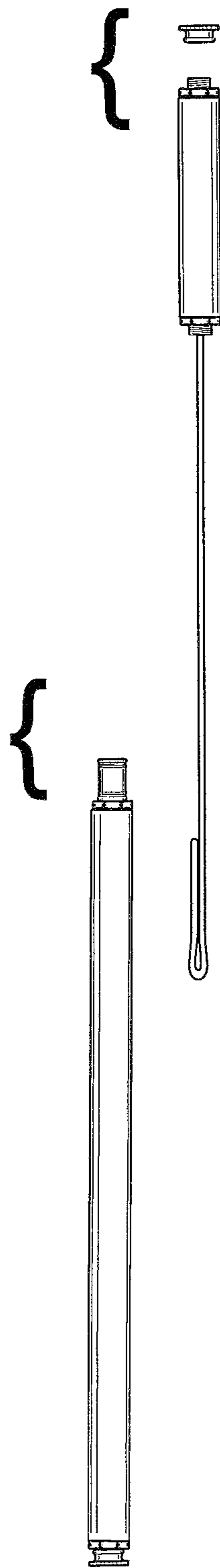
FIG. 7



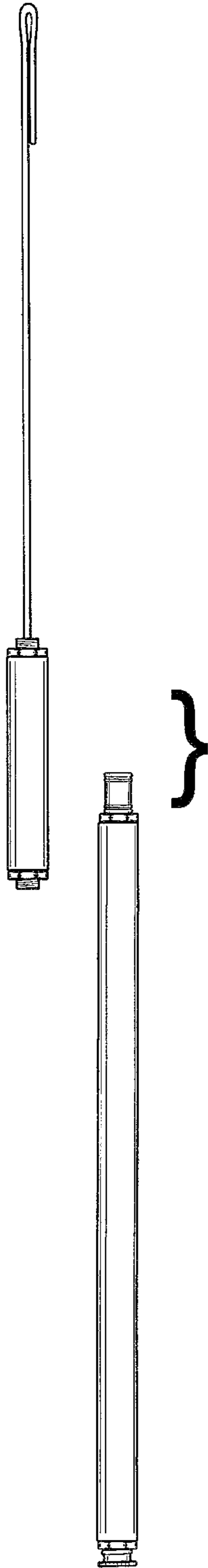
FIG. 8



**FIG. 9**



**FIG. 10**



**FIG. 11**



**FIG. 12**