



US00D696509S

(12) **United States Design Patent**  
**Caruthers**

(10) **Patent No.:** **US D696,509 S**

(45) **Date of Patent:** **\*\* Dec. 31, 2013**

(54) **SOCK**

(71) Applicant: **NIKE, Inc.**, Beaverton, OR (US)

(72) Inventor: **James Ryan Caruthers**, Portland, OR (US)

(73) Assignee: **NIKE, Inc.**, Beaverton, OR (US)

(\*\*) Term: **14 Years**

(21) Appl. No.: **29/456,238**

(22) Filed: **May 29, 2013**

(51) **LOC (9) Cl.** ..... **02-04**

(52) **U.S. Cl.**  
USPC ..... **D2/985**

(58) **Field of Classification Search**  
USPC ..... D2/980, 985, 989-990, 992, 994;  
2/239; 66/178 R, 182, 185, 187  
See application file for complete search history.

(56) **References Cited**

U.S. PATENT DOCUMENTS

D46,627 S	11/1914	West	
2,144,563 A *	1/1939	Davis	66/182
D160,168 S	9/1950	Haddad	
D160,169 S	9/1950	Haddad	
D172,484 S	6/1954	Wilson	
D173,696 S	12/1954	Fregeolle	
D175,794 S	10/1955	Oliver	
3,013,564 A *	12/1961	Levey	36/170
4,069,515 A *	1/1978	Swallow et al.	2/239
4,255,949 A *	3/1981	Thorneburg	66/185
4,277,959 A *	7/1981	Thorneburg	66/182
4,373,361 A *	2/1983	Thorneburg	66/178 R
D269,476 S	6/1983	Brier	
D269,477 S	6/1983	Brier	
D275,715 S	10/1984	Boone	
4,852,272 A *	8/1989	Chilewich et al.	36/12
5,095,548 A *	3/1992	Chesebro, Jr.	2/239
D345,251 S	3/1994	Pounds	
5,307,522 A *	5/1994	Throneburg et al.	2/239

5,708,985 A *	1/1998	Ogden	2/239
5,771,495 A *	6/1998	Turner et al.	2/239
D401,758 S	12/1998	Huff	
D414,601 S	10/1999	Cortinovis	
D427,762 S *	7/2000	Reigenborn et al.	D2/989
D429,557 S *	8/2000	Cortinovis	D2/980
D429,558 S	8/2000	Cortinovis	
D430,390 S	9/2000	Cortinovis	
D437,480 S	2/2001	Cortinovis	
6,230,525 B1 *	5/2001	Dunlap	66/182
6,308,337 B1 *	10/2001	Penley	2/239
D451,192 S	11/2001	Berube	
D478,718 S *	8/2003	Northcraft	D2/980
D484,302 S	12/2003	Dickson	
6,668,387 B2 *	12/2003	Kalde	2/239

(Continued)

*Primary Examiner* — T. Chase Nelson

*Assistant Examiner* — Kathleen M Sims

(74) *Attorney, Agent, or Firm* — Banner & Witcoff, Ltd.

(57) **CLAIM**

The ornamental design for a sock, as shown and described.

**DESCRIPTION**

FIG. 1 is a bottom perspective view of a sock showing my new design in an in-use configuration;

FIG. 2 is a second bottom perspective view thereof;

FIG. 3 is a bottom plan view thereof;

FIG. 4 is a right side view thereof;

FIG. 5 is a left side view thereof;

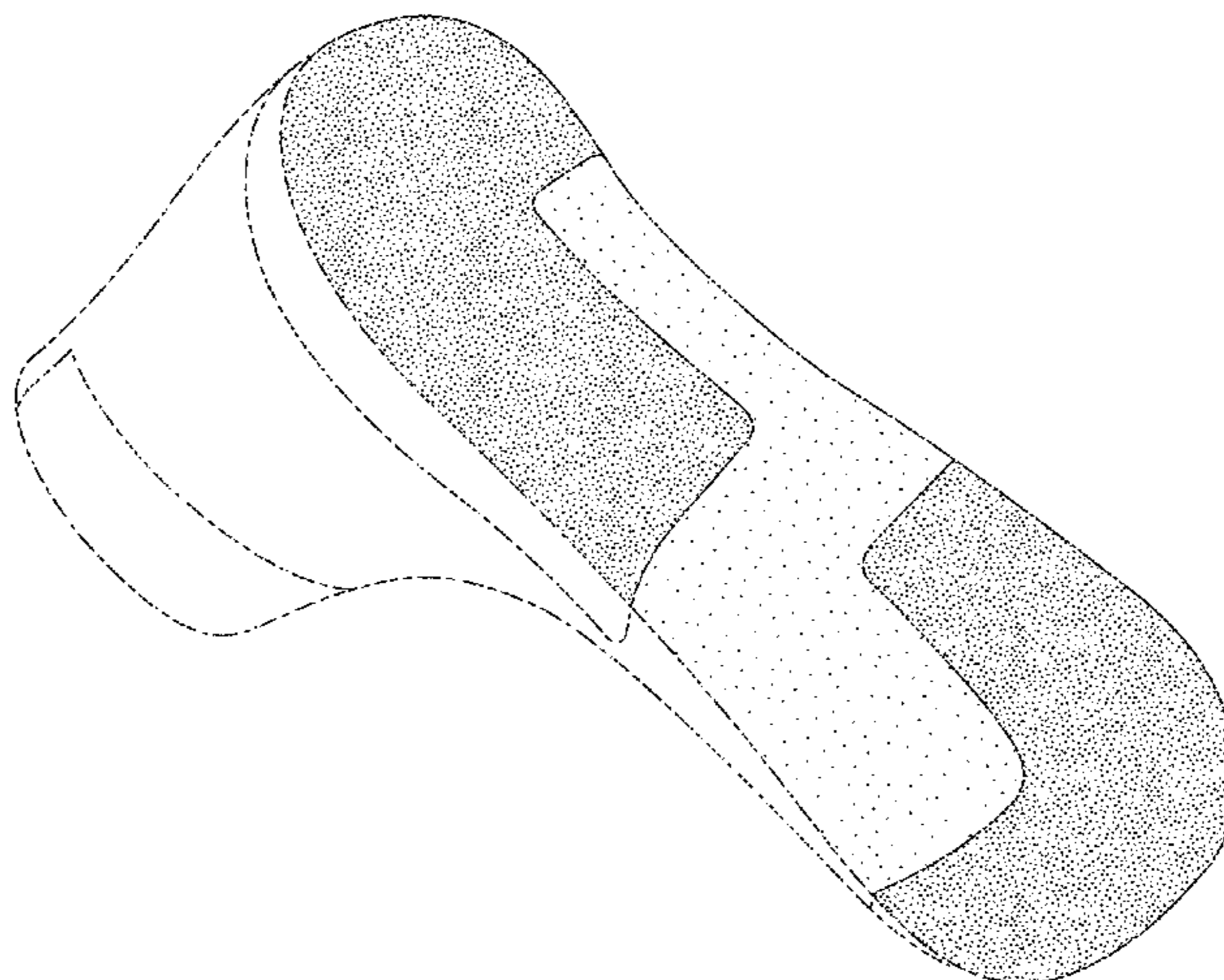
FIG. 6 is a front view thereof;

FIG. 7 is a rear view thereof; and,

FIG. 8 is a top view thereof.

The broken lines immediately adjacent to the shaded area represent unclaimed boundaries of the design. The contrast in shading represents a contrast in appearance only and does not represent any particular color, material, texture or finish. The broken lines showing the remainder of the sock are for environmental purposes only and form no part of the claimed design.

**1 Claim, 7 Drawing Sheets**



(56)

References Cited

U.S. PATENT DOCUMENTS

D489,887 S	5/2004	Mavis et al.			
D495,131 S	8/2004	Mavis et al.			
D497,712 S	11/2004	Mavis et al.			
D498,045 S	11/2004	Mavis et al.			
D499,879 S	12/2004	Mavis et al.			
D500,588 S	1/2005	Mavis et al.			
D509,652 S	9/2005	Cooper			
D512,829 S	12/2005	Viveros et al.			
D513,116 S	12/2005	Gaither			
RE39,407 E	11/2006	Cortinovis			
D546,550 S	7/2007	Viveros et al.			
D590,590 S *	4/2009	Bonzagni et al. ....	D2/980		
D595,048 S	6/2009	Moser			
7,614,257 B2 *	11/2009	Araki et al. ....		66/185	
7,681,254 B2 *	3/2010	Lambertz .....		2/239	
D613,491 S	4/2010	Hollingsworth et al.			
D624,300 S	9/2010	Hollingsworth et al.			
D627,147 S	11/2010	Lambertz			
D641,148 S	7/2011	Kent			
D641,969 S	7/2011	Loth et al.			
D646,477 S	10/2011	Nii et al.			
D650,574 S	12/2011	Loth et al.			
2006/0143801 A1 *	7/2006	Lambertz .....		2/239	
2009/0000339 A1 *	1/2009	Dahlgren .....		66/187	
2009/0113602 A1 *	5/2009	Lambertz .....		2/239	
2009/0178179 A1 *	7/2009	Liu .....		2/239	
2009/0288451 A1 *	11/2009	Yokoyama .....		66/185	

\* cited by examiner

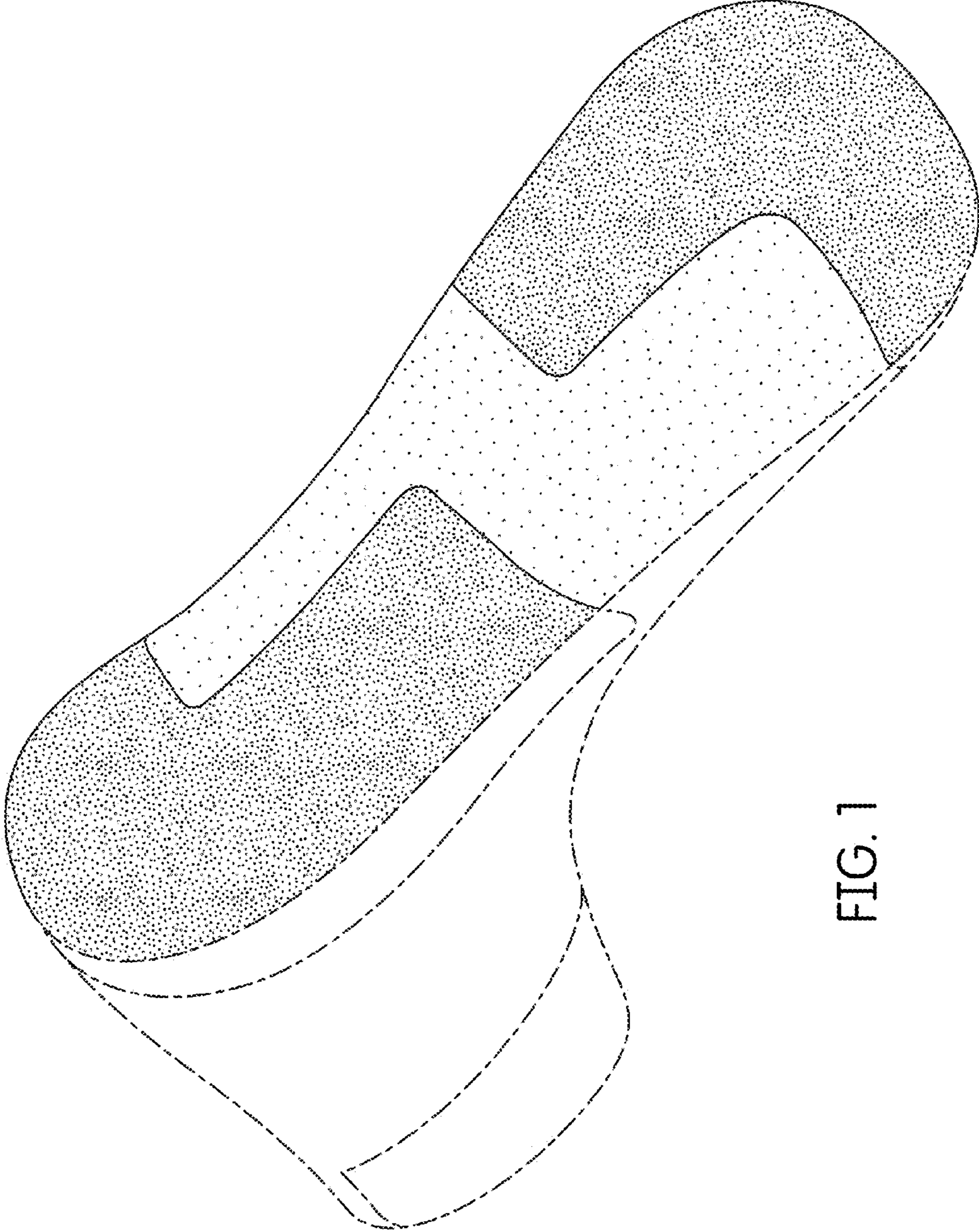


FIG. 1

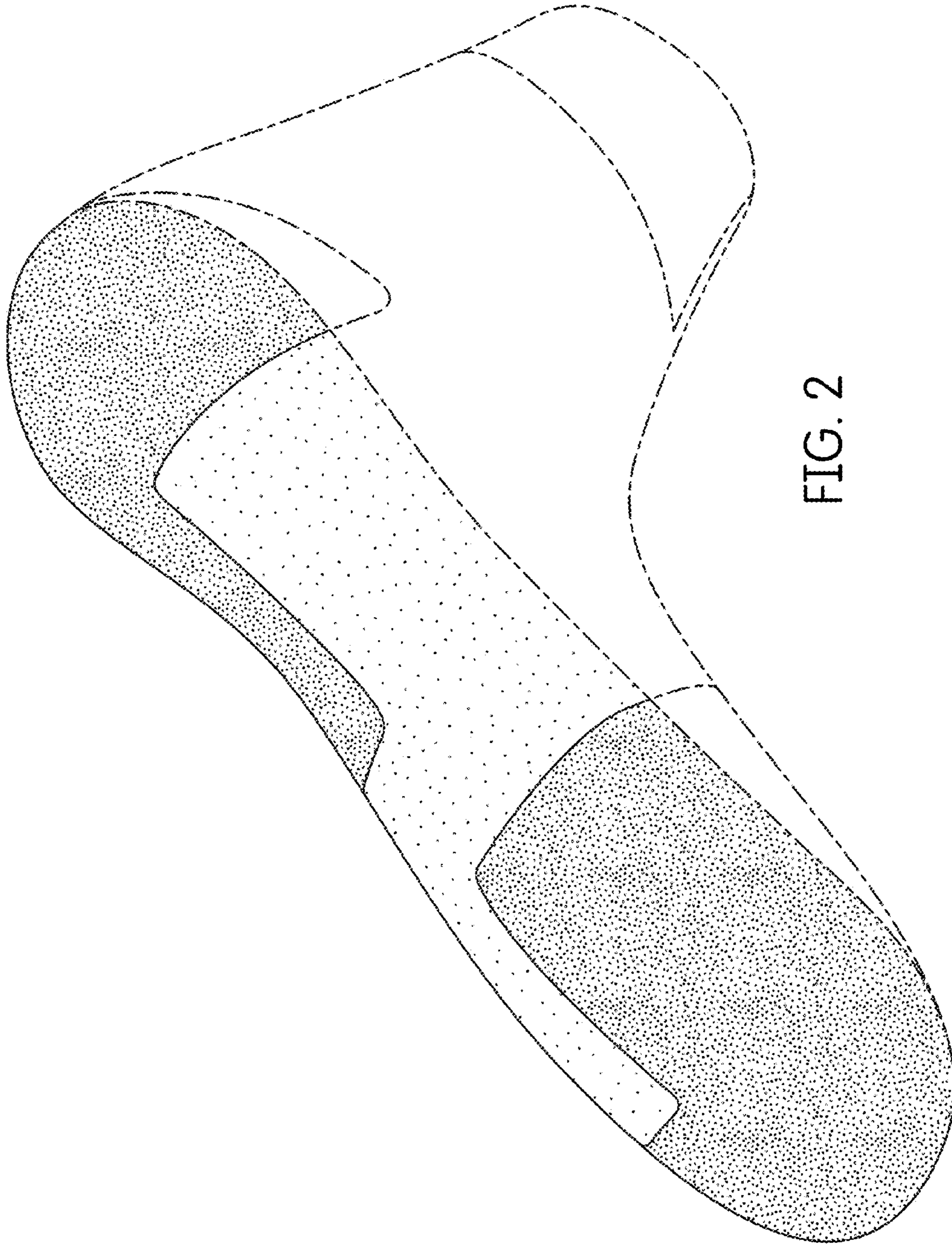


FIG. 2

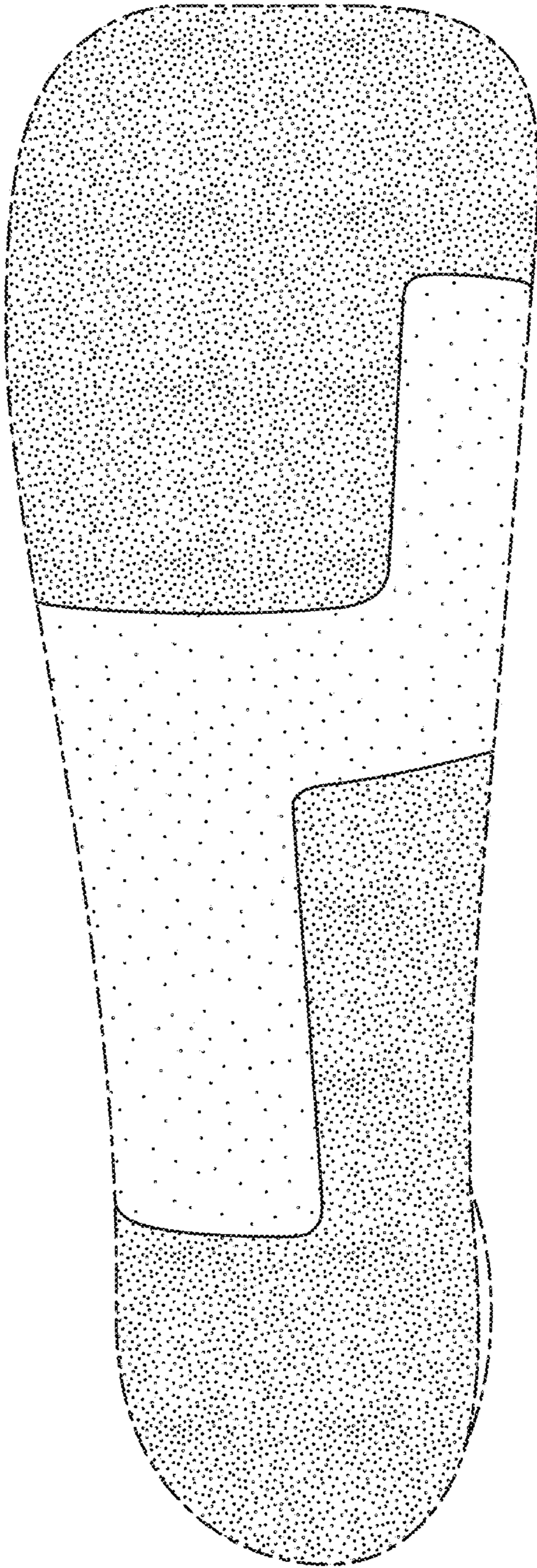


FIG. 3

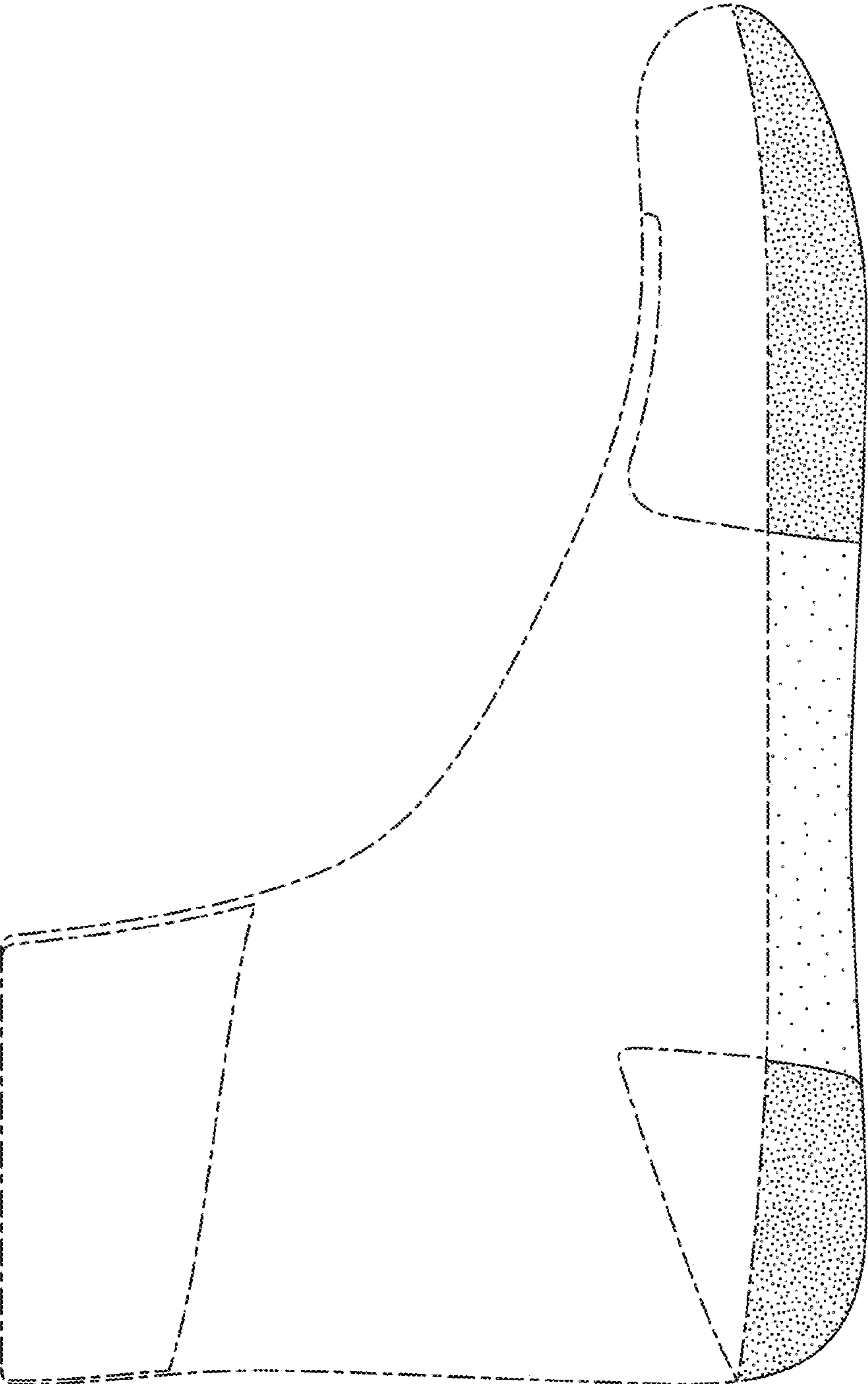


FIG. 4

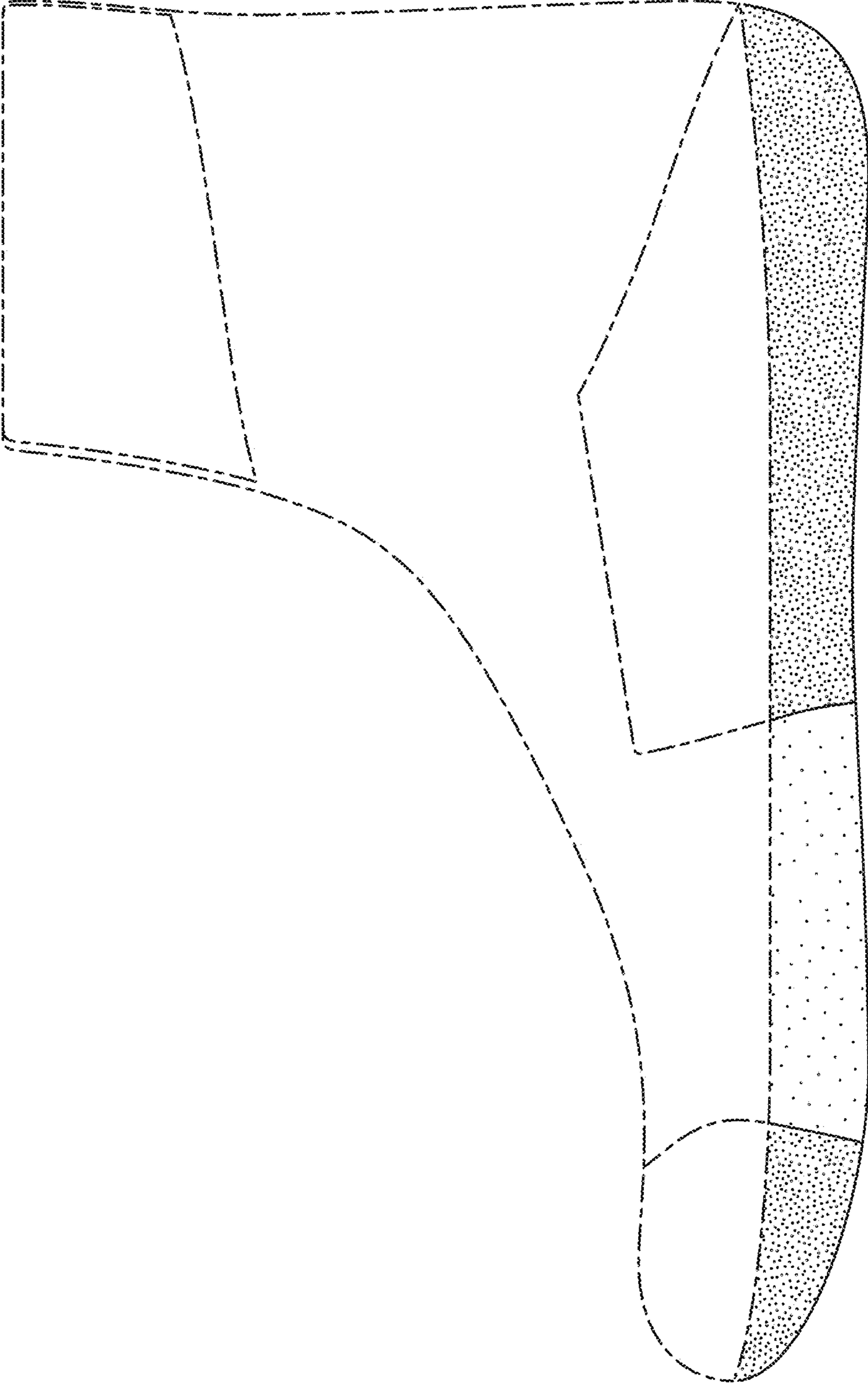


FIG. 5

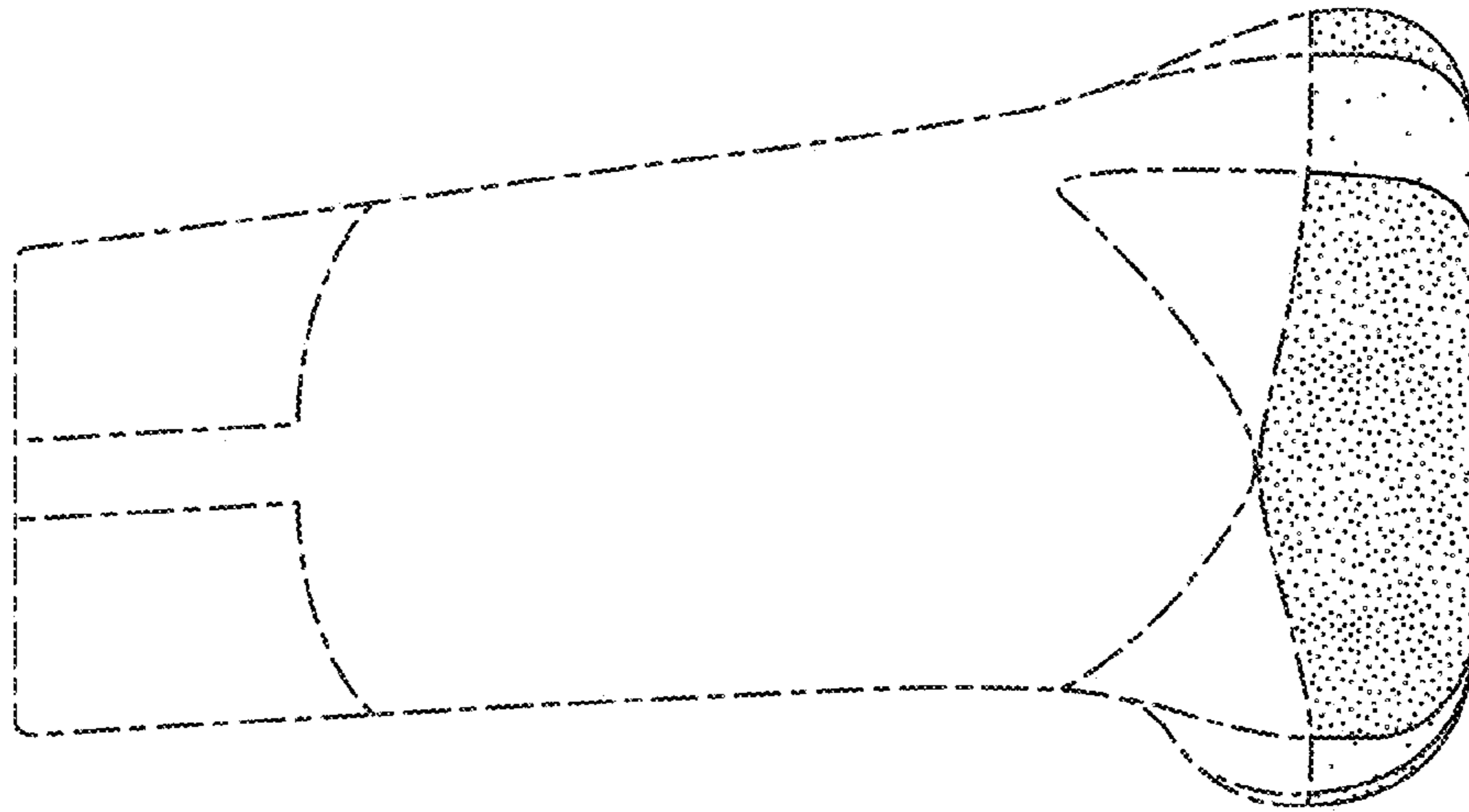


FIG. 7

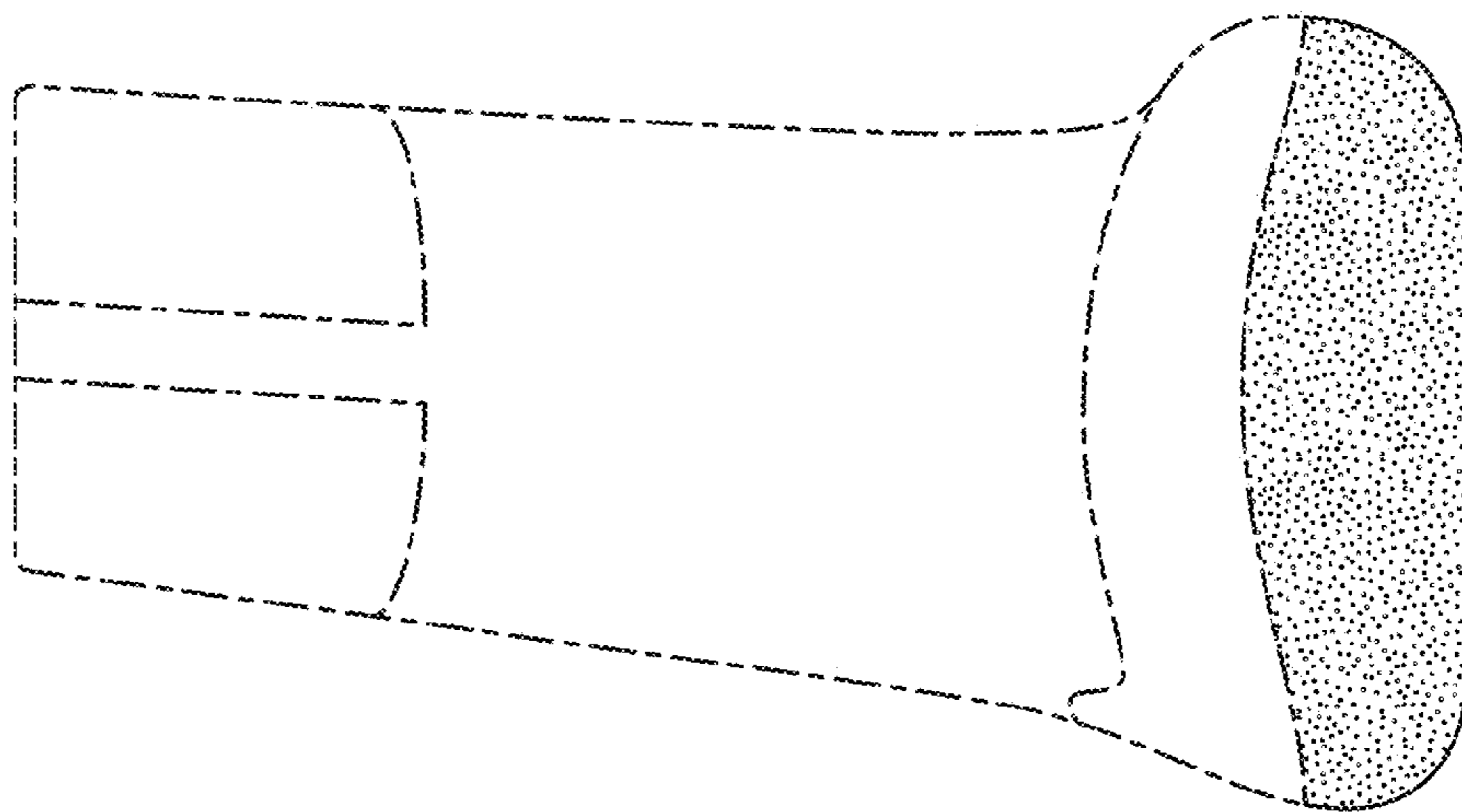


FIG. 6



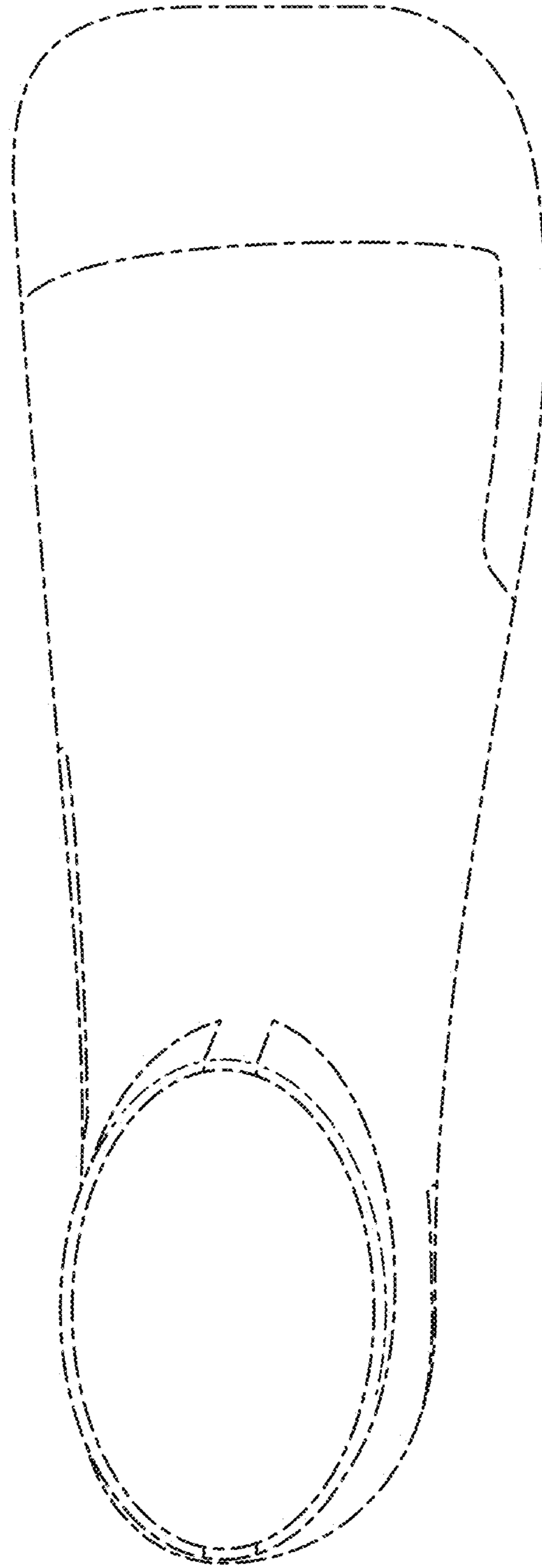


FIG. 8