



US00D696506S

(12) **United States Design Patent**
Feldman

(10) **Patent No.:** **US D696,506 S**

(45) **Date of Patent:** **** Dec. 31, 2013**

(54) **HEEL INSERT**

(75) Inventor: **Daniel Feldman**, Brooklyn, NY (US)

(73) Assignee: **Profoot, Inc.**, Brooklyn, NY (US)

(**) Term: **14 Years**

(21) Appl. No.: **29/419,032**

(22) Filed: **Apr. 24, 2012**

(51) **LOC (9) Cl.** **02-04**

(52) **U.S. Cl.**
USPC **D2/961**

(58) **Field of Classification Search**
USPC D2/896, 946, 947, 950, 961, 964, 965,
D2/968; 36/88, 89, 91, 92, 93, 25 R, 30 R,
36/30 A, 32 R, 34 R, 35 R, 36 R, 43, 44, 69,
36/71

See application file for complete search history.

(56) **References Cited**

U.S. PATENT DOCUMENTS

D462,510 S *	9/2002	Goodrich et al.	D2/961
D475,184 S *	6/2003	Polifroni	D2/961
D485,425 S *	1/2004	Polifroni	D2/961
D498,043 S *	11/2004	Walker	D2/961
D498,577 S *	11/2004	Crewdson et al.	D2/961
D552,838 S *	10/2007	Quinn	D2/961
D582,641 S *	12/2008	Kielt et al.	D2/961
D602,238 S *	10/2009	Avent et al.	D2/961
D614,842 S *	5/2010	Vasyli	D2/961
D617,086 S *	6/2010	Avent et al.	D2/961
D617,087 S *	6/2010	Avent et al.	D2/961
D634,924 S *	3/2011	Cheskin et al.	D2/961
8,042,287 B2 *	10/2011	Reinhardt et al.	36/43

D672,125 S *	12/2012	Orvitz	D2/961
D675,412 S *	2/2013	Klein et al.	D2/961
D676,637 S *	2/2013	Hane	D2/961
D681,321 S *	5/2013	Martinez et al.	D2/961
D689,276 S *	9/2013	Klein et al.	D2/961
2005/0283997 A1 *	12/2005	Wang	36/3 B
2007/0289170 A1 *	12/2007	Avent et al.	36/166

* cited by examiner

Primary Examiner — Elizabeth J Oswecki

(74) *Attorney, Agent, or Firm* — Fitch, Even, Tabin & Flannery LLP

(57) **CLAIM**

The ornamental design for a heel insert, substantially as shown and described.

DESCRIPTION

FIG. 1 is a top perspective view of a right heel insert showing my new design, the left heel insert being a mirror image thereto;

FIG. 2 is a bottom perspective view of a right heel insert thereof, the left heel insert being a mirror image thereto;

FIG. 3 is a bottom plan view thereof;

FIG. 4 is a right side elevational view thereof;

FIG. 5 is a left side elevational view thereof;

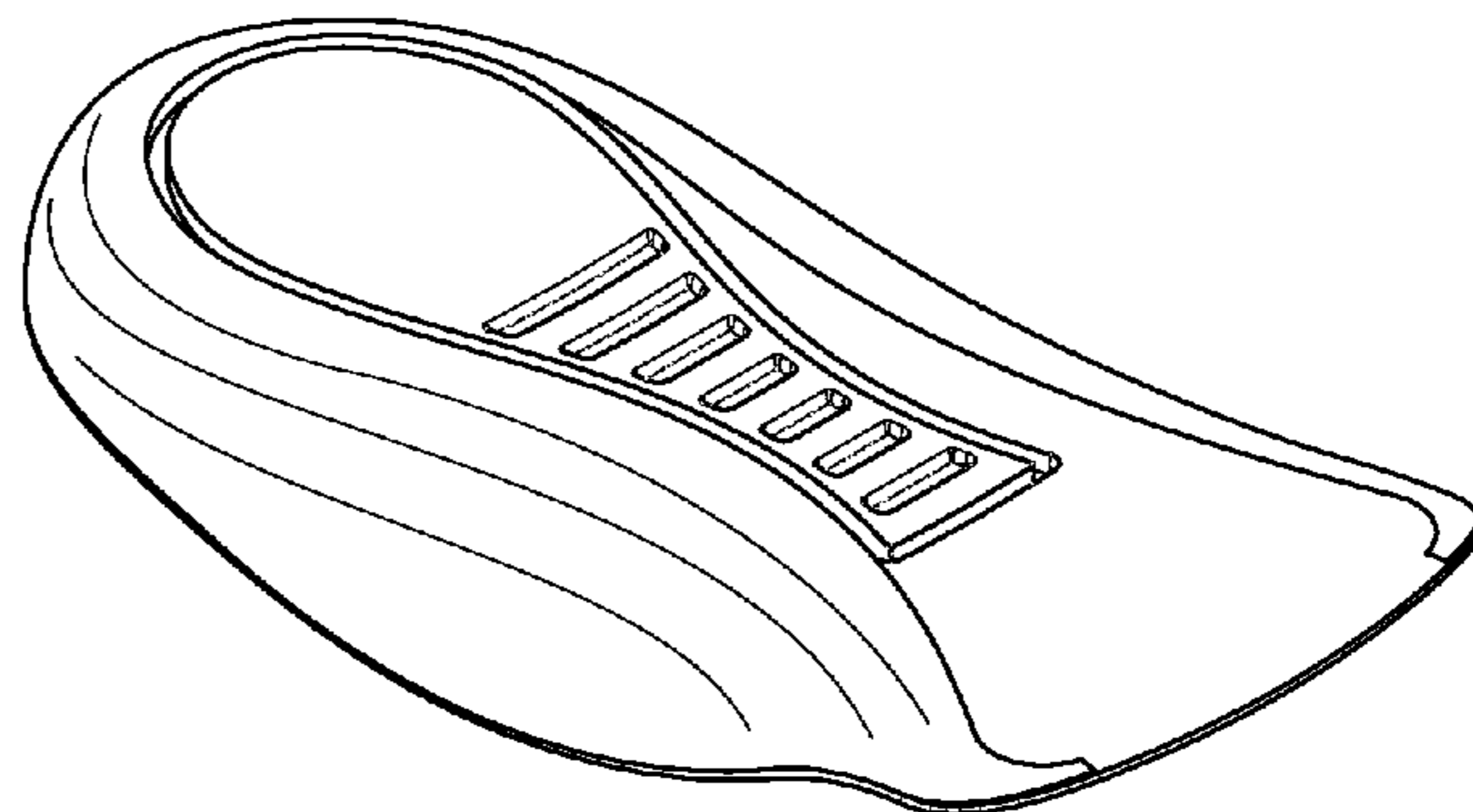
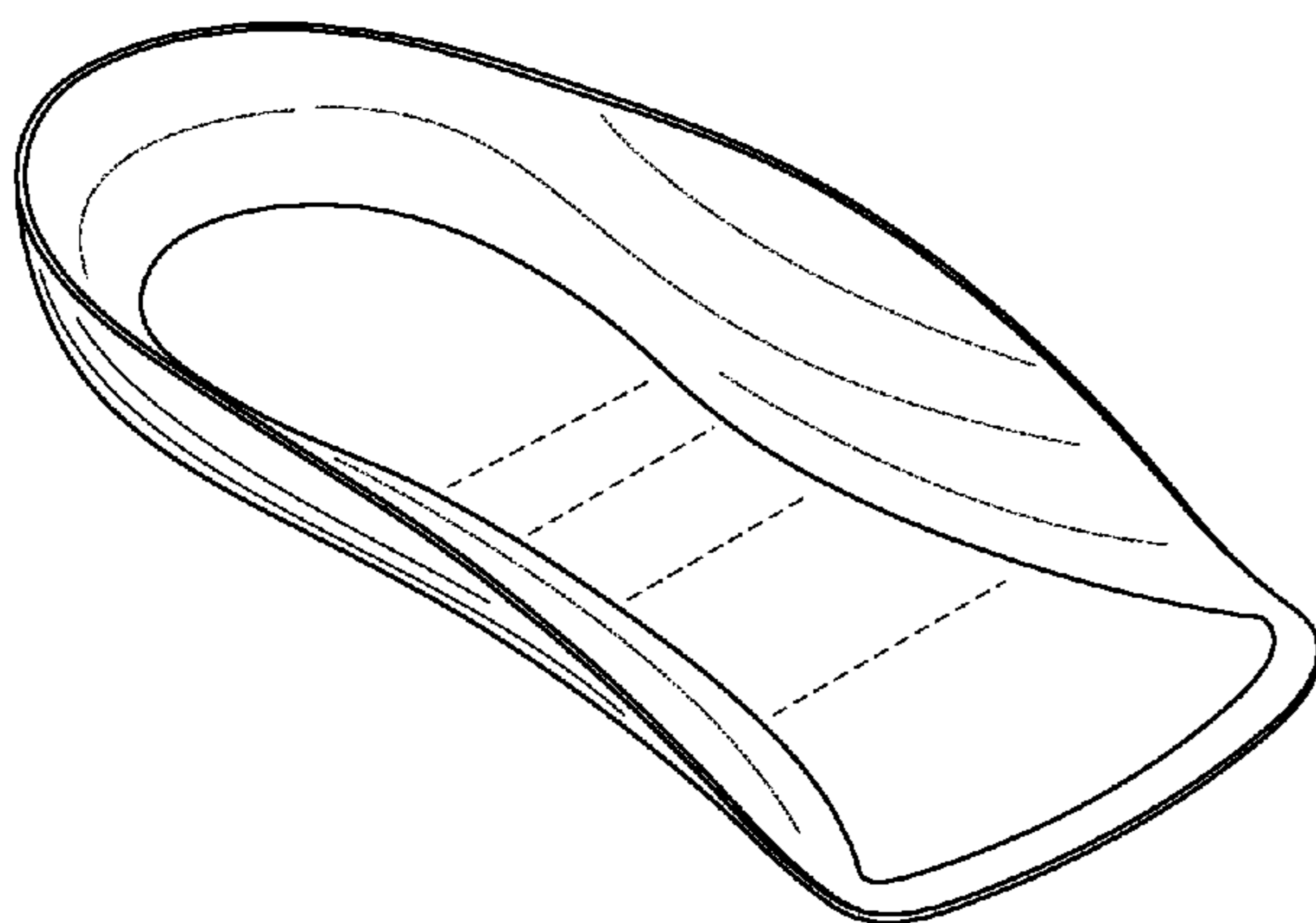
FIG. 6 is a top plan view thereof;

FIG. 7 is a front elevational view thereof; and,

FIG. 8 is a back elevational view thereof.

Portions of the heel insert shown in broken lines in the figures show unclaimed subject matter and form no part of the claimed design. The left heel insert is a mirror image of the right heel insert shown in FIGS. 1-8.

1 Claim, 2 Drawing Sheets



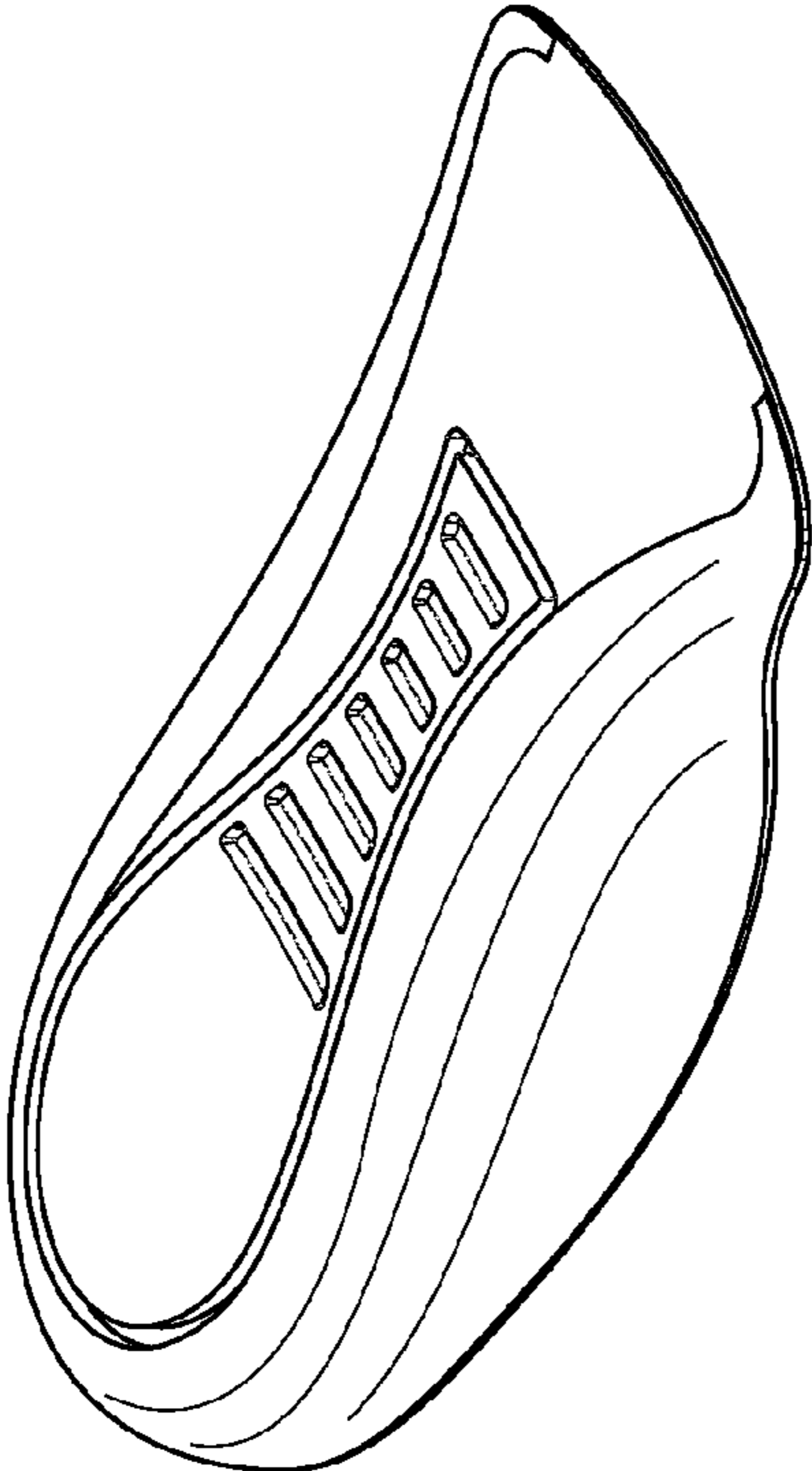


FIG. 2

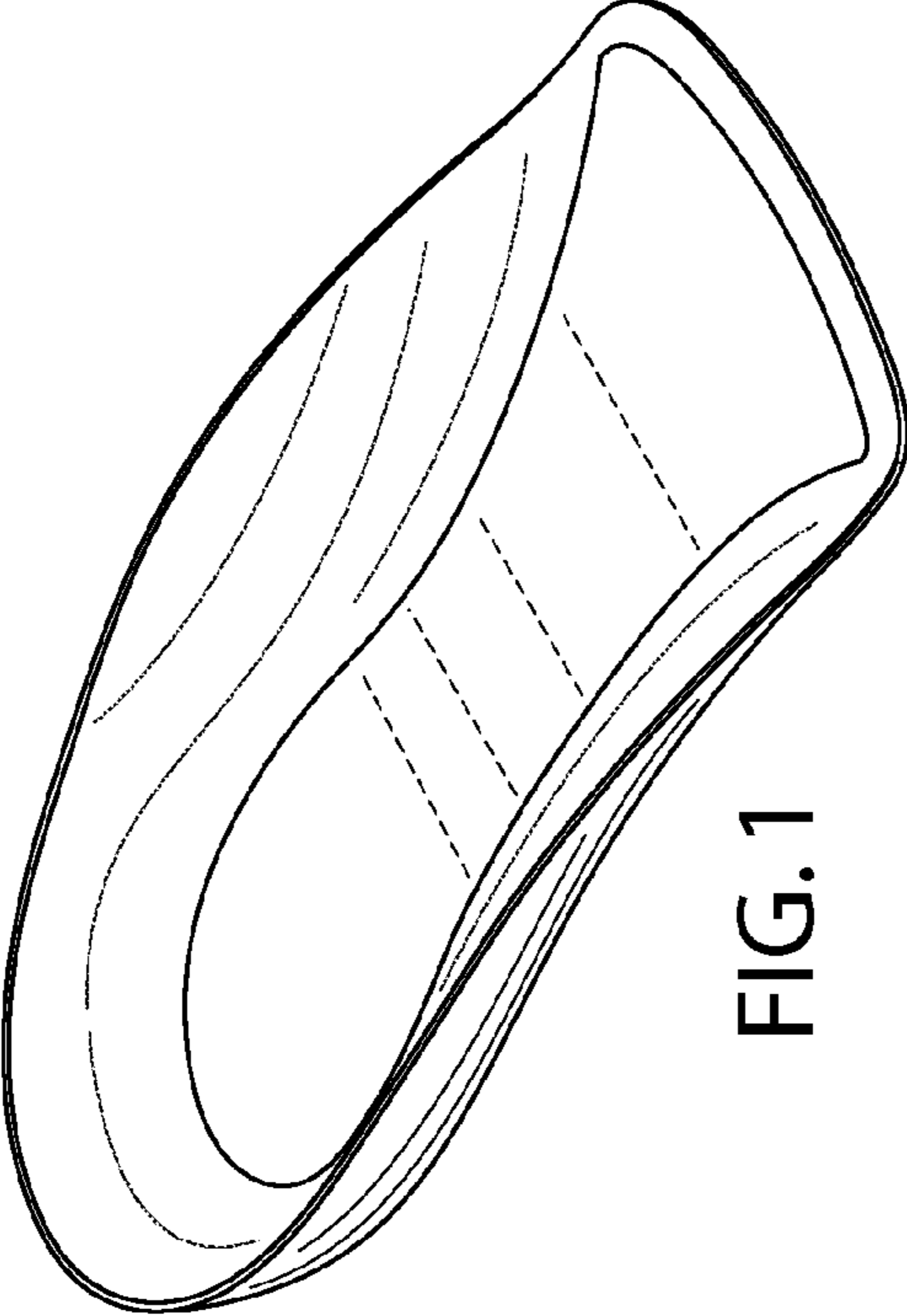


FIG. 1

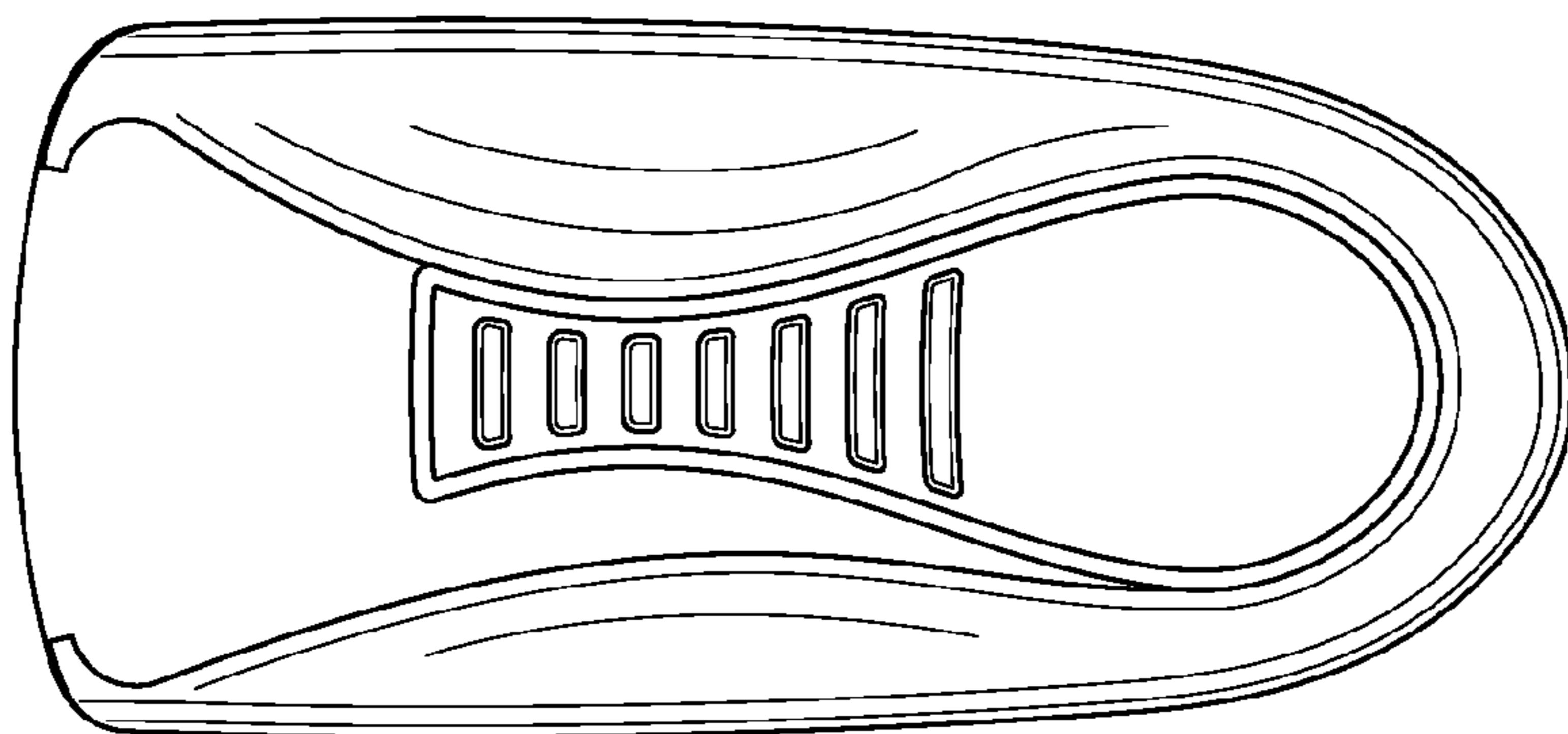


FIG. 3




FIG. 4



FIG. 5

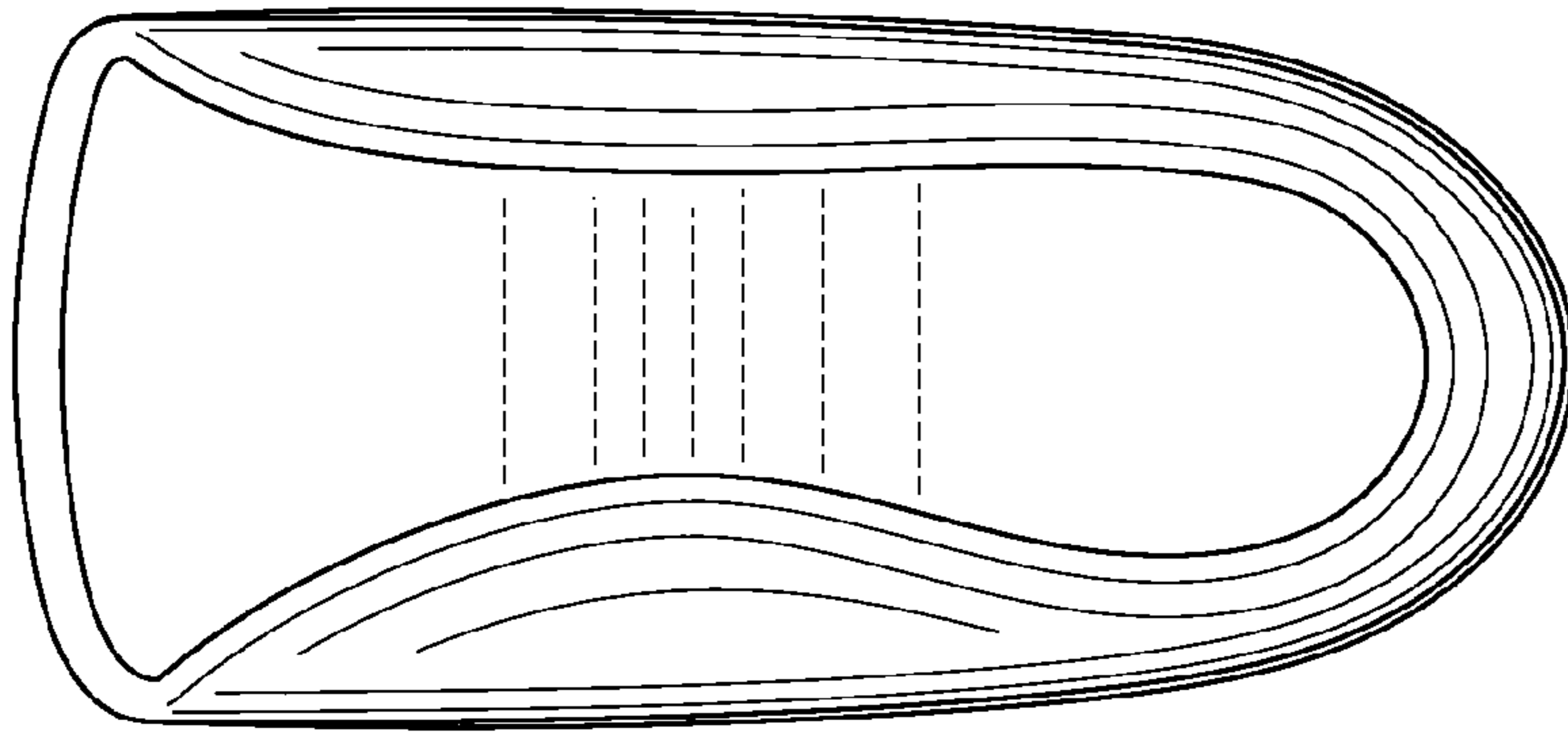


FIG. 6

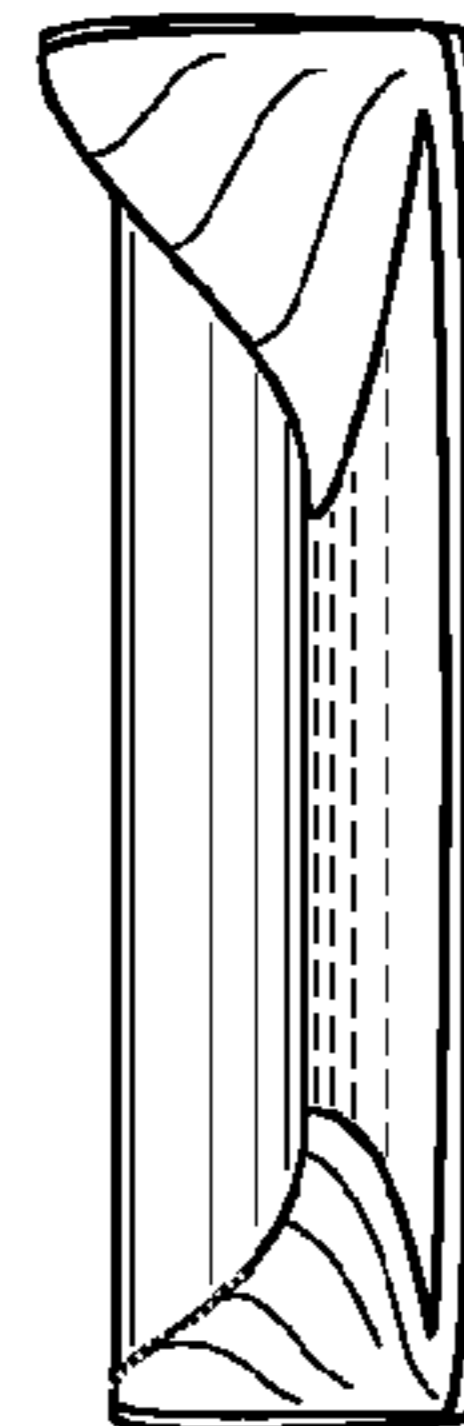


FIG. 7

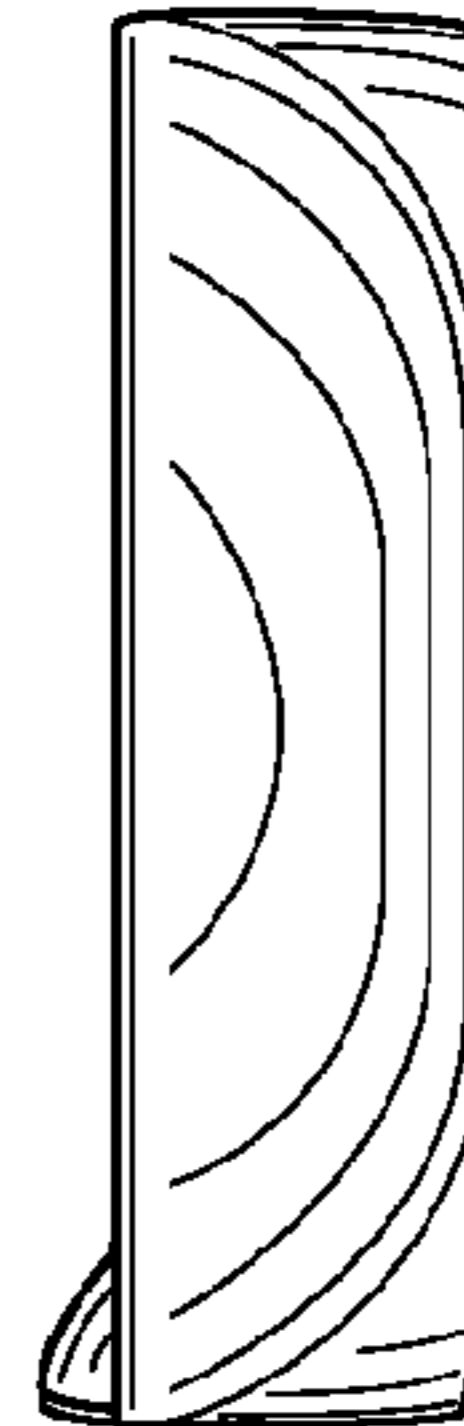


FIG. 8