

US00D696478S

(12) **United States Design Patent**  
**Geyer et al.**

(10) **Patent No.:** **US D696,478 S**  
(45) **Date of Patent:** **\*\* Dec. 24, 2013**

(54) **WASHING MACHINE**

(56) **References Cited**

(71) Applicant: **BSH Bosch und Siemens Hausgeräte GmbH, Munich (DE)**

U.S. PATENT DOCUMENTS

(72) Inventors: **Johannes Geyer, Haar (DE); Carsten Weber, Aalen (DE)**

D477,898 S *	7/2003	Geyer .....	D32/6
D544,658 S *	6/2007	Kim et al. ....	D32/6
D563,062 S *	2/2008	Eicher et al. ....	D32/6
D565,809 S *	4/2008	Eicher et al. ....	D32/6
D575,643 S *	8/2008	Florio .....	D9/529
D595,508 S *	7/2009	Wagner .....	D4/103
D610,757 S *	2/2010	Yalcin et al. ....	D32/6
D610,758 S *	2/2010	Yalcin et al. ....	D32/6
D611,207 S *	3/2010	Yalcin et al. ....	D32/6
D635,727 S *	4/2011	Jeon et al. ....	D32/6
D640,020 S *	6/2011	Helot et al. ....	D32/5

(73) Assignee: **BSH Bosch und Siemens Hausgerate GmbH, Munich (DE)**

(\*\*) Term: **14 Years**

\* cited by examiner

(21) Appl. No.: **29/434,004**

*Primary Examiner* — T. Chase Nelson

(22) Filed: **Oct. 9, 2012**

*Assistant Examiner* — Kathleen M Sims

**Related U.S. Application Data**

(74) *Attorney, Agent, or Firm* — Nixon & Vanderhye, PC

(62) Division of application No. 29/411,279, filed on Jan. 19, 2012, now Pat. No. Des. 675,793, which is a division of application No. 29/404,304, filed on Oct. 19, 2011, now Pat. No. Des. 659,307, which is a division of application No. 29/375,411, filed on Sep. 22, 2010, now Pat. No. Des. 653,822.

(57) **CLAIM**

The ornamental design for a washing machine, as shown and described.

**Foreign Application Priority Data**

(30) Mar. 26, 2010 (EM) ..... 001207468

**DESCRIPTION**

(51) **LOC (9) Cl.** ..... **15-05**

(52) **U.S. Cl.**  
USPC ..... **D32/6**

(58) **Field of Classification Search**  
USPC ..... D32/1, 5-6, 10; 34/58, 108, 130-131,  
34/523, 595-597, 603; 68/3 R, 5 R, 12.01,  
68/12.08, 212

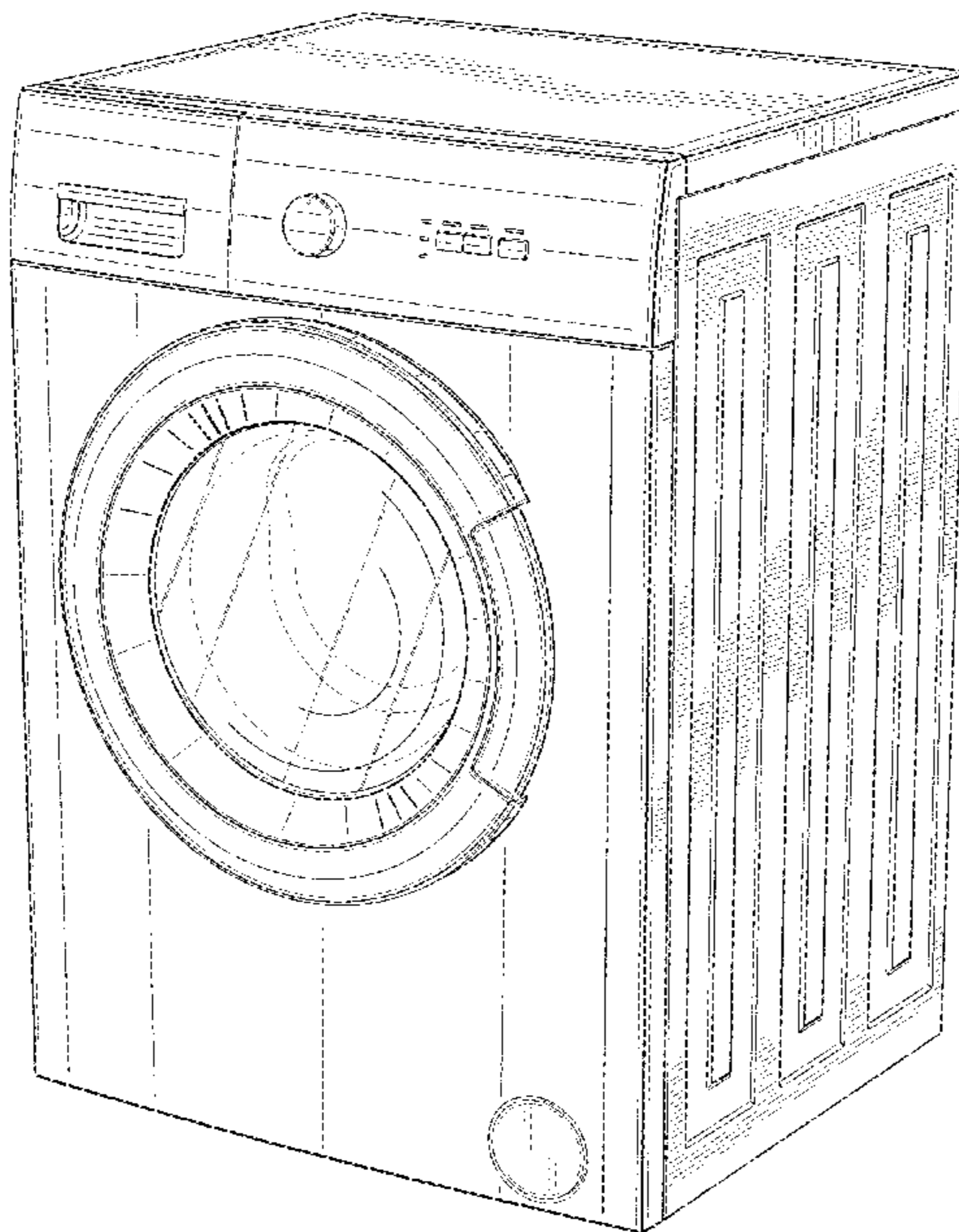
FIG. 1 is a front, left side, perspective view showing a washing machine according to our design;  
FIG. 2 is a front view thereof;  
FIG. 3 is a right side view thereof;  
FIG. 4 is a left side view thereof; and,  
FIG. 5 is a top view thereof.

The broken lines represent environment or structure and do not form any part of the claimed design.

The rear and bottom views are unornamented and/or unclaimed and are therefore not provided.

See application file for complete search history.

**1 Claim, 5 Drawing Sheets**






Fig. 1

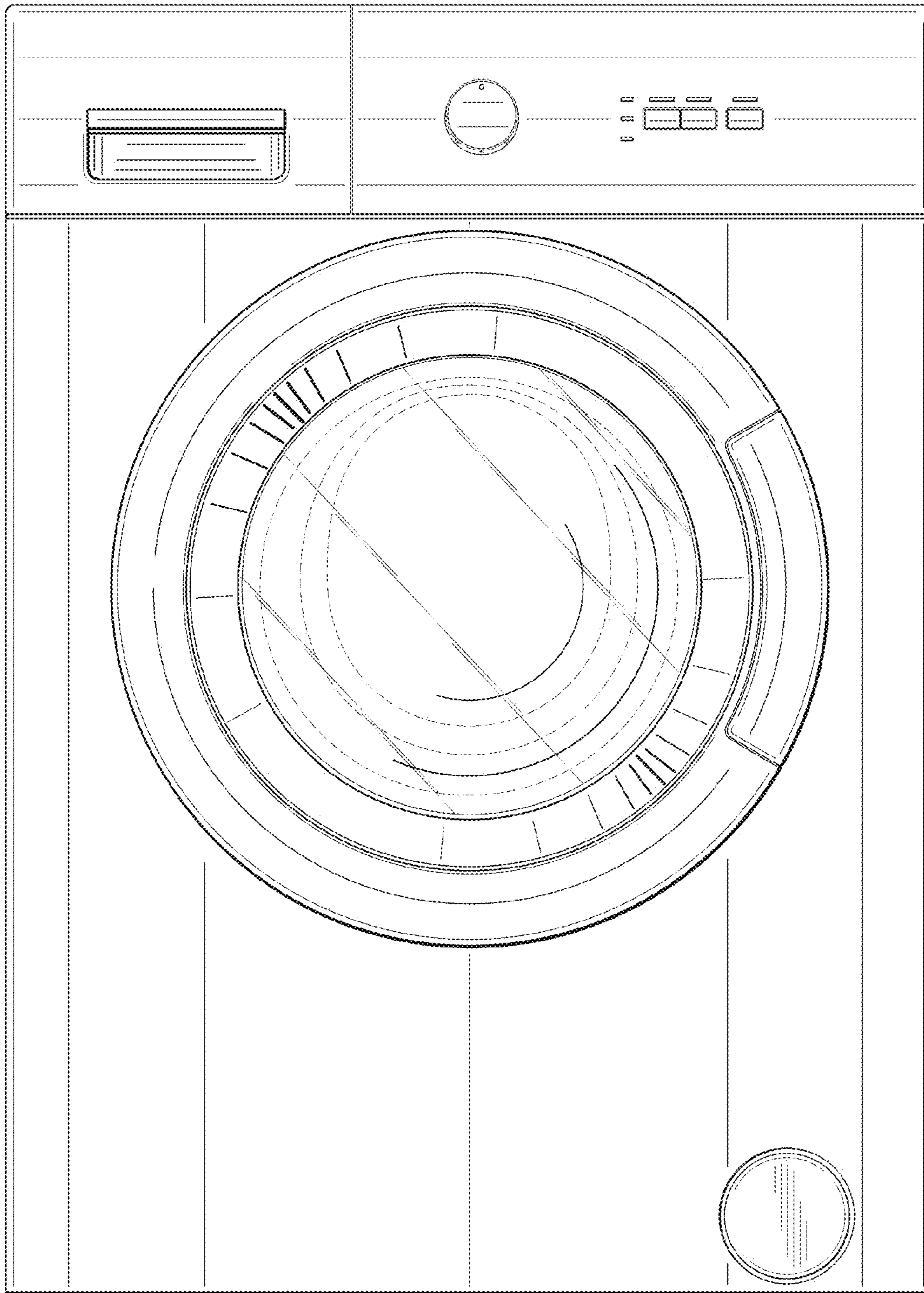


Fig. 2

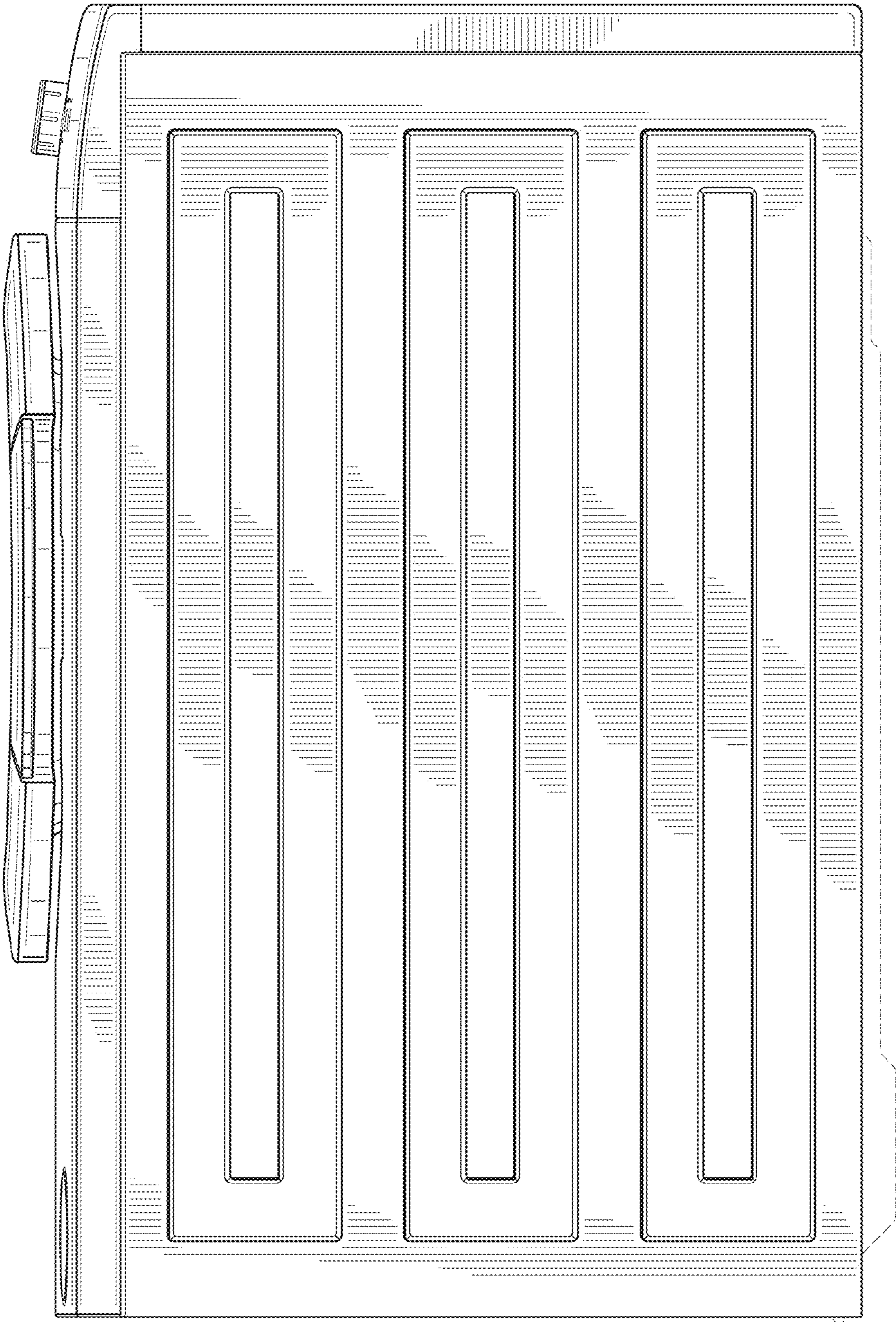


Fig. 3




Fig. 4

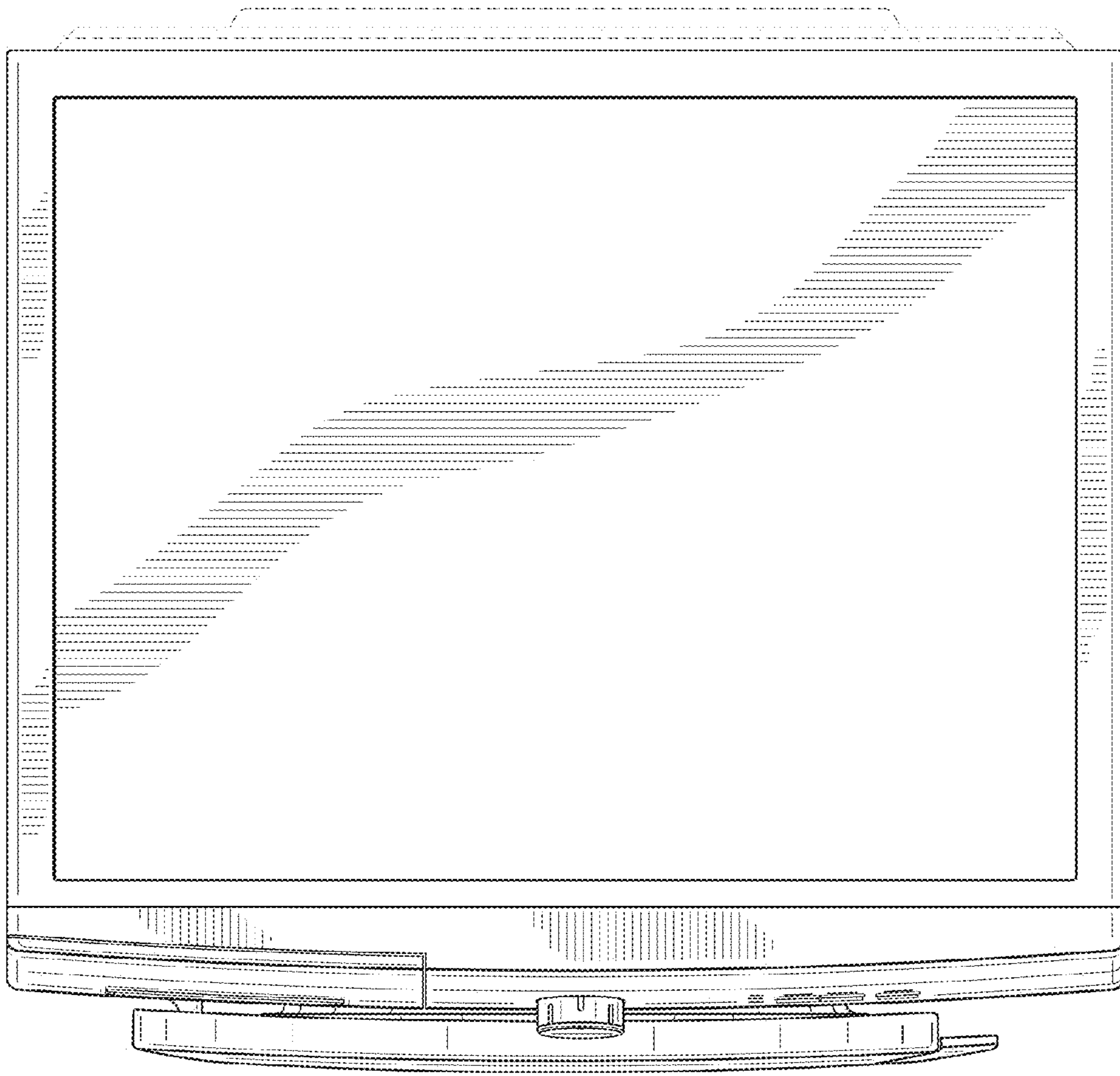


Fig. 5