

US00D696476S

(12) **United States Design Patent**  
**Eng et al.**

(10) **Patent No.:** **US D696,476 S**

(45) **Date of Patent:** **\*\* \*Dec. 24, 2013**

(54) **DISHWASHER DOOR AND COMPARTMENT**

(75) Inventors: **Lindsay Eng**, Long Beach, CA (US);  
**Thomas Ott**, Neubiberg (DE)

(73) Assignee: **BSH Home Appliances Corporation**,  
Irvine, CA (US)

(\*) Notice: This patent is subject to a terminal disclaimer.

(\*\*) Term: **14 Years**

(21) Appl. No.: **29/424,377**

(22) Filed: **Jun. 12, 2012**

**Related U.S. Application Data**

(62) Division of application No. 29/403,658, filed on Oct. 10, 2011, now Pat. No. Des. 668,402.

(51) **LOC (9) Cl.** ..... **15-05**

(52) **U.S. Cl.**  
USPC ..... **D32/3**

(58) **Field of Classification Search**  
USPC ..... D32/1, 2, 3, 25, 28; 312/31, 109, 228;  
134/56 D, 57 D, 58 D, 58 DL, 201;  
D7/340, 348, 349, 350, 405  
See application file for complete search history.

(56) **References Cited**

**U.S. PATENT DOCUMENTS**

D385,070 S \* 10/1997 Hughes et al. .... D32/3  
D424,257 S \* 5/2000 Umeda et al. .... D32/2  
6,893,061 B2 \* 5/2005 Miller et al. .... 292/303  
D539,992 S \* 4/2007 Yamamoto et al. .... D32/2

7,216,944 B2 \* 5/2007 Oyler et al. .... 312/311  
D544,657 S \* 6/2007 Jung et al. .... D32/2  
D577,869 S \* 9/2008 Tartan et al. .... D32/2  
D613,467 S \* 4/2010 Park et al. .... D32/6  
D627,937 S \* 11/2010 Kim ..... D32/2  
2003/0030288 A1 \* 2/2003 Miller et al. .... 292/303

\* cited by examiner

*Primary Examiner* — T. Chase Nelson

*Assistant Examiner* — Kathleen M Sims

(74) *Attorney, Agent, or Firm* — James E. Howard; Andre Pallapies

(57) **CLAIM**

The ornamental design for a dishwasher door and compartment, as shown and described.

**DESCRIPTION**

FIG. 1 is a front view of a dishwasher door and compartment showing our new ornamental design;

FIG. 2 is a left side view thereof, with the right side view thereof being a minor image thereof;

FIG. 3 is a front perspective view of the dishwasher door separated from the compartment; and,


FIG. 4 is a bottom perspective view thereof.

The broken line showing of details in FIGS. 3-4 is included for the purpose of showing environmental portions of the dishwasher door and compartment and forms no part of the claimed design.

The dotted line shown in FIG. 2 represents a boundary line and is not part of the claimed design.

The bottom and rear parts of the dishwasher door, and the bottom, rear and top of the dishwasher compartment are unornamented and form no part of the claimed design.

**1 Claim, 4 Drawing Sheets**






Fig. 1

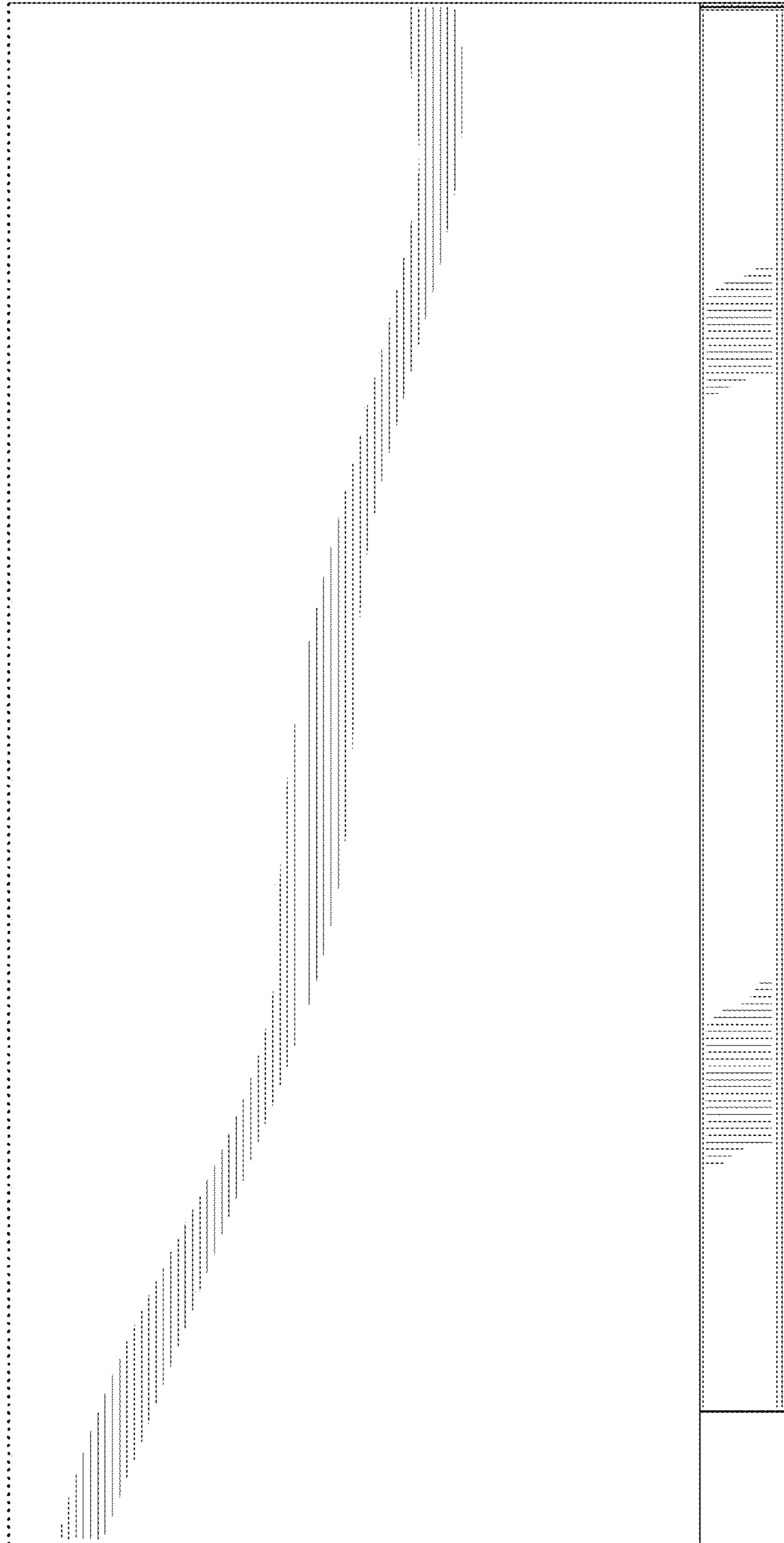


Fig. 2

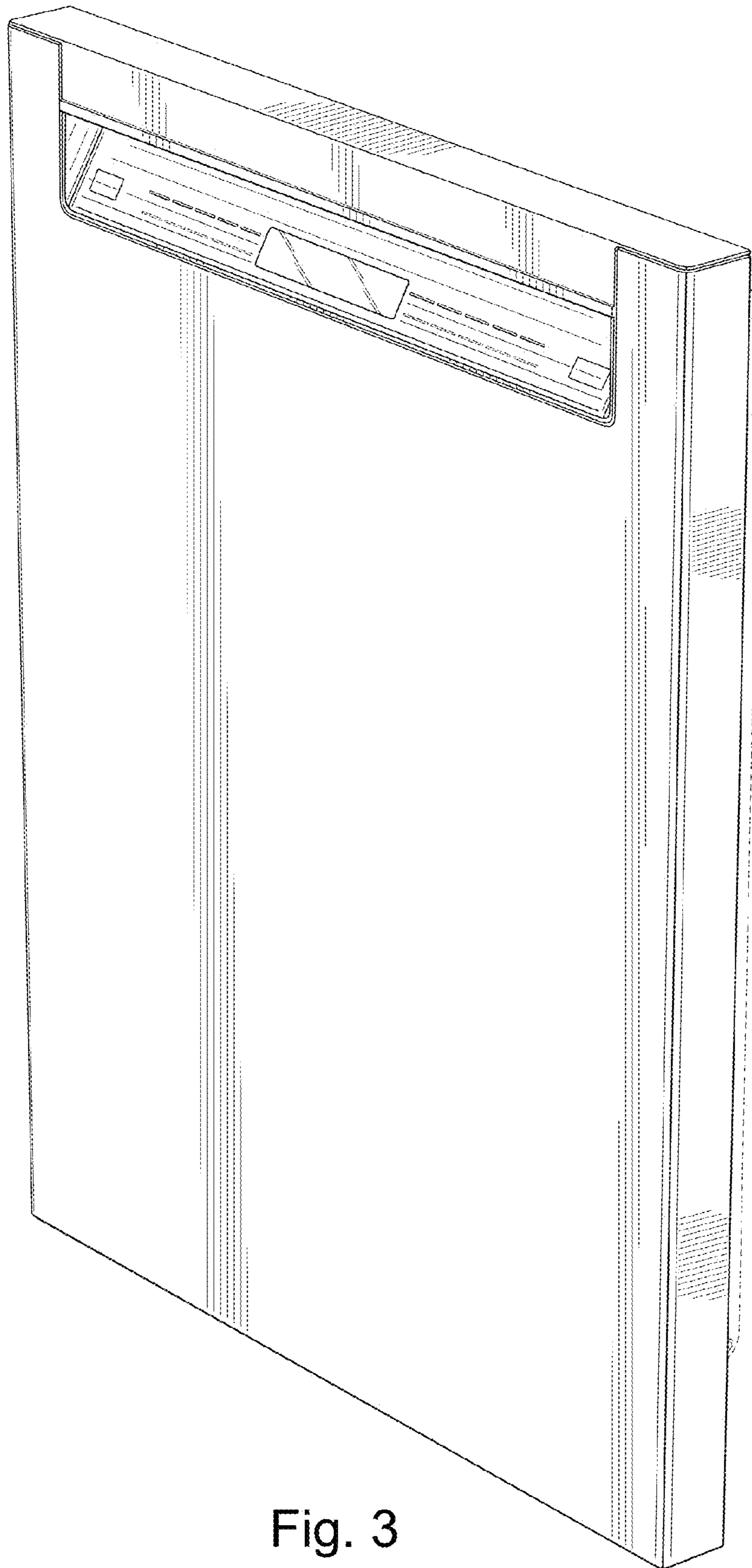


Fig. 3




Fig. 4