

US00D696461S

(12) **United States Design Patent**  
**Prat-Pfister et al.**

(10) **Patent No.:** **US D696,461 S**

(45) **Date of Patent:** **\*\* Dec. 24, 2013**

(54) **TRIMMER**

(56)

**References Cited**

(71) Applicant: **Koninklijke Philips N.V.**, Eindhoven (NL)  
(72) Inventors: **Gael Louis Jacques Prat-Pfister**, Amersfoort (NL); **Floris Algra**, Utrecht (NL); **Ian Robert Ellison**, Valkerswaard (NL)  
(73) Assignee: **Koninklijke Philips N.V.**, Eindhoven (NL)

U.S. PATENT DOCUMENTS

D571,040 S *	6/2008	Seki et al.	.....	D28/44.1
D577,864 S *	9/2008	Kitagawa et al.	.....	D28/53
D593,253 S *	5/2009	Tamsiran	.....	D28/51
D593,254 S *	5/2009	Tamsiran	.....	D28/51
D608,051 S *	1/2010	Tamsiran	.....	D28/44.1
D675,377 S *	1/2013	Boulanger	.....	D28/46
D675,378 S *	1/2013	Boulanger	.....	D28/46

\* cited by examiner

*Primary Examiner* — Jennifer Rivard

(\*\*) Term: **14 Years**

(57) **CLAIM**

(21) Appl. No.: **29/458,254**

The ornamental design for a trimmer, as shown.

(22) Filed: **Jun. 18, 2013**

**DESCRIPTION**

(51) **LOC (9) Cl.** ..... **28-03**  
(52) **U.S. Cl.**  
USPC ..... **D28/53**  
(58) **Field of Classification Search**  
USPC ..... D28/44-48, 49-54; 30/34.05, 32, 34.1,  
30/34.2, 43-43.92, 526-527, 44-45, 341,  
30/195-22, 272.1, 226-227, 231,  
30/233-233.5, 537

FIG. 1 is a perspective view showing my design;  
FIG. 2 is a front elevational view thereof;  
FIG. 3 is a rear elevational view thereof;  
FIG. 4 is a right side elevational view thereof;  
FIG. 5 is a left side elevational view thereof;  
FIG. 6 is a top plan view thereof; and,  
FIG. 7 is a bottom plan view thereof.

See application file for complete search history.

**1 Claim, 4 Drawing Sheets**



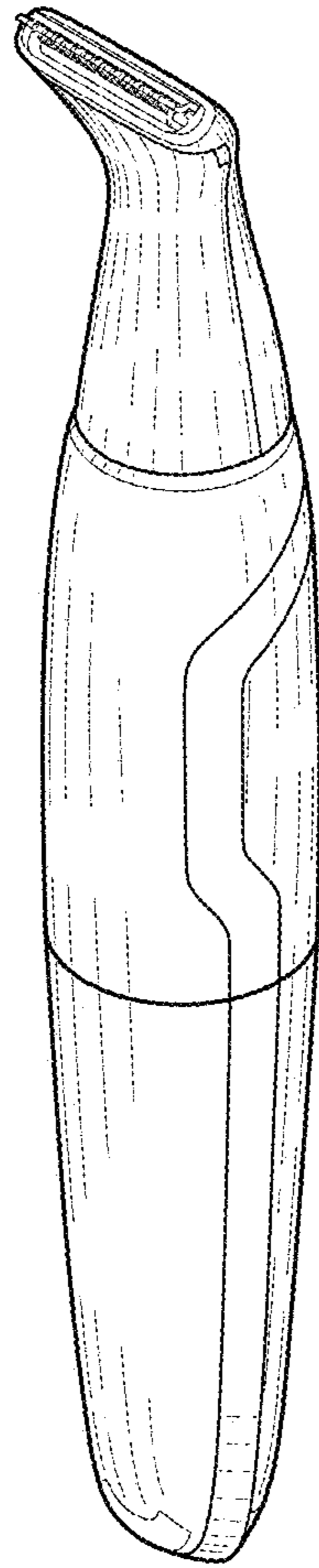


FIG. 1

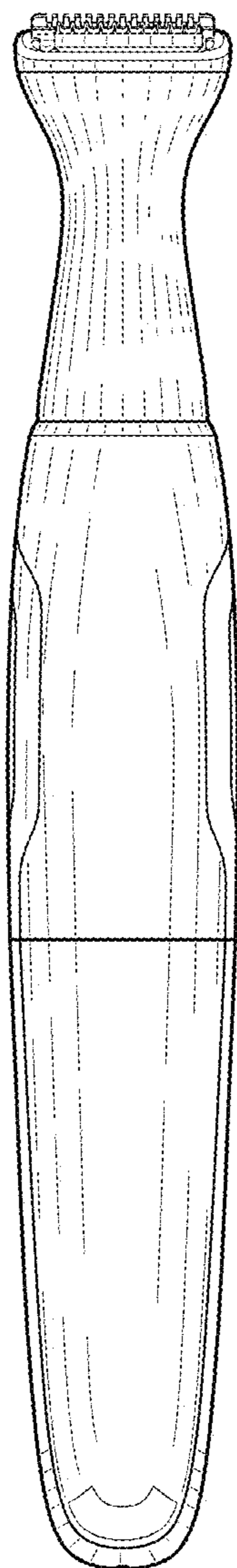


FIG. 2

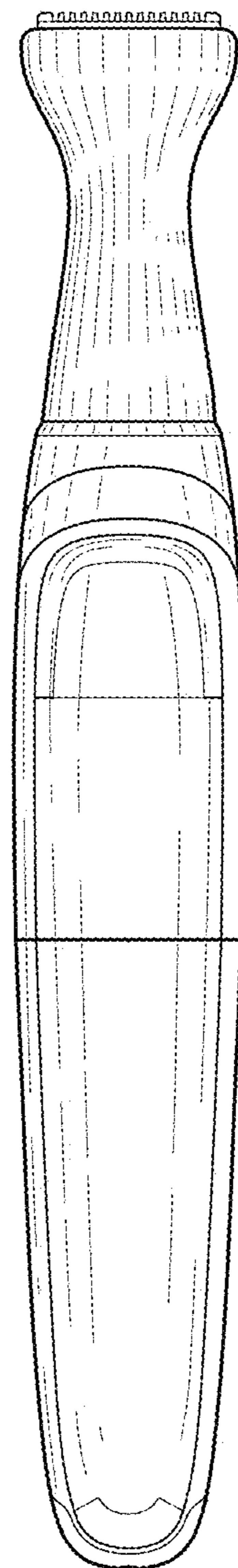


FIG. 3

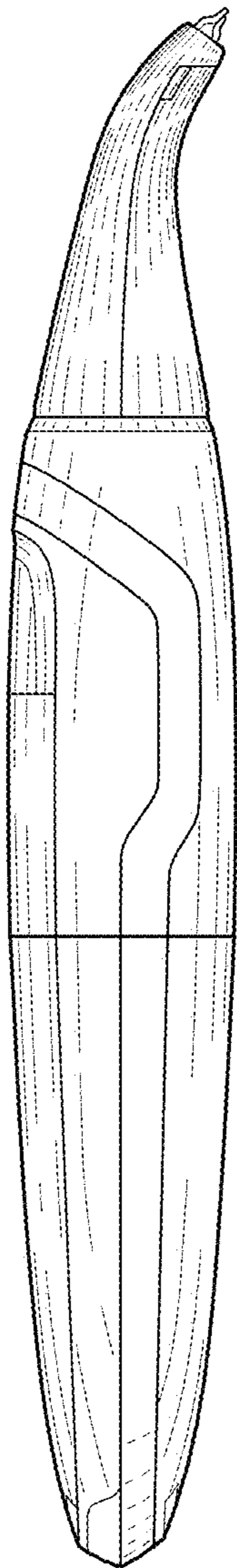


FIG. 4

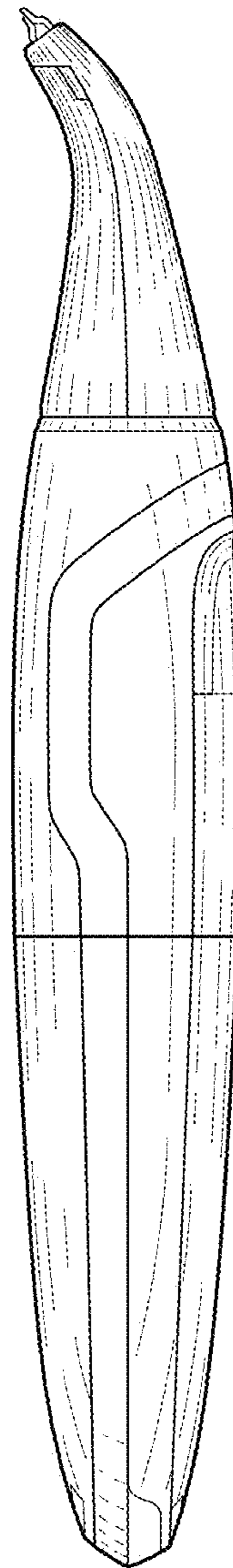


FIG. 5

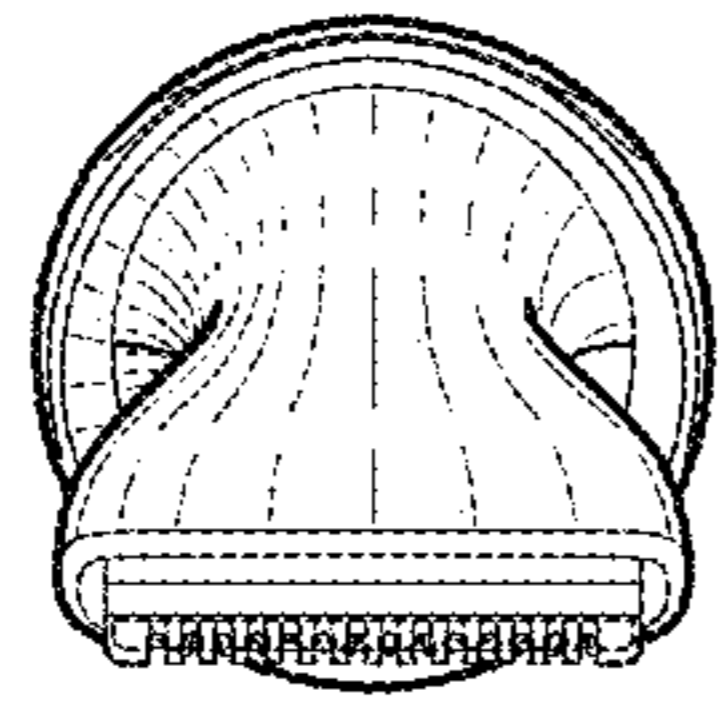


FIG. 6

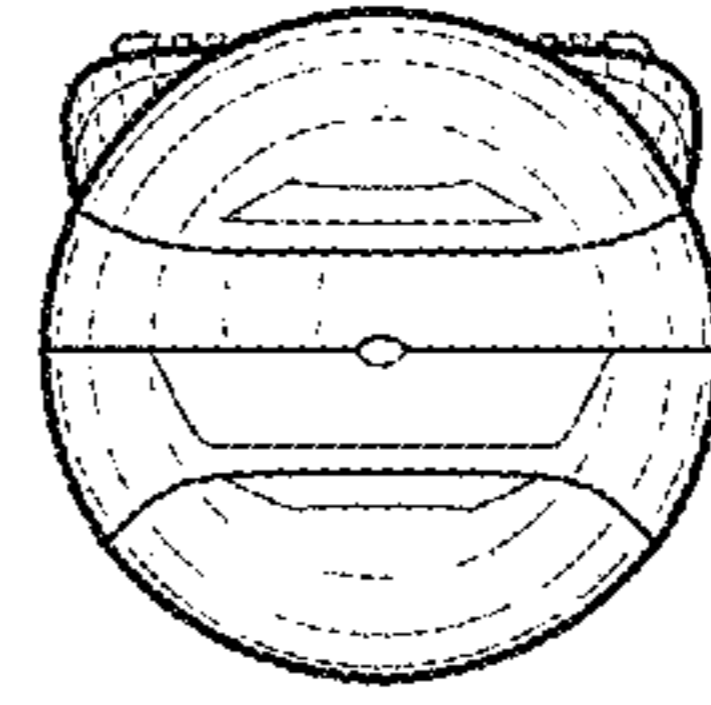


FIG. 7