

US00D696438S

(12) **United States Design Patent**
He et al.

(10) **Patent No.:** **US D696,438 S**

(45) **Date of Patent:** **** Dec. 24, 2013**

(54) **LIGHTING APPLIANCE**

(56) **References Cited**

(75) Inventors: **Yubao He**, Shenzhen (CN); **Yabin Luo**,
Shenzhen (CN); **Tengzhi Qin**, Shenzhen
(CN); **Canbang Yang**, Shenzhen (CN)

(73) Assignee: **OSRAM Gesellschaft mit**
beschraenkter Haftung, Munich (DE)

(**) Term: **14 Years**

(21) Appl. No.: **29/393,858**

(22) Filed: **Jun. 10, 2011**

(30) **Foreign Application Priority Data**

Dec. 10, 2010 (EM) 001792284

(51) **LOC (9) Cl.** **26-03**

(52) **U.S. Cl.**
USPC **D26/24**

(58) **Field of Classification Search**
USPC D26/24, 25, 51, 60–66, 72, 85, 92,
D26/118–19; 362/125, 147, 249.01, 227,
362/219, 217.01

See application file for complete search history.

U.S. PATENT DOCUMENTS

D240,762 S *	7/1976	Fraker	D26/51
D312,136 S *	11/1990	Miletich et al.	D26/24
D563,012 S *	2/2008	Citterio	D26/63
D578,237 S *	10/2008	Engel	D26/63
D595,887 S *	7/2009	Blom	D26/76
D646,416 S *	10/2011	Wauters	D26/63
D646,417 S *	10/2011	Wauters	D26/63
D650,504 S *	12/2011	Kim et al.	D26/63
D654,607 S *	2/2012	Kim et al.	D26/63
D666,349 S *	8/2012	Sprengers	D26/85

FOREIGN PATENT DOCUMENTS

EM	001792177-0001	12/2010
EM	001792243-0001	12/2010

* cited by examiner

Primary Examiner — Brian N Vinson

(57) **CLAIM**
The ornamental design for a lighting appliance, as shown and described.

DESCRIPTION

FIG. 1 is a perspective view of a lighting appliance showing our new design;
FIG. 2 is a front elevational view thereof;
FIG. 3 is a right side elevational view thereof; and,
FIG. 4 is a top plan view thereof.

1 Claim, 4 Drawing Sheets

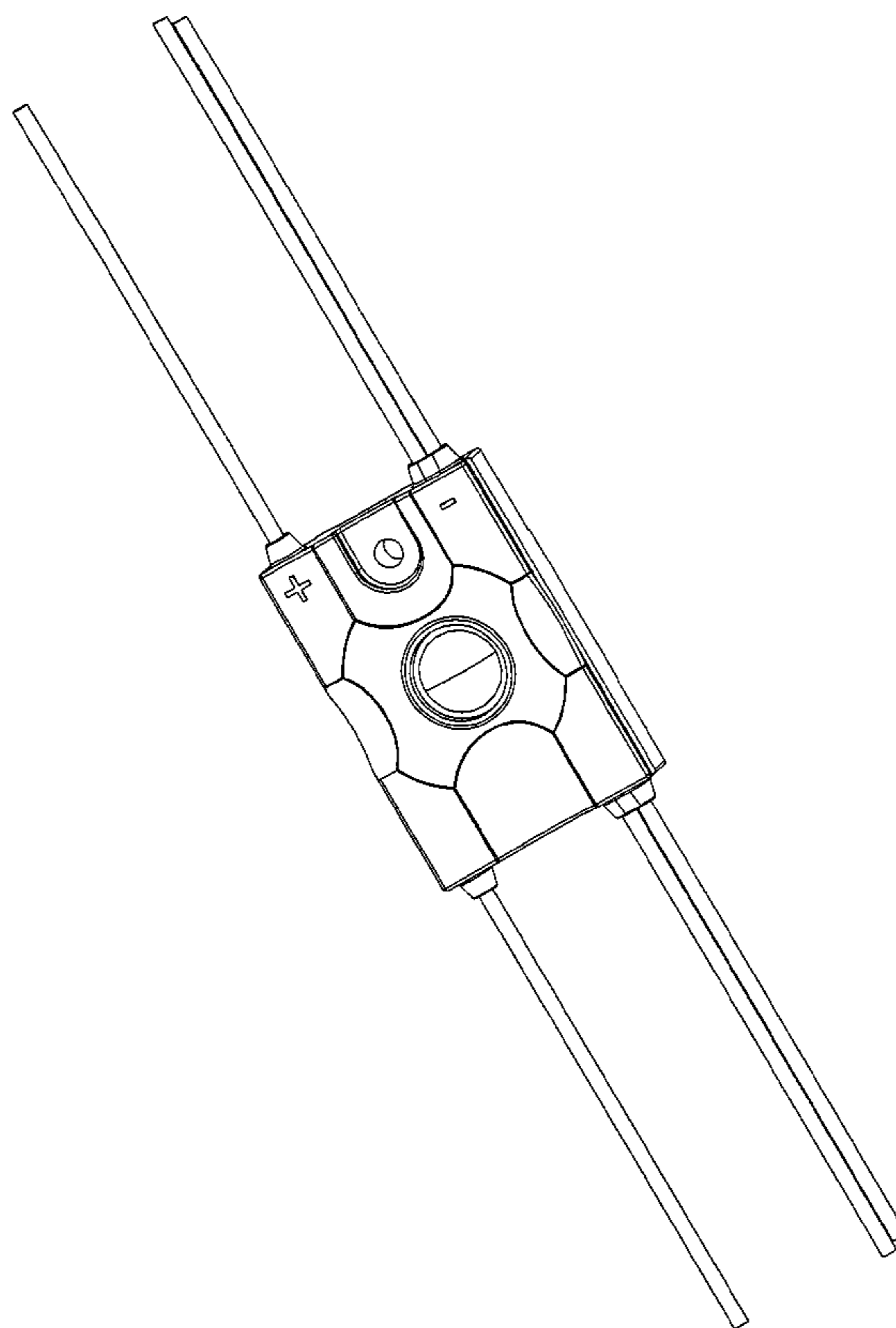
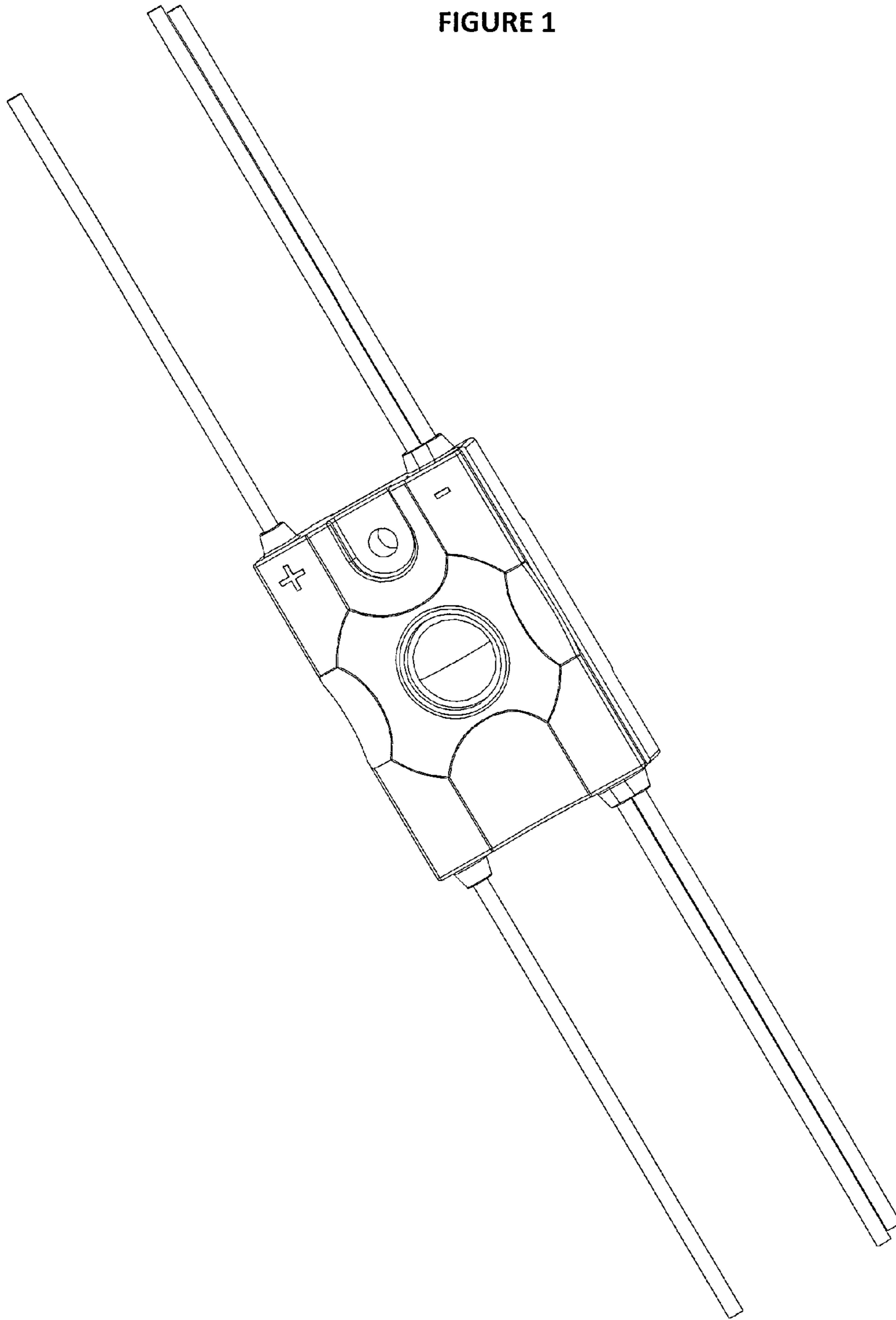


FIGURE 1



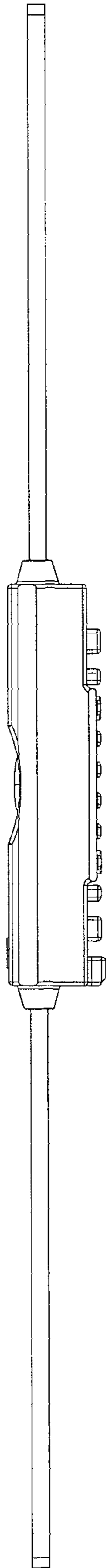


FIGURE 2

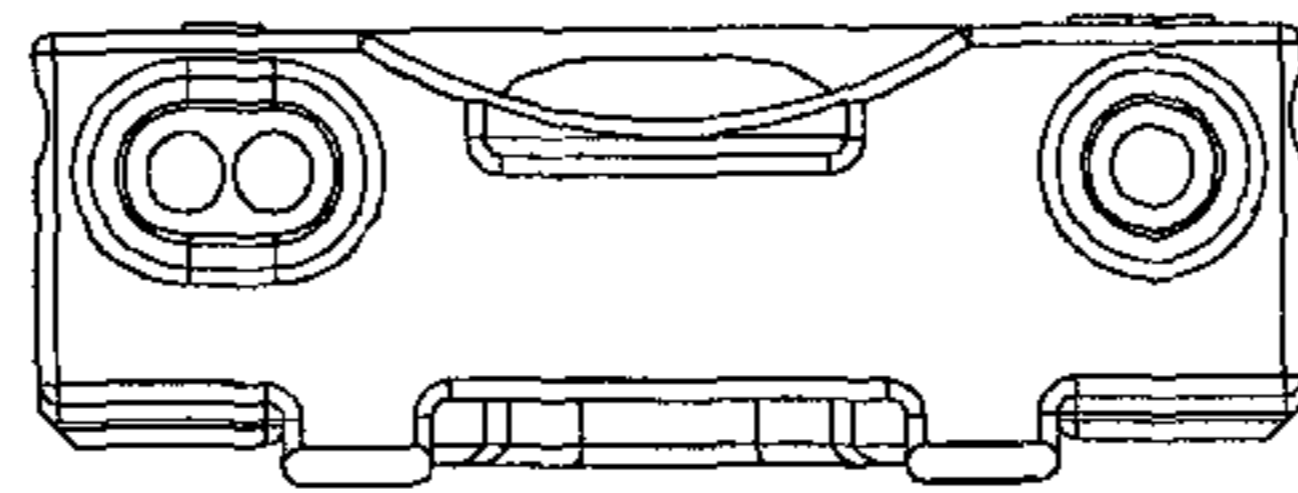


FIGURE 3

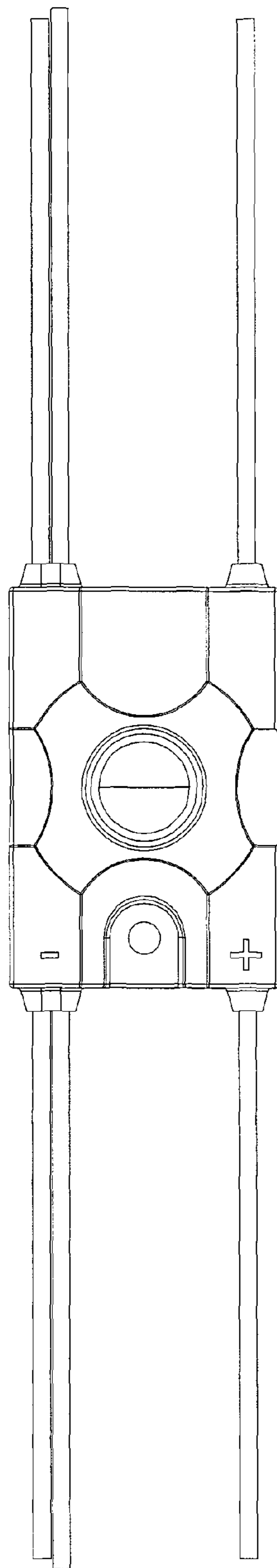


FIGURE 4