

US00D696433S

(12) **United States Design Patent**
Lee et al.

(10) **Patent No.:** **US D696,433 S**
(45) **Date of Patent:** **** Dec. 24, 2013**

- (54) **PANEL FOR DECORATION**
- (71) Applicant: **LG Hausys, Ltd.**, Seoul (KR)
- (72) Inventors: **Kyu-Hong Lee**, Seongnam-si (KR);
Dong-Woo Shin, Kwangju-si (KR);
Han-Sung Choi, Seoul (KR)
- (73) Assignee: **LG Hausys, Ltd.**, Seoul (KR)
- (**) Term: **14 Years**
- (21) Appl. No.: **29/437,225**
- (22) Filed: **Nov. 14, 2012**

D37,412 S *	4/1905	Austin	D5/59
909,603 A *	1/1909	Janin	52/311.2
3,764,453 A *	10/1973	Ropiequet et al.	428/66.5
D622,422 S *	8/2010	Rhee	D25/157
D627,084 S *	11/2010	Metcalf	D25/140
D629,126 S *	12/2010	Lim et al.	D25/138
D629,127 S *	12/2010	Lim et al.	D25/138

* cited by examiner

Primary Examiner — Doris Clark

(74) *Attorney, Agent, or Firm* — Lowe Hauptman & Ham, LLP

- (30) **Foreign Application Priority Data**
Jun. 8, 2012 (KR) 30-2012-0028149
- (51) **LOC (9) Cl.** **25-01**
- (52) **U.S. Cl.**
USPC **D25/138**
- (58) **Field of Classification Search**
USPC D25/138, 157, 158, 159, 160, 161, 162;
D5/4, 7, 20; 428/49, 66.5; 52/311.1,
52/384, 415, 311.2, 314
See application file for complete search history.

(57) **CLAIM**
The ornamental design for a panel for decoration, as shown and described.

DESCRIPTION

FIG. 1 is a perspective view of a panel for decoration showing our new design;
FIG. 2 is a front elevational view thereof;
FIG. 3 is a rear elevational view thereof;
FIG. 4 is a left side elevational view thereof;
FIG. 5 is a right side elevational view thereof;
FIG. 6 is a top plan view thereof; and,
FIG. 7 is a bottom plan view thereof.

- (56) **References Cited**
U.S. PATENT DOCUMENTS
D36,482 S * 8/1903 Spadone D5/59

1 Claim, 6 Drawing Sheets



FIG. 1




FIG. 2




FIG. 3




FIG. 4



FIG. 5



FIG. 6



FIG. 7

