

US00D696414S

(12) **United States Design Patent**  
**Tabe et al.**

(10) **Patent No.:** **US D696,414 S**  
(45) **Date of Patent:** **\*\* Dec. 24, 2013**

- (54) **MESSAGE TOOL**
- (71) Applicant: **Bloom Classic Co., Ltd.**, Tokyo (JP)
- (72) Inventors: **Hayami Tabe**, Tokyo (JP); **Reika Kikuchi**, Tokyo (JP)
- (73) Assignee: **Bloom Classic Co., Ltd.**, Tokyo (JP)
- (\*\*) Term: **14 Years**
- (21) Appl. No.: **29/457,672**
- (22) Filed: **Jun. 12, 2013**
- (51) **LOC (9) Cl.** ..... **28-03**
- (52) **U.S. Cl.**  
USPC ..... **D24/215**
- (58) **Field of Classification Search**  
USPC ..... D24/200, 211, 212, 213, 214, 215;  
601/114, 120, 121, 124, 125, 130, 131,  
601/134, 135, 136, 137  
See application file for complete search history.

|           |      |         |                   |       |         |
|-----------|------|---------|-------------------|-------|---------|
| 6,126,620 | A *  | 10/2000 | Graston           | ..... | 601/137 |
| 6,641,547 | B2 * | 11/2003 | Sevier et al.     | ..... | 601/135 |
| D524,445  | S *  | 7/2006  | Liang             | ..... | D24/214 |
| D615,210  | S *  | 5/2010  | Woodhams et al.   | ..... | D24/211 |
| D624,193  | S *  | 9/2010  | Katzenberger      | ..... | D24/214 |
| D634,022  | S *  | 3/2011  | Scappaticci       | ..... | D24/215 |
| D638,549  | S *  | 5/2011  | Scappaticci       | ..... | D24/214 |
| D678,539  | S *  | 3/2013  | Narson            | ..... | D24/200 |
| D681,841  | S *  | 5/2013  | Scappaticci       | ..... | D24/215 |
| D686,333  | S *  | 7/2013  | Innes             | ..... | D24/215 |
| D687,957  | S *  | 8/2013  | Heskier           | ..... | D24/215 |
| D687,962  | S *  | 8/2013  | Divittorio et al. | ..... | D24/215 |

\* cited by examiner

*Primary Examiner* — Sandra Snapp  
(74) *Attorney, Agent, or Firm* — Hoffman & Baron, LLP

(57) **CLAIM**  
The ornamental design for a massage tool, as shown and described.

**DESCRIPTION**

FIG. 1 is a perspective view of a massage tool in accordance with the new design;  
FIG. 2 is a front view thereof;  
FIG. 3 is a backside view thereof;  
FIG. 4 is a left side view thereof;  
FIG. 5 is a right side view thereof;  
FIG. 6 is a plan view thereof; and,  
FIG. 7 is a bottom view thereof.

**1 Claim, 2 Drawing Sheets**

- (56) **References Cited**  
U.S. PATENT DOCUMENTS  
4,590,926 A \* 5/1986 Courtin ..... 601/137  
6,010,469 A \* 1/2000 McAtee ..... 601/135  
6,077,239 A \* 6/2000 Lin ..... 601/137

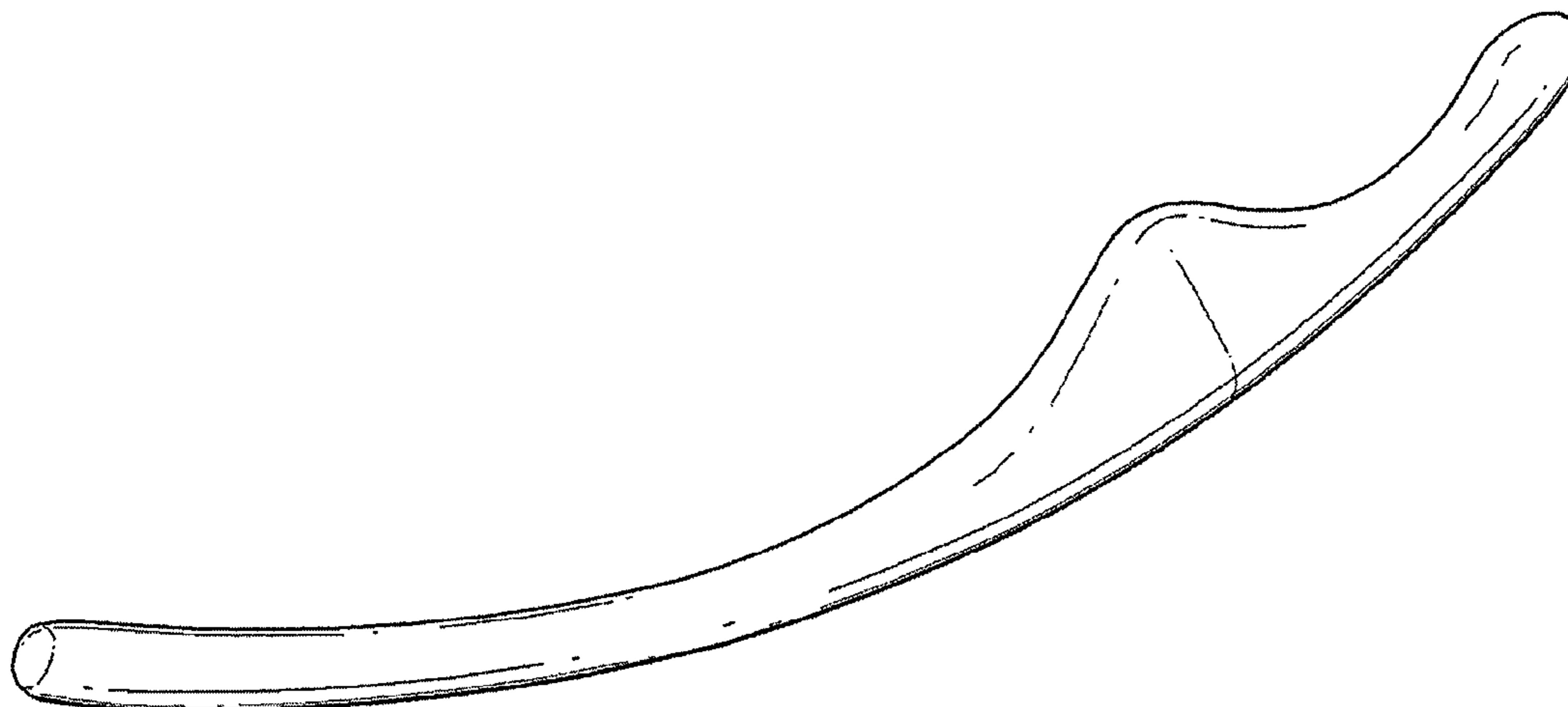


Fig. 1

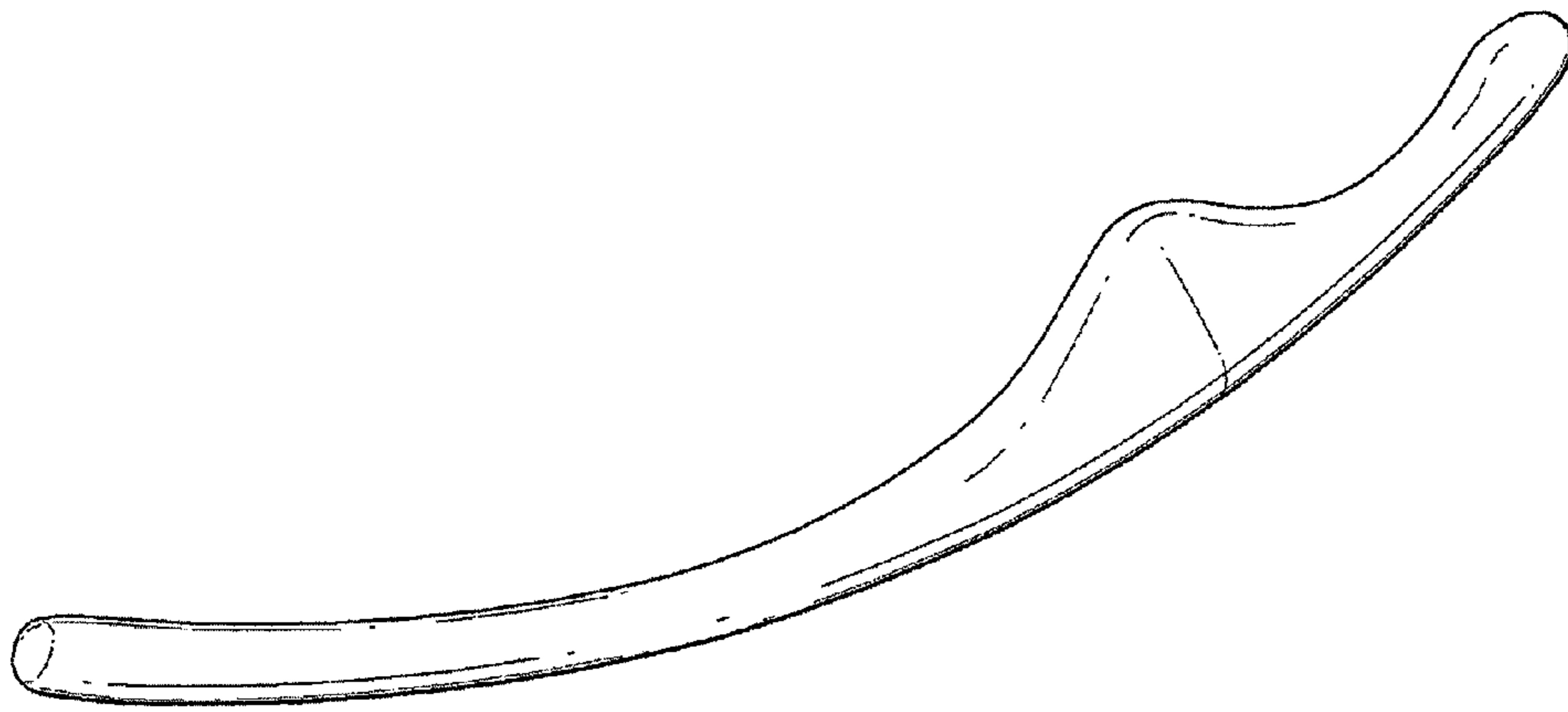


Fig. 2




Fig. 3




Fig. 4



Fig. 5



Fig. 6



Fig. 7

