

US00D696408S

(12) **United States Design Patent**
Chiang

(10) **Patent No.:** **US D696,408 S**

(45) **Date of Patent:** **** Dec. 24, 2013**

(54) **ELBOW SUPPORT**

(75) Inventor: **Yueh-Hua Chiang**, Taipei (TW)

(73) Assignee: **Plus Meditech Co., Ltd.**, Tainan (TW)

(**) Term: **14 Years**

(21) Appl. No.: **29/415,764**

(22) Filed: **Mar. 14, 2012**

(51) **LOC (9) Cl.** **24-01**

(52) **U.S. Cl.**
USPC **D24/190**

(58) **Field of Classification Search**
USPC D24/188-190, 200, 206, 207; 602/3, 5,
602/13, 20, 21, 26, 60, 62, 75; D29/100,
D29/121.1; 128/881, 882, 892
See application file for complete search history.

(56) **References Cited**

U.S. PATENT DOCUMENTS

3,877,426	A *	4/1975	Nirschl	602/62
4,243,028	A *	1/1981	Puyana	602/62
D281,005	S *	10/1985	Larsen	D21/694
4,628,918	A *	12/1986	Johnson, Jr.	602/13
D368,331	S *	3/1996	Chiang	D29/121.1
D393,719	S *	4/1998	Nichols	D24/207
5,743,806	A *	4/1998	Brennan	473/214
D425,996	S *	5/2000	Owen, Jr.	D24/206
6,149,617	A *	11/2000	McNally et al.	602/62
D455,213	S *	4/2002	Weaver et al.	D24/190
D462,772	S *	9/2002	Lamping et al.	D24/190
D500,137	S *	12/2004	Hely	D24/190

6,926,688	B2 *	8/2005	Meyer	602/62
D546,953	S *	7/2007	Young	D24/190
D548,350	S *	8/2007	Jordan et al.	D24/190
7,527,602	B2 *	5/2009	Weaver et al.	602/75
D623,307	S *	9/2010	Warner et al.	D24/206
2009/0131842	A1 *	5/2009	Rodgers et al.	602/20

* cited by examiner

Primary Examiner — Susan E Krakower

(74) *Attorney, Agent, or Firm* — C. G. Mersereau; Nikolai & Mersereau, P.A.

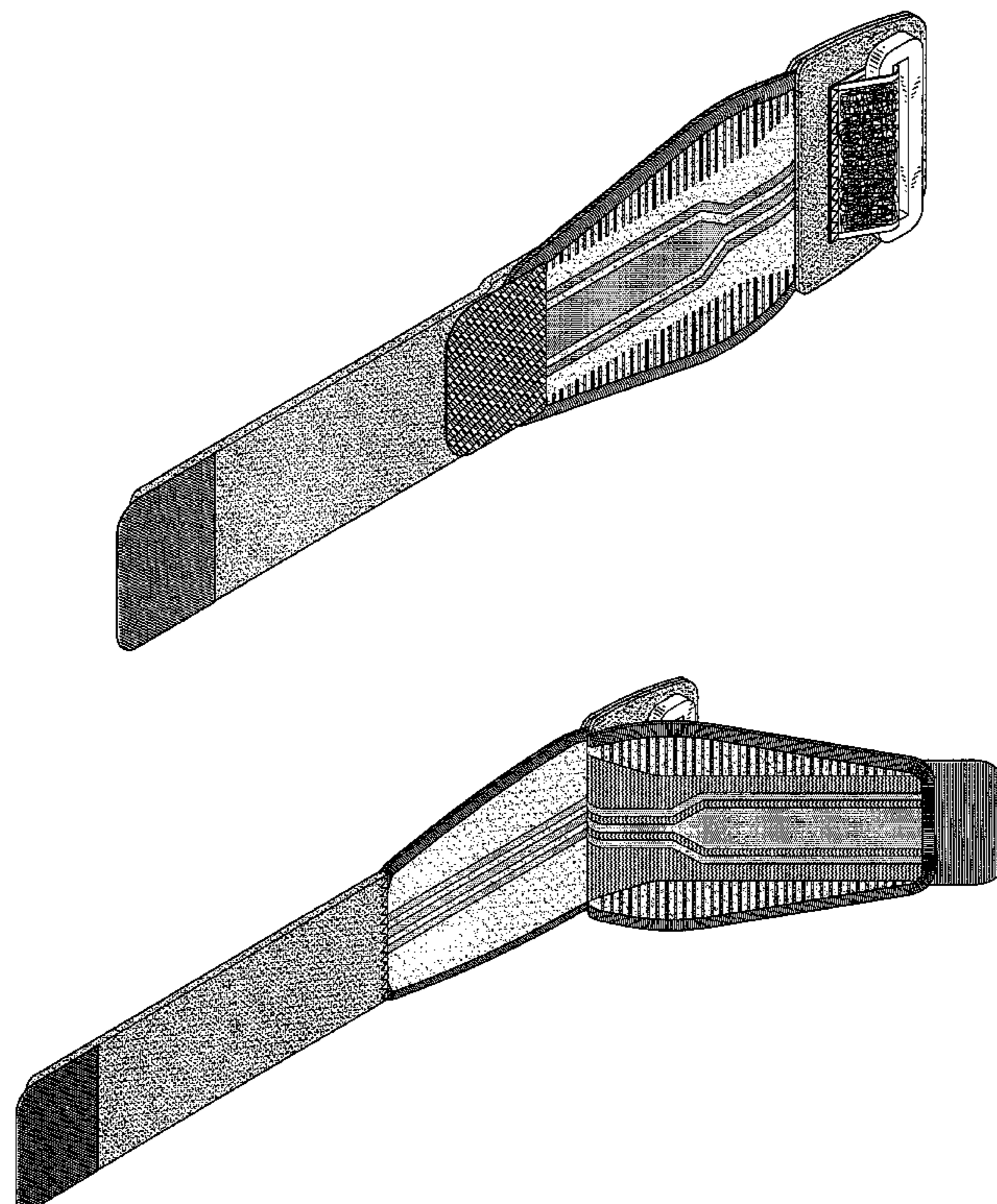
(57) **CLAIM**

The ornamental design for an elbow support, as shown and described.

DESCRIPTION

FIG. 1 is a front perspective view of an elbow support showing my new design;
 FIG. 2 is a front view thereof;
 FIG. 3 is a rear view thereof;
 FIG. 4 is a left side view thereof;
 FIG. 5 is a right side view thereof;
 FIG. 6 is a top view thereof;
 FIG. 7 is a bottom view thereof;
 FIG. 8 is a front perspective view thereof, showing the front flap in an open condition; and,
 FIG. 9 is a partial front perspective view thereof, showing the elbow support wrapped around an elbow in condition of use. It is understood that the broken lines within the claimed design indicates stitch lines, which form part of the claim. The broken lines showing an arm in FIG. 9 illustrates environmental structure and forms no part of the claimed design.

1 Claim, 6 Drawing Sheets



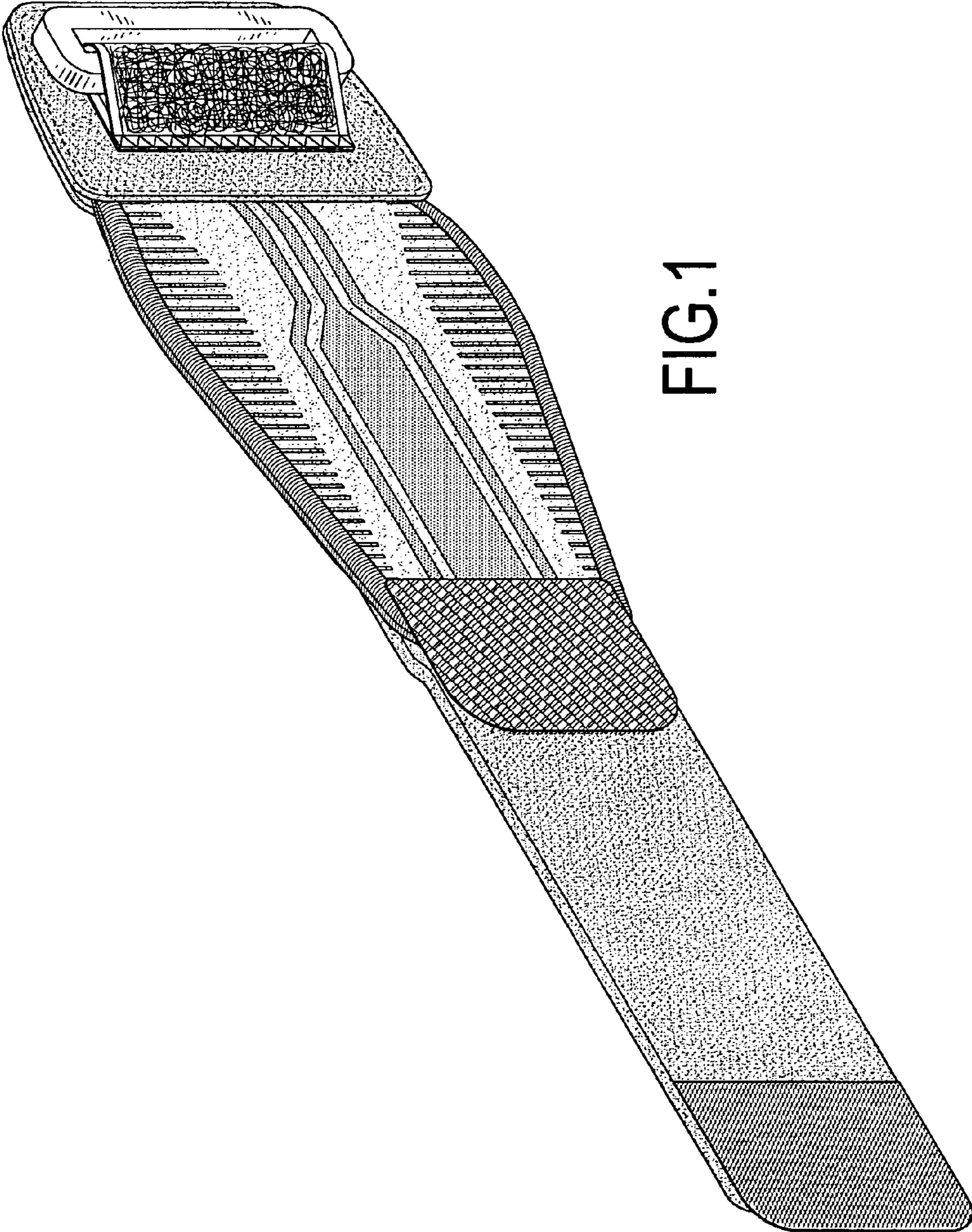


FIG.1

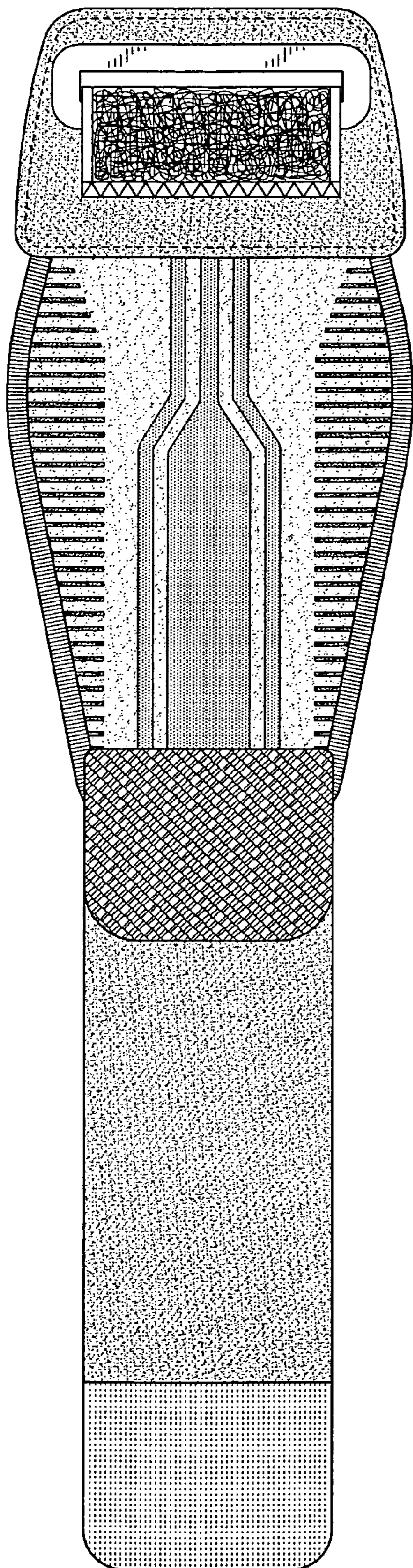


FIG. 2

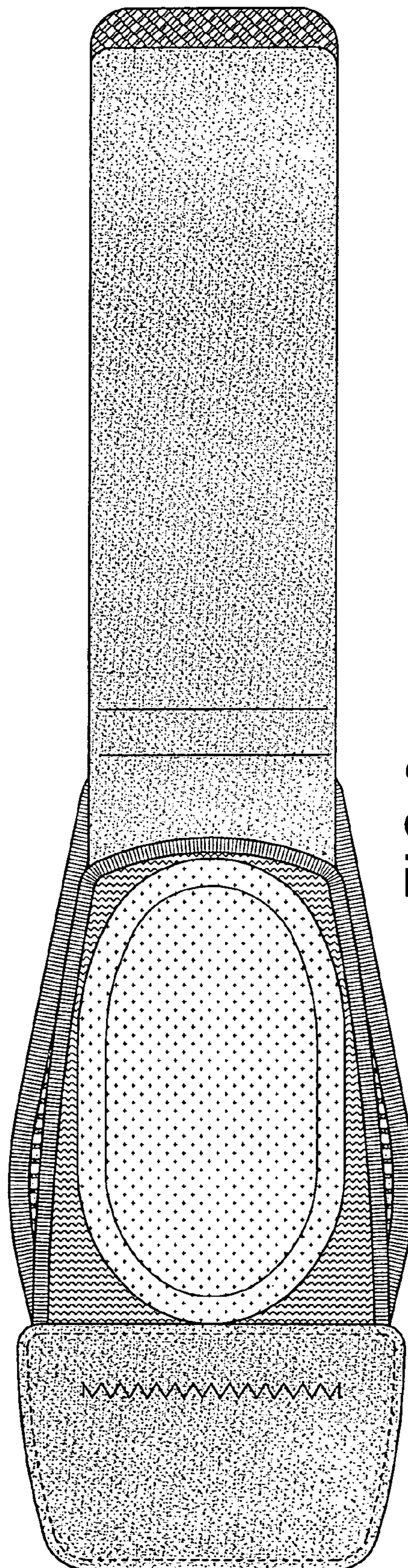


FIG. 3

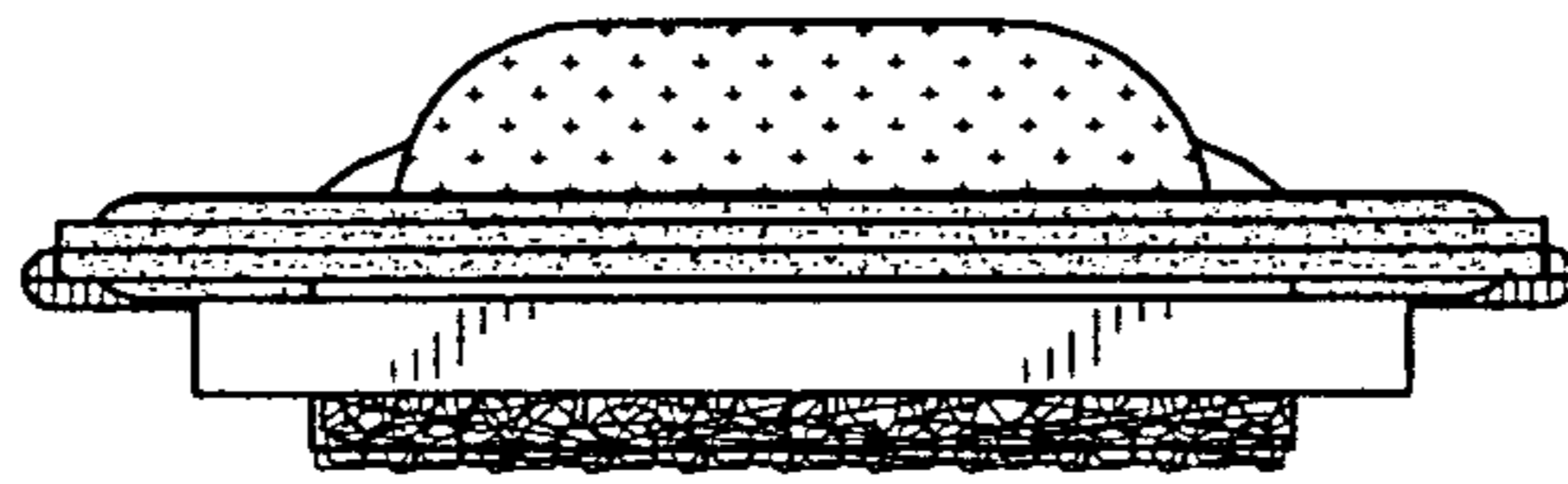


FIG. 5

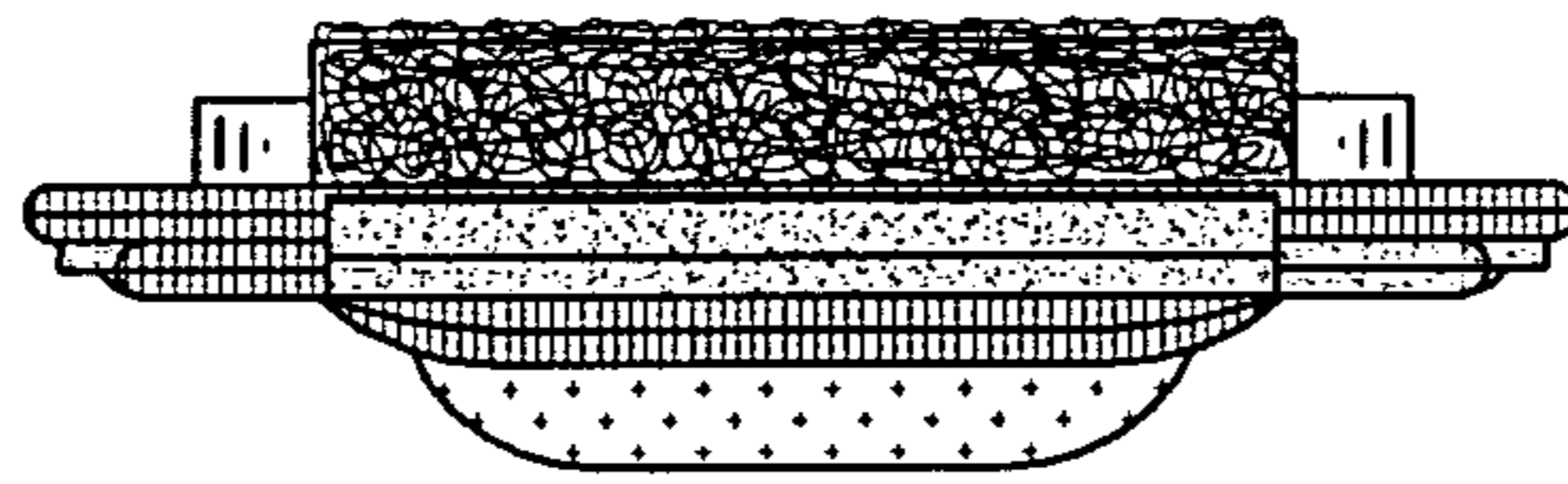


FIG. 4

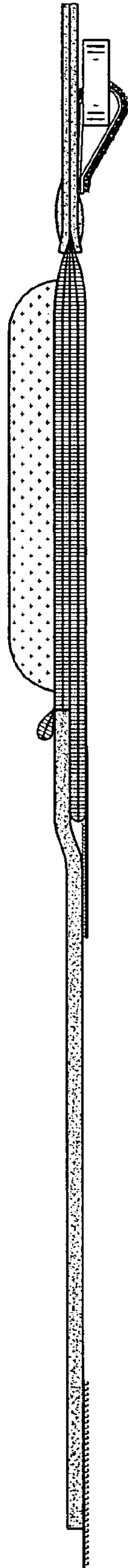


FIG. 6

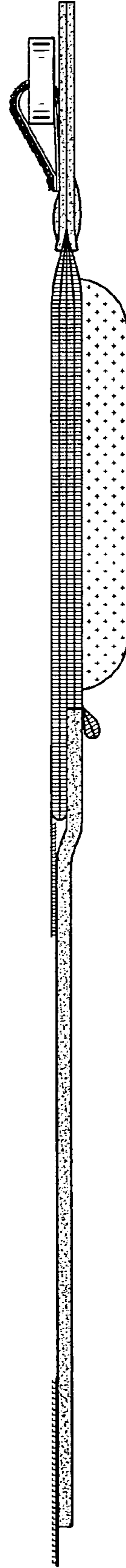


FIG. 7

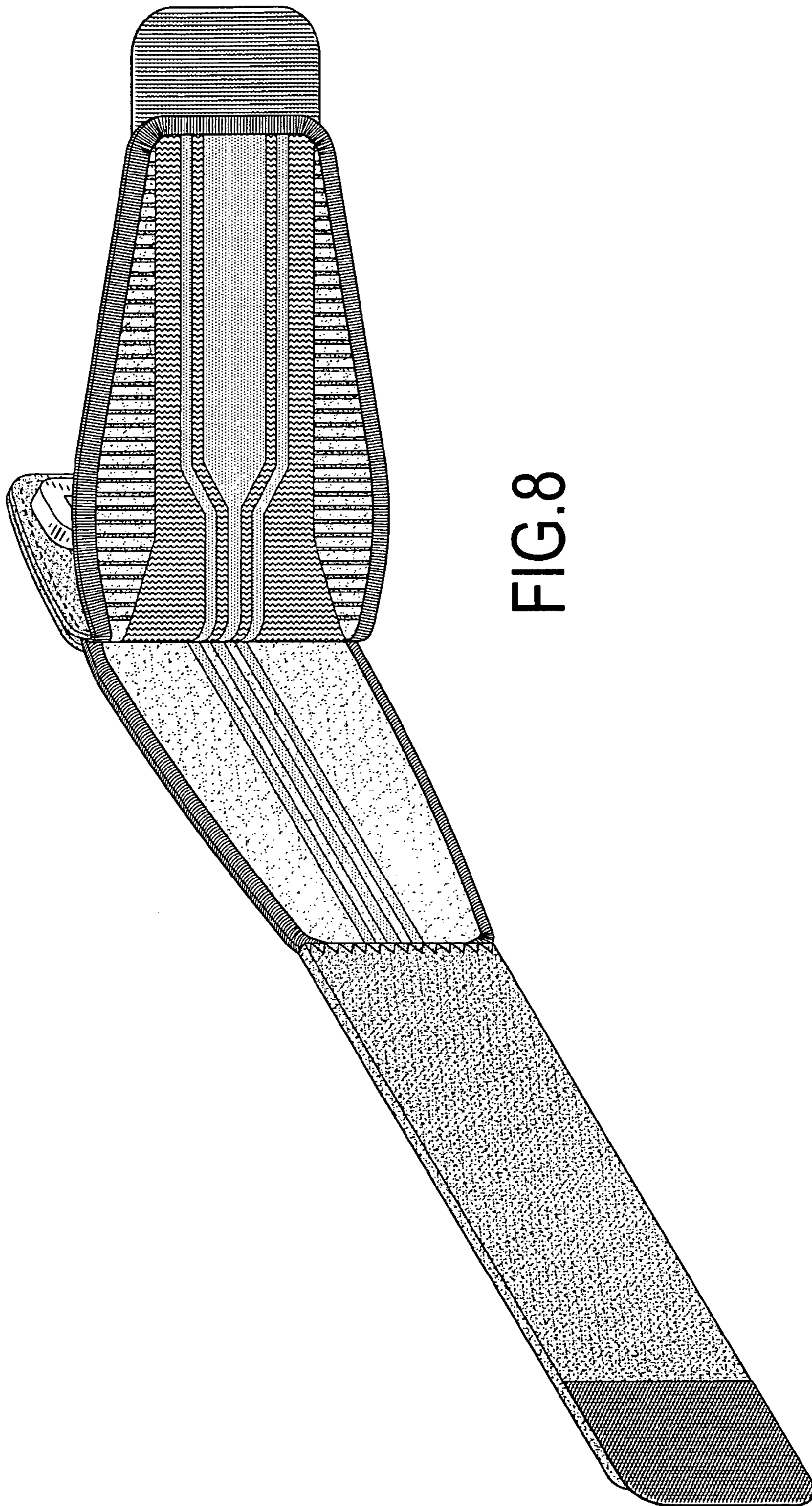


FIG. 8

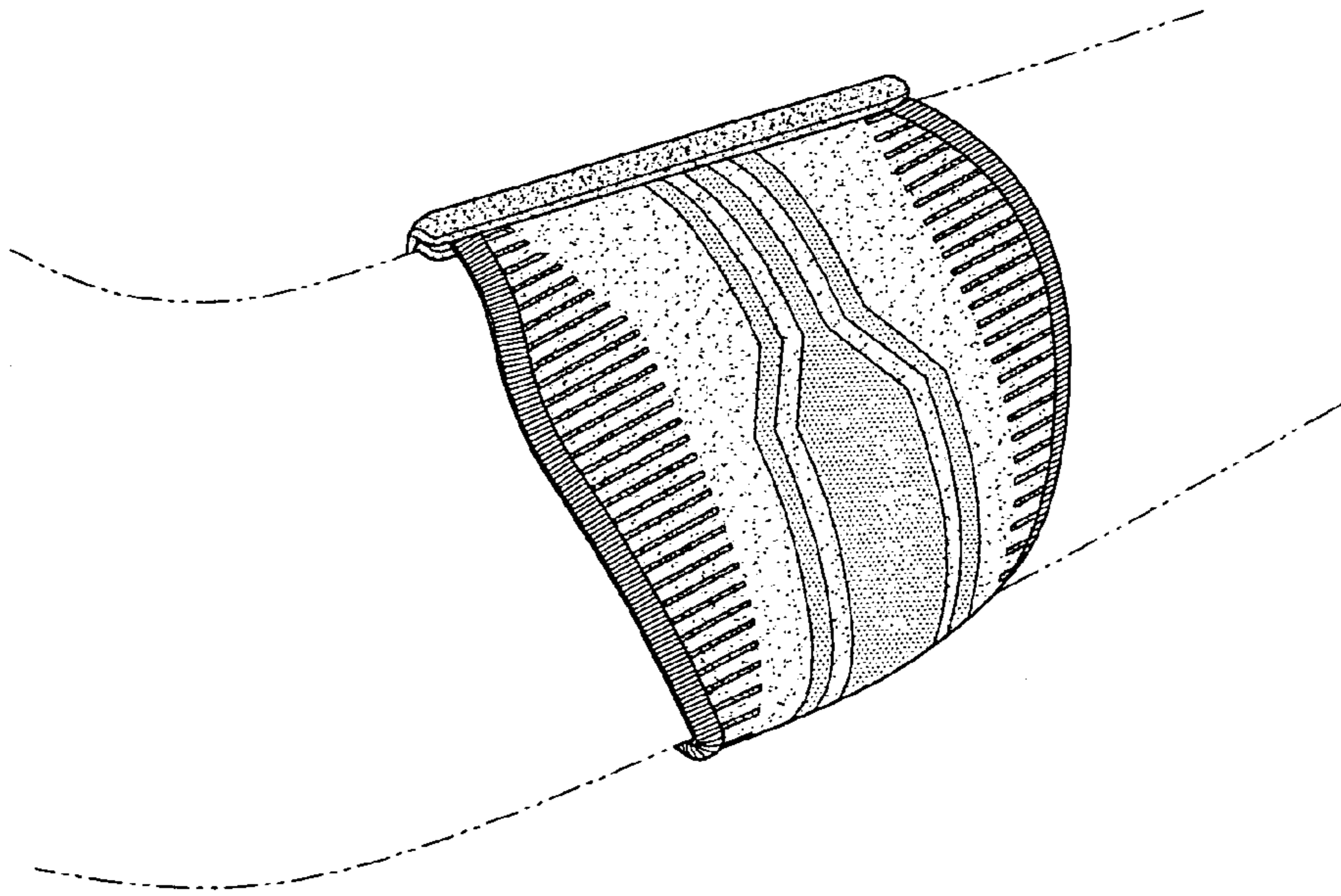


FIG.9