



US00D696391S

(12) **United States Design Patent**  
**Sidell**

(10) **Patent No.:** **US D696,391 S**

(45) **Date of Patent:** **\*\* Dec. 24, 2013**

(54) **BODY FOR AN ODOR REMOVAL DEVICE**

(71) Applicant: **Devin Sidell**, Philadelphia, PA (US)

(72) Inventor: **Devin Sidell**, Philadelphia, PA (US)

(73) Assignee: **Lasko Holdings, Inc.**, Wilmington, DE (US)

(\*\*) Term: **14 Years**

(21) Appl. No.: **29/459,204**

(22) Filed: **Jun. 27, 2013**

(51) **LOC (9) Cl.** ..... **28-99**

(52) **U.S. Cl.**  
USPC ..... **D23/366**

(58) **Field of Classification Search**  
USPC ..... D23/355–369; D28/5, 6; 261/DIG. 17,  
261/DIG. 42, DIG. 65, DIG. 88, DIG. 89;  
392/386, 390, 394, 395; 239/34, 44,  
239/53, 55, 56, 326

See application file for complete search history.

(56) **References Cited**

**U.S. PATENT DOCUMENTS**

D269,376 S	*	6/1983	Nakao et al.	.....	D24/211
D312,694 S	*	12/1990	Yanazaki	.....	D24/215
D385,360 S	*	10/1997	Benaron	.....	D24/215
D406,486 S	*	3/1999	Ogilvie	.....	D6/596
D511,213 S	*	11/2005	Hasegawa	.....	D24/200

D545,444 S	*	6/2007	Cianfrani	.....	D24/200
D596,750 S	*	7/2009	Lev et al.	.....	D24/212
D607,681 S	*	1/2010	Hughes	.....	D6/601
D615,662 S	*	5/2010	Turner	.....	D24/200
D619,268 S	*	7/2010	Sugiyama et al.	.....	D24/212
D623,305 S	*	9/2010	Tao	.....	D24/200
D652,941 S	*	1/2012	Zamar	.....	D24/215
D686,025 S	*	7/2013	Blazure	.....	D6/601
D687,958 S	*	8/2013	Turner	.....	D24/215

\* cited by examiner

*Primary Examiner* — Sandra Snapp

(74) *Attorney, Agent, or Firm* — Lange IP Law

(57) **CLAIM**

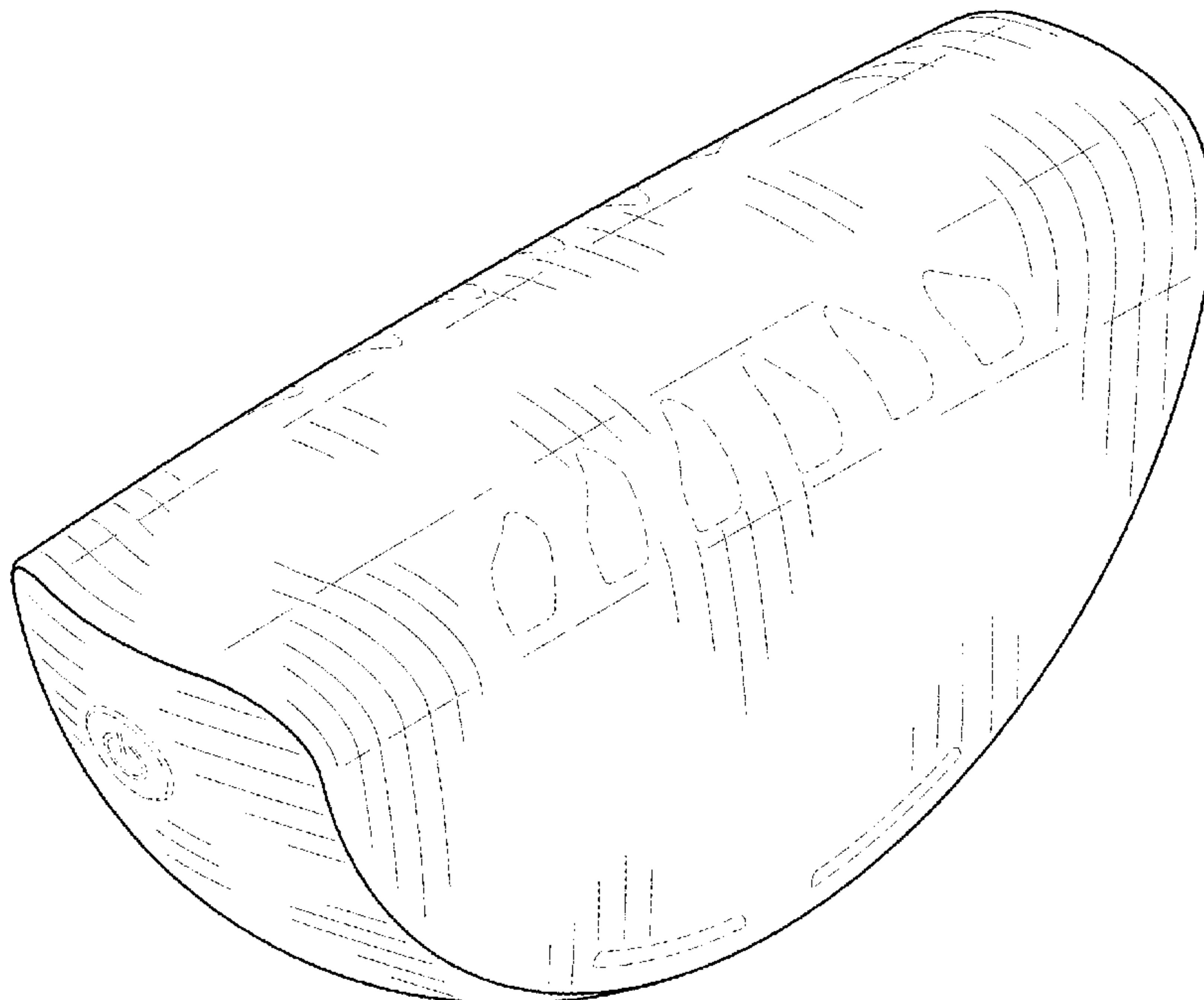
The ornamental design for a body for an odor removal device, as shown and described.

**DESCRIPTION**

FIG. 1 is a right side front perspective view of an odor removal device showing my new design;  
FIG. 2 is a right side rear perspective view thereof;  
FIG. 3 is a front elevation view thereof;  
FIG. 4 is a right side elevation view thereof;  
FIG. 5 is a left side elevation view thereof;  
FIG. 6 is a rear elevation view thereof;  
FIG. 7 is a top plan view thereof; and,  
FIG. 8 is a bottom plan view thereof.

The broken line showing of top air outlets, side air inlets, and power button on front, is included for the purpose of illustrating environmental structure and forms no part of the claimed design.

**1 Claim, 8 Drawing Sheets**



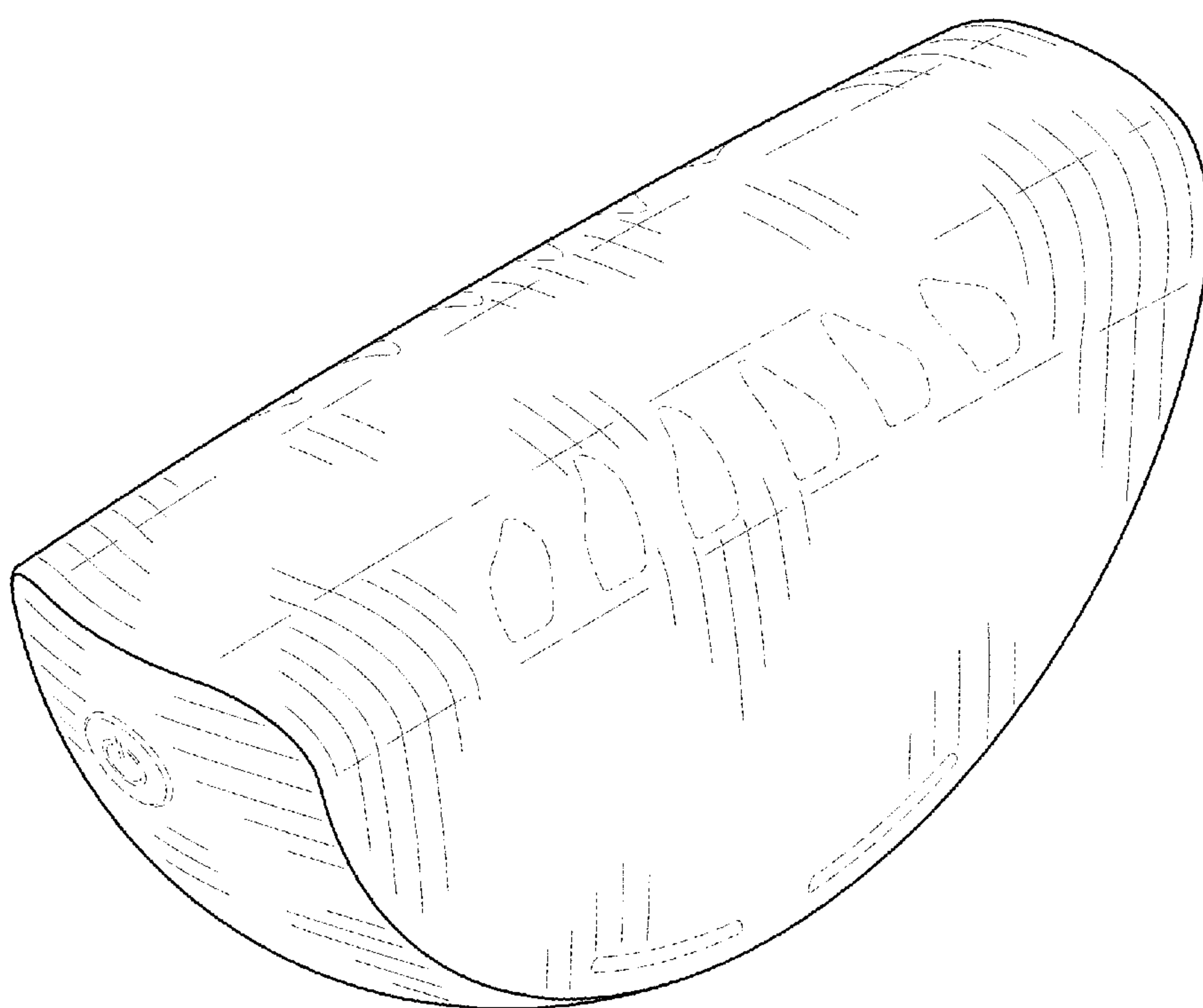


FIG. 1

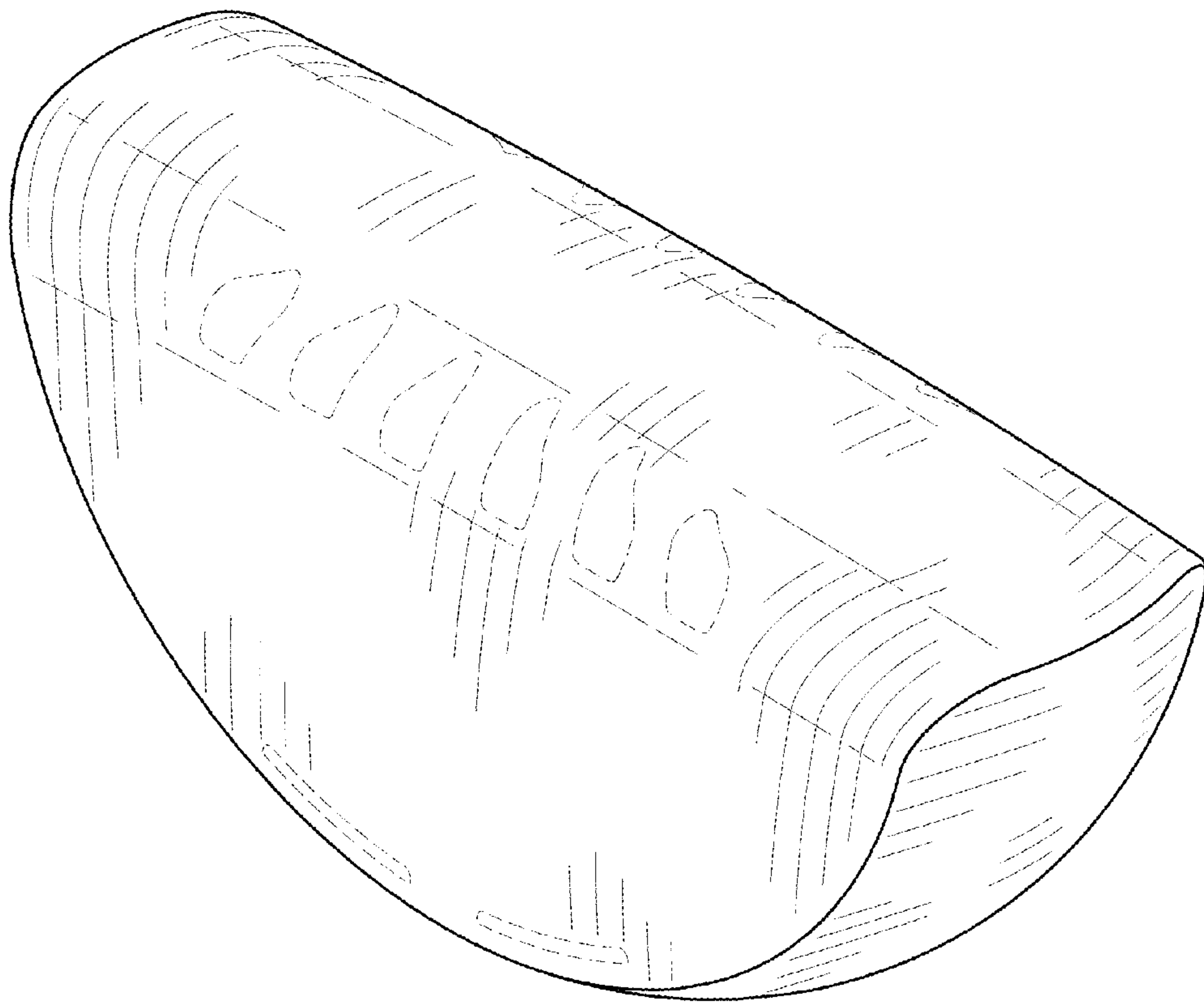



FIG. 2



**FIG. 3**

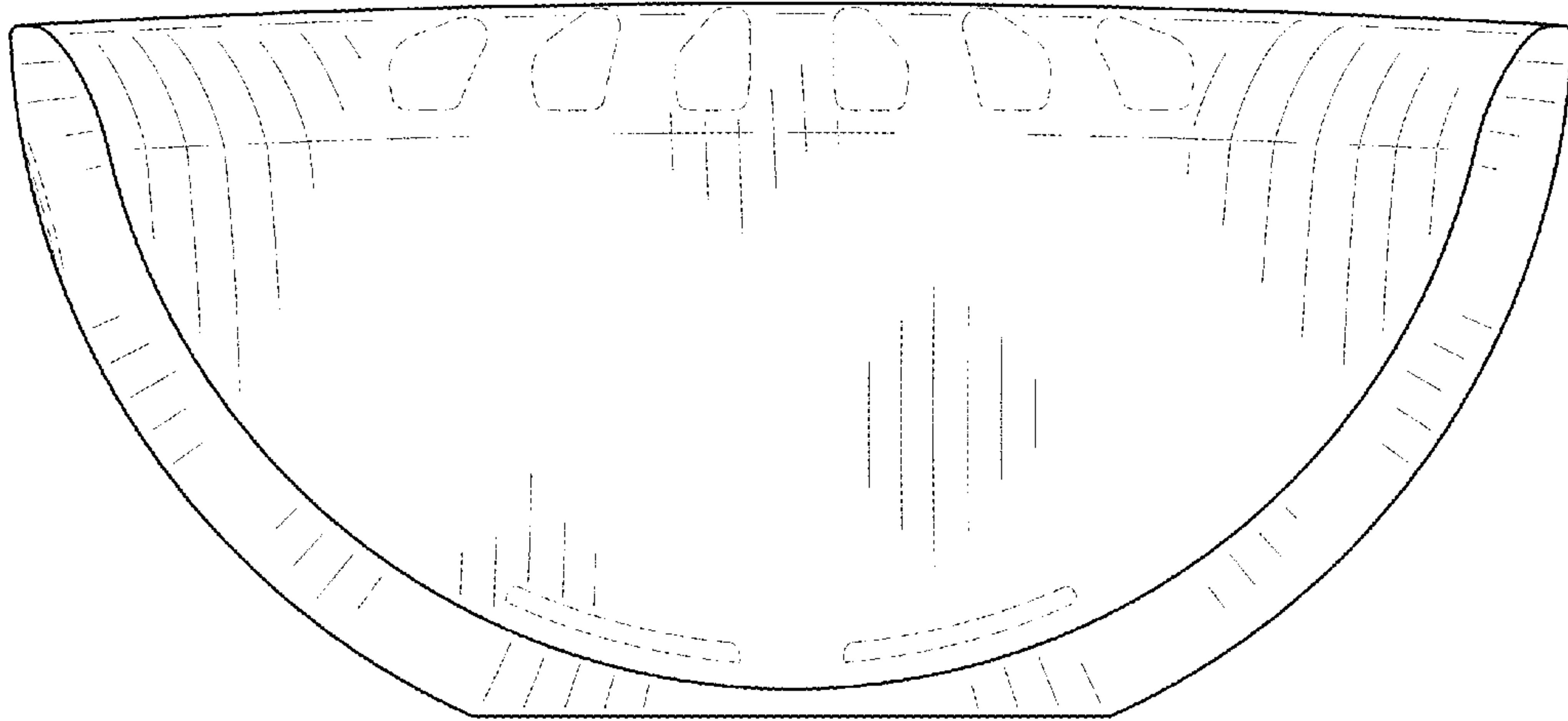


FIG. 4

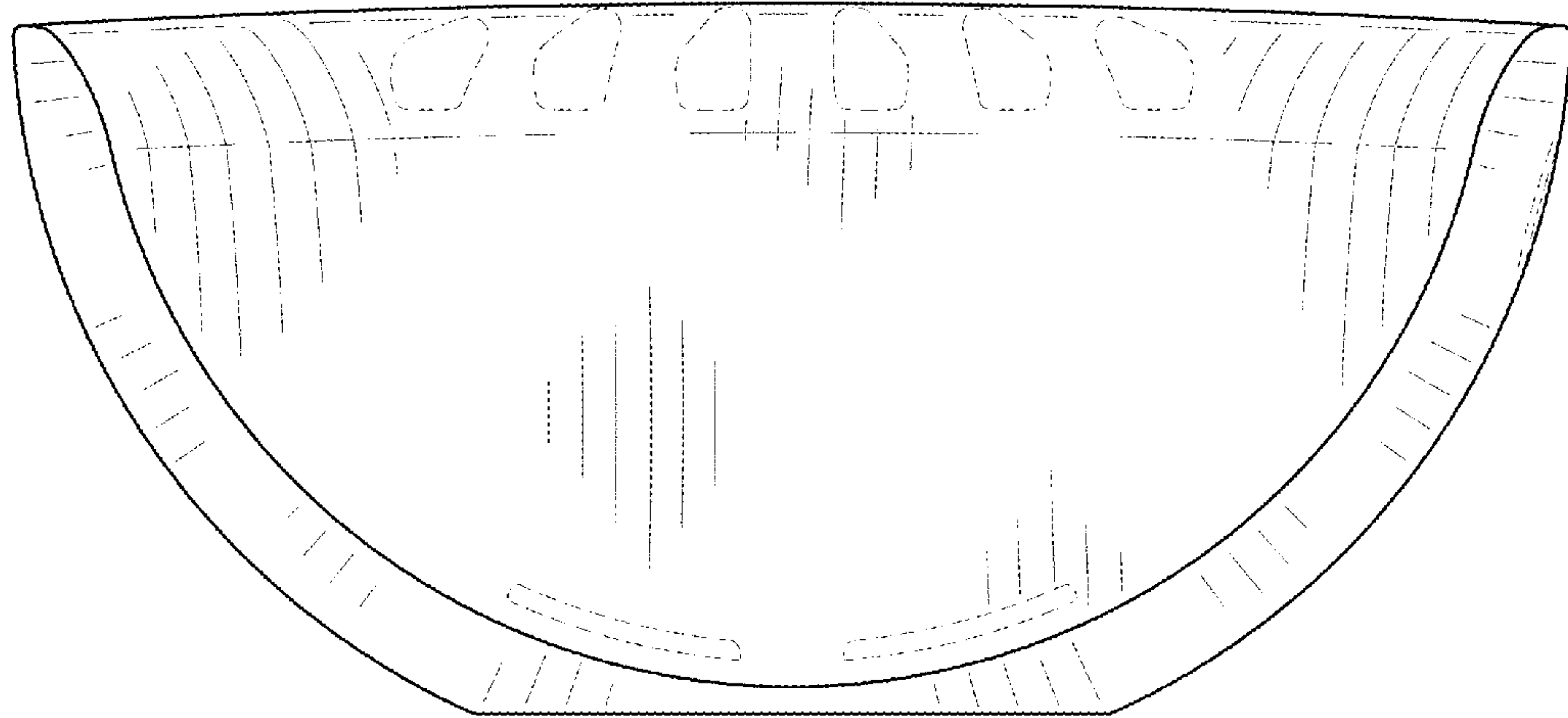



FIG. 5



**FIG. 6**

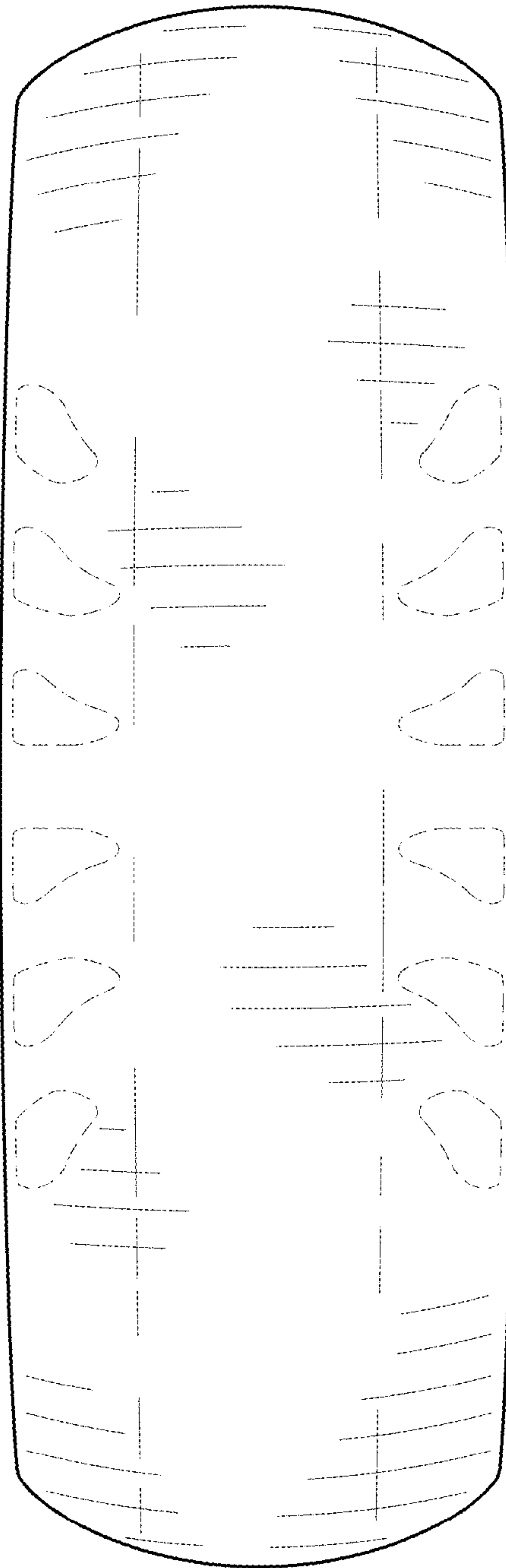


FIG. 7



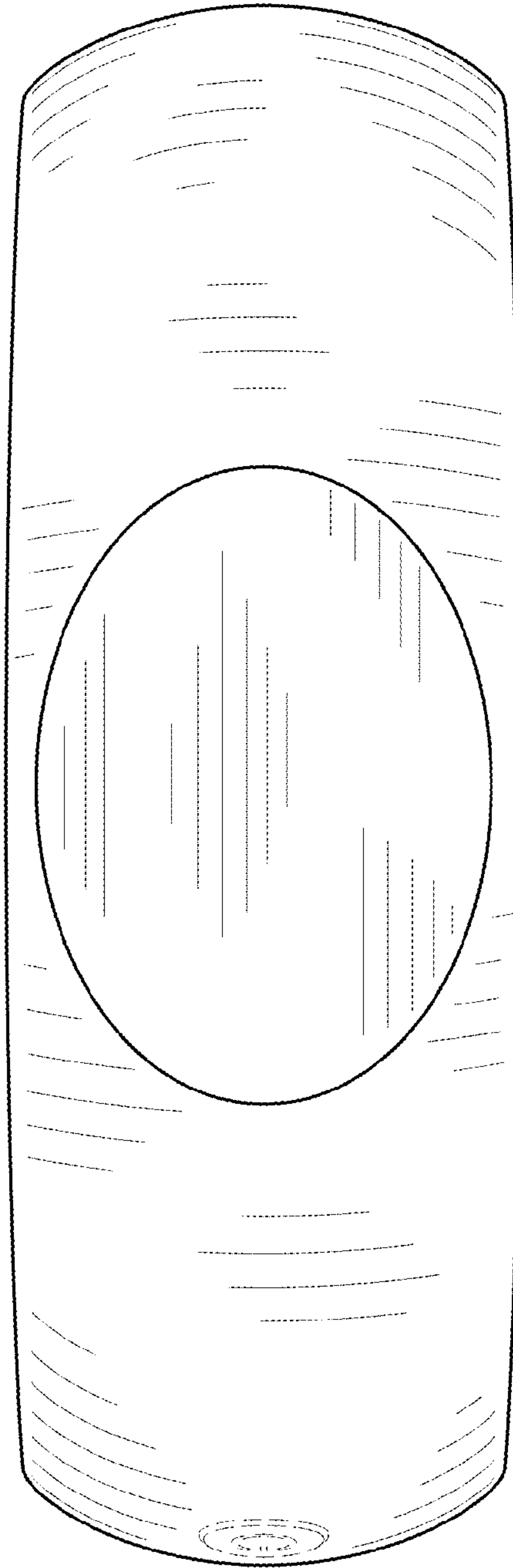


FIG. 8