

US00D696375S

(12) **United States Design Patent**  
**Larson et al.**

(10) **Patent No.:** **US D696,375 S**  
(45) **Date of Patent:** **\*\* Dec. 24, 2013**

(54) **FIREARM**

2012/0117845 A1\* 5/2012 Desomma ..... 42/75.02  
2013/0205636 A1\* 8/2013 Shull ..... 42/72

(75) Inventors: **Mark Larson**, Colona, IL (US); **Lester Larson, Jr.**, Colona, IL (US)

**OTHER PUBLICATIONS**

(73) Assignee: **Rock River Arms, Inc.**, Colona, IL (US)

www.military photos.net/forums/showthread.php?32614-Pictures-of-our-airsoft-rifle/page658 Found: Aug. 29, 2013.\*

(\*\*) Term: **14 Years**

\* cited by examiner

(21) Appl. No.: **29/430,319**

*Primary Examiner* — Michael A Pratt

(22) Filed: **Aug. 23, 2012**

(74) *Attorney, Agent, or Firm* — Banner & Witcoff, Ltd.

(51) **LOC (9) Cl.** ..... **22-01**

(52) **U.S. Cl.**  
USPC ..... **D22/108**

(57) **CLAIM**  
The ornamental design for a firearm, as shown and described.

(58) **Field of Classification Search**  
USPC ..... D22/103, 108; 42/1.01–1.07, 2, 10–26,  
42/34, 36, 37, DIG. 1; 89/40.06, 41.19,  
89/37.04, 33.04, 191.01, 200–204;  
124/67, 66, 72, 74  
See application file for complete search history.

**DESCRIPTION**

The file of this patent contains at least one drawing executed in color. Copies of this patent with color drawings will be provided by the Office upon request and payment of the necessary fee.

(56) **References Cited**

**U.S. PATENT DOCUMENTS**

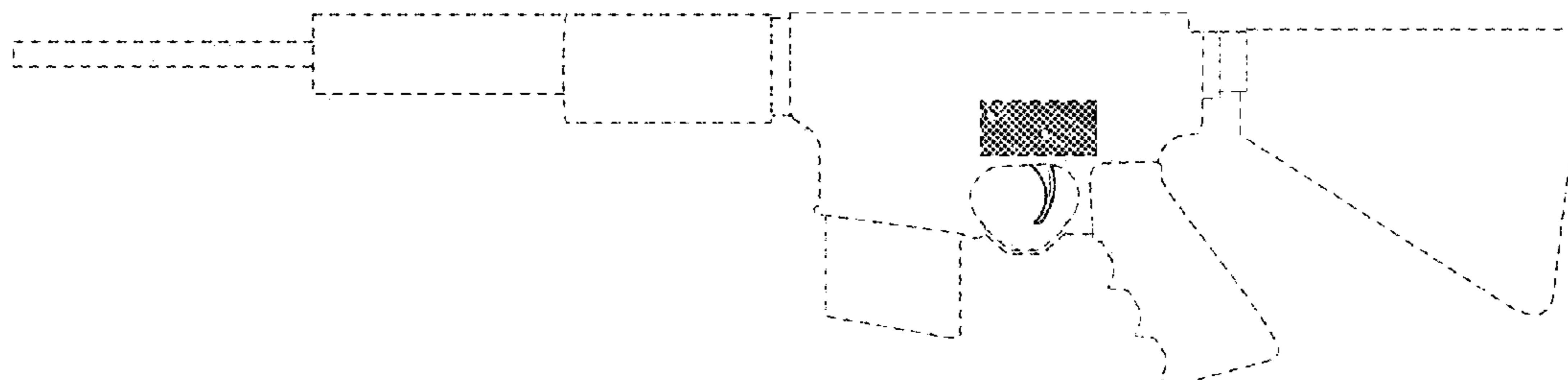
4,837,056	A *	6/1989	Easley	.....	427/262
5,615,508	A *	4/1997	Miller et al.	.....	42/71.01
6,895,708	B2 *	5/2005	Kim et al.	.....	42/72
D639,376	S *	6/2011	Ding	.....	D22/108
D641,450	S *	7/2011	Ding	.....	D22/108
8,201,353	B1 *	6/2012	Swan	.....	42/71.01
8,230,634	B1 *	7/2012	Davies et al.	.....	42/75.02
8,276,303	B2 *	10/2012	Kapusta et al.	.....	42/71.01
D685,999	S *	7/2013	Johnson et al.	.....	D5/62
D686,000	S *	7/2013	Johnson et al.	.....	D5/62
2009/0258195	A1 *	10/2009	Lauer	.....	428/195.1
2011/0214327	A1 *	9/2011	Desomma	.....	42/75.02

FIG. 1 is a front view of a firearm showing our new design; and,

FIG. 2 is an enlarged view of the claimed area shown in FIG. 1 thereof.

The unclaimed broken lines immediately adjacent to the shaded area represent the boundaries of the design. The broken lines showing the remainder of the Firearm are for environmental purposes only and form no part of the claimed design. The wavy broken line in FIG. 2 that does not appear in FIG. 1 is an imaginary break line that forms no part of the claimed design.

**1 Claim, 1 Drawing Sheet**  
**(1 of 1 Drawing Sheet(s) Filed in Color)**



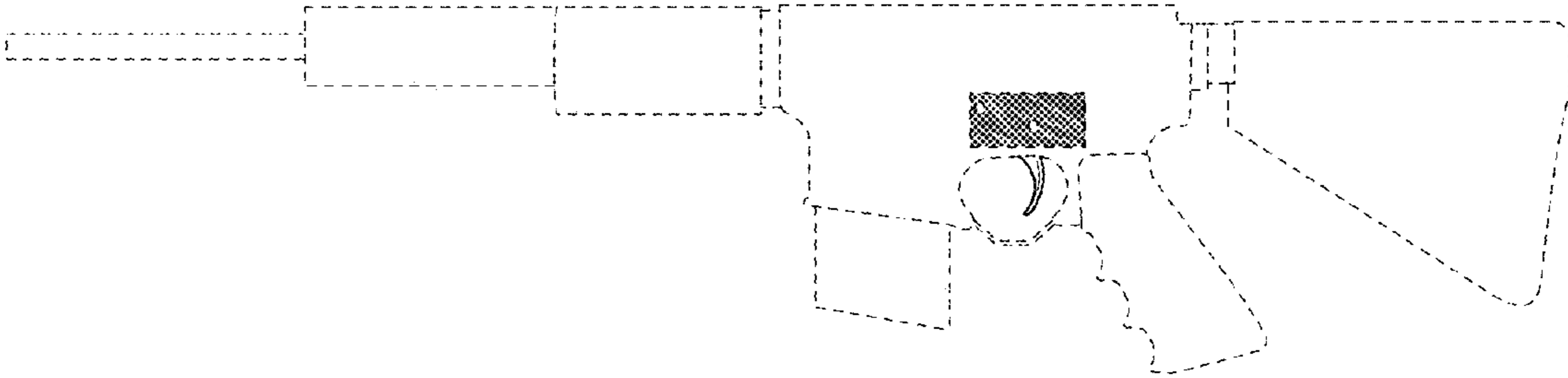


FIG. 1

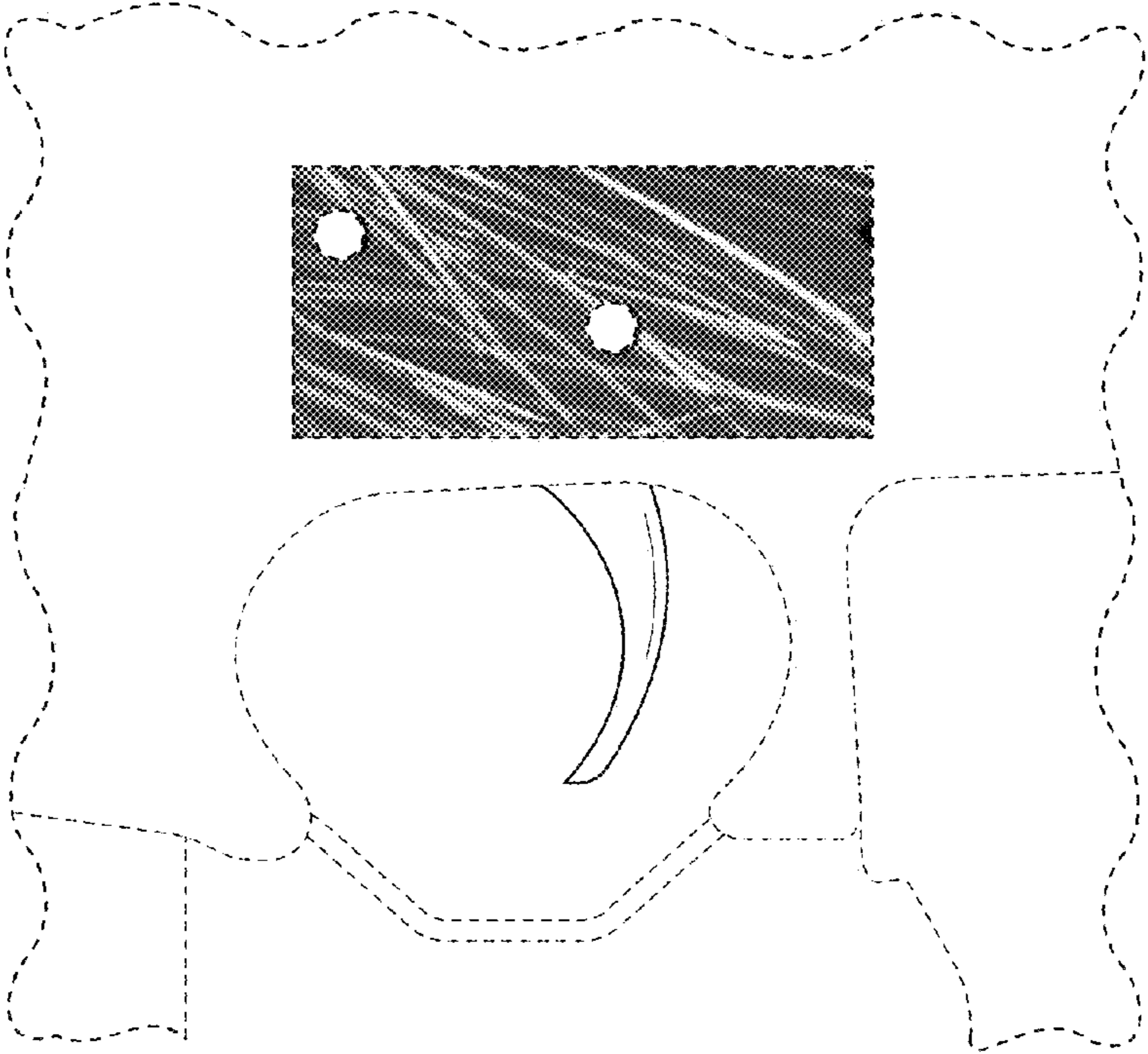


FIG. 2