

US00D696368S

(12) **United States Design Patent**  
**Huang**

(10) **Patent No.:** **US D696,368 S**  
(45) **Date of Patent:** **\*\* Dec. 24, 2013**

- (54) **GOLF CLUB GRIP**
- (71) Applicant: **Ben Huang**, Huntington Beach, CA (US)
- (72) Inventor: **Ben Huang**, Huntington Beach, CA (US)
- (\*\*) Term: **14 Years**
- (21) Appl. No.: **29/436,610**
- (22) Filed: **Nov. 7, 2012**
- (51) **LOC (9) Cl.** ..... **21-02**
- (52) **U.S. Cl.**  
USPC ..... **D21/756**
- (58) **Field of Classification Search**  
USPC ..... D21/756-758; 473/300-303, 201-204  
See application file for complete search history.

- 7,448,957 B2 11/2008 Huang
- 7,448,958 B2 11/2008 Huang
- 7,458,903 B2 12/2008 Wang et al.
- 7,470,199 B2 12/2008 Huang
- D584,781 S \* 1/2009 Chen ..... D21/756
- 7,491,133 B2 2/2009 Huang
- D590,465 S 4/2009 Chen
- 7,527,564 B2 5/2009 Huang
- 7,566,375 B2 7/2009 Huang
- 7,585,230 B2 9/2009 Huang
- D616,516 S 5/2010 Chen
- 7,770,321 B2 8/2010 Huang

(Continued)

**FOREIGN PATENT DOCUMENTS**

CN 1332022 A 1/2002

**OTHER PUBLICATIONS**

U.S. Appl. No. 13/403764, filed Feb. 23, 2012, pending.  
Design U.S. Appl. No. 29/416672, filed Mar. 26, 2012, pending.

*Primary Examiner* — Mitchell Siegel  
(74) *Attorney, Agent, or Firm* — Knobbe Martens Olson & Bear LLP

(56) **References Cited**

**U.S. PATENT DOCUMENTS**

- 5,322,290 A 6/1994 Minami
- 5,634,859 A 6/1997 Nesbitt
- 6,733,401 B1 5/2004 Huang
- 6,843,732 B1 1/2005 Huang
- 6,857,971 B2 2/2005 Huang
- D524,390 S \* 7/2006 Tuerschmann ..... D21/756
- 7,137,904 B2 11/2006 Huang
- D538,869 S \* 3/2007 Wang et al. .... D21/756
- 7,186,189 B2 3/2007 Huang
- 7,195,568 B2 3/2007 Huang
- D547,406 S 7/2007 Noyes et al.
- 7,344,447 B2 3/2008 Chang
- 7,344,448 B2 3/2008 Huang
- 7,347,792 B2 3/2008 Huang
- 7,374,498 B2 5/2008 Huang
- 7,404,770 B2 7/2008 Huang
- D576,240 S 9/2008 Chen
- D576,241 S 9/2008 Chen
- 7,438,646 B2 10/2008 Huang
- D581,001 S 11/2008 Chen
- D581,002 S 11/2008 Chen

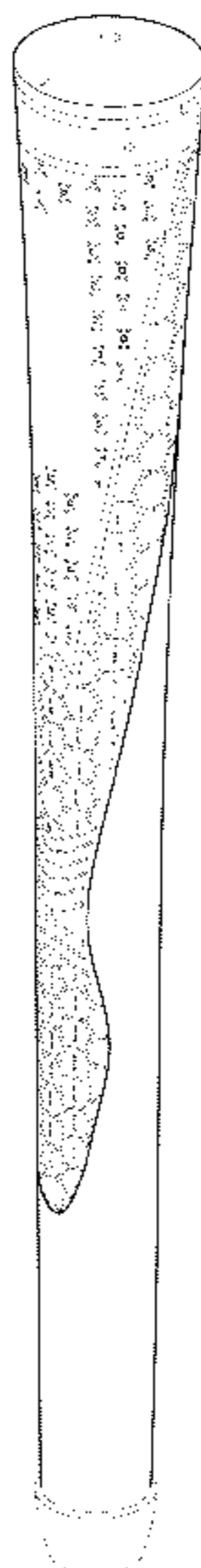
(57) **CLAIM**

The ornamental design for a golf club grip, as shown and described.

**DESCRIPTION**

FIG. 1 is a perspective view of a golf club grip embodying my new design;  
FIG. 2 is a front view thereof.  
FIG. 3 is a back view thereof.  
FIG. 4 is a side view thereof.  
FIG. 5 is a top view thereof; and,  
FIG. 6 is a bottom view thereof.  
Broken lines are used to illustrate features of the golf club grip that form no part of the claimed design.

**1 Claim, 5 Drawing Sheets**



(56)

**References Cited**

U.S. PATENT DOCUMENTS

D627,023 S *	11/2010	Hsu .....	D21/756	2006/0252571 A1	11/2006	Wang
D631,118 S	1/2011	Chen		2006/0264268 A1	11/2006	Huang
7,862,445 B2	1/2011	Huang		2006/0287123 A1	12/2006	Wang
7,862,446 B2	1/2011	Huang		2009/0258721 A1	10/2009	Huang
D634,803 S	3/2011	Chen		2009/0258722 A1	10/2009	Huang
7,980,961 B2	7/2011	Huang		2010/0022322 A1	1/2010	Huang
7,985,314 B2	7/2011	Huang		2010/0260987 A1	10/2010	Huang
8,003,171 B2	8/2011	Huang		2010/0269626 A1	10/2010	Huang
8,123,627 B2	2/2012	Huang		2010/0273568 A1	10/2010	Huang
D660,388 S *	5/2012	Gill et al. ....	D21/756	2010/0281754 A1	11/2010	Huang
2003/0216192 A1	11/2003	Chu		2011/0053704 A1	3/2011	Huang
2004/0266546 A1	12/2004	Huang		2011/0065524 A1	3/2011	Huang
2005/0148401 A1	7/2005	Huang		2011/0113673 A1	5/2011	Huang
				2011/0258904 A1	10/2011	Huang
				2011/0293902 A1	12/2011	Huang
				2012/0255216 A1	10/2012	Huang

\* cited by examiner

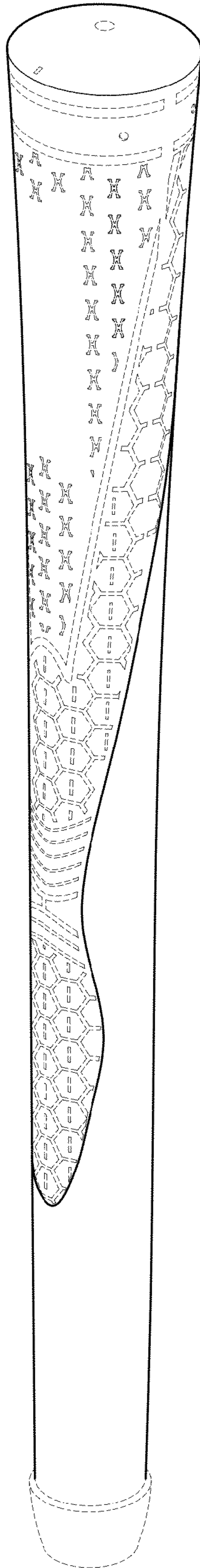


FIG. 1

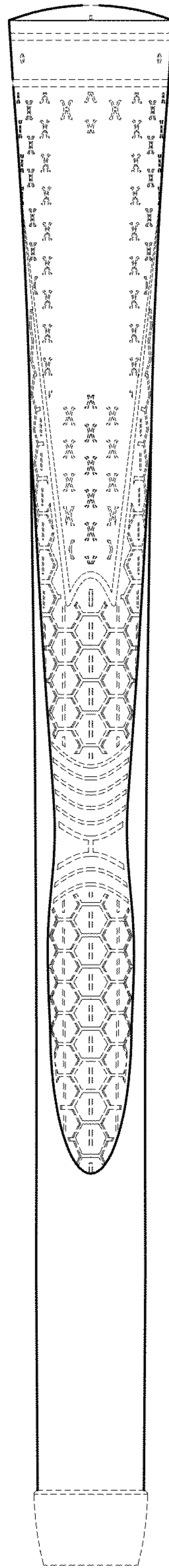



FIG. 2



*FIG. 3*

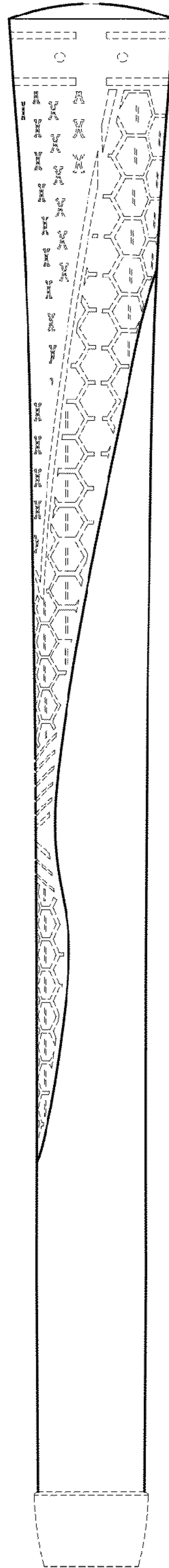
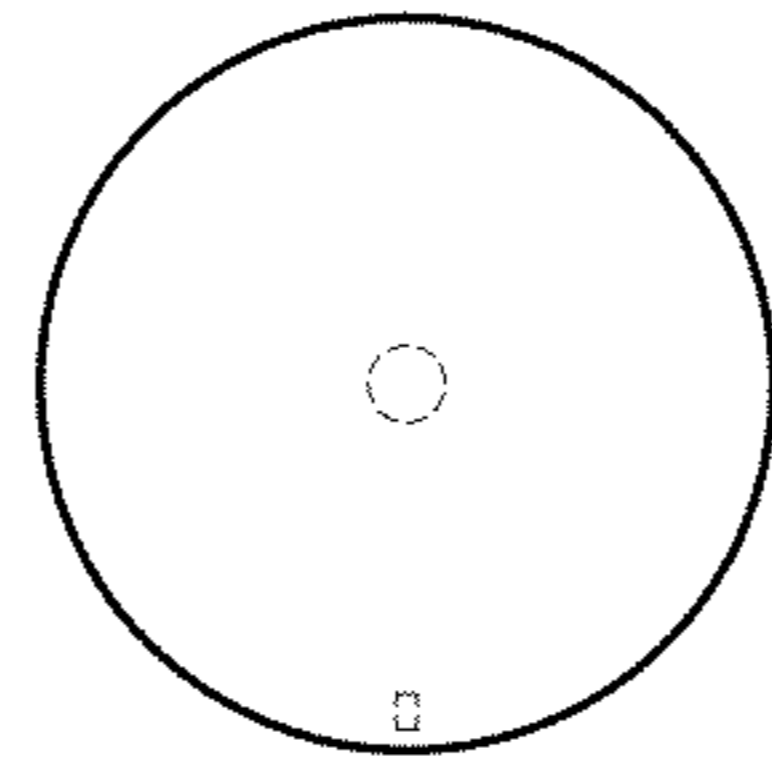
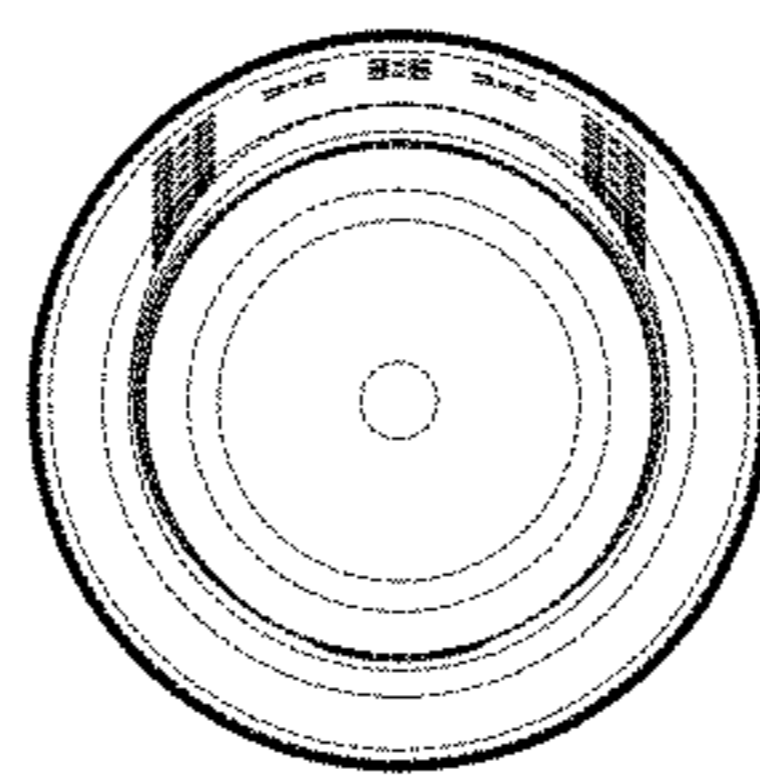


FIG. 4



*FIG. 5*



*FIG. 6*