

US00D696362S

(12) **United States Design Patent**
Kichijo et al.

(10) **Patent No.:** **US D696,362 S**
(45) **Date of Patent:** **** Dec. 24, 2013**

- (54) **ASSEMBLING TOY BLOCK**
- (71) Applicant: **Yoshiritsu Kabushiki Kaisha**, Nara (JP)
- (72) Inventors: **Hiroshi Kichijo**, Nara (JP); **Yoshiie Kichijo**, Nara (JP)
- (73) Assignee: **Yoshiritsu Kabushiki Kaisha**, Nara (JP)
- (**) Term: **14 Years**
- (21) Appl. No.: **29/443,721**
- (22) Filed: **Jan. 22, 2013**

(30) **Foreign Application Priority Data**

Jul. 26, 2012 (JP) 2012-017783

- (51) **LOC (9) Cl.** **21-01**
- (52) **U.S. Cl.**
USPC **D21/489**; D21/486
- (58) **Field of Classification Search**
USPC D21/484, 485, 486, 489, 491, 494, 495,
D21/499, 500-504; 446/69, 85, 102-128;
434/208, 259, 274, 403; 273/153, 156,
273/160; 428/174; 403/56; D8/382
See application file for complete search history.

(56) **References Cited**

U.S. PATENT DOCUMENTS

D73,604	S	*	10/1927	Gilbert	D21/486
1,763,300	A	*	6/1930	Gilbert	446/113
1,779,826	A	*	10/1930	Potter	446/116
3,199,246	A	*	8/1965	Fischer	446/108
3,748,778	A	*	7/1973	Ellies et al.	446/106
3,768,809	A	*	10/1973	Ciarfello	473/414
D285,948	S	*	9/1986	Mazzoleni	D21/486

D304,212	S	*	10/1989	Moe	D21/486
D367,085	S	*	2/1996	Donly	D21/486
D383,805	S	*	9/1997	Zheng	D21/491
D387,397	S	*	12/1997	Zheng	D21/489
D394,091	S	*	5/1998	Parry	D21/486
D517,615	S	*	3/2006	Kim	D21/486
7,371,146	B2	*	5/2008	Scarborough	446/85

* cited by examiner

Primary Examiner — Cynthia M Chin

(74) *Attorney, Agent, or Firm* — Wenderoth, Lind & Ponack, L.L.P.

(57) **CLAIM**

The ornamental design for an assembling toy block, as shown and described.

DESCRIPTION

FIG. 1 is a perspective view of an assembling toy block according to the present design, as viewed from the top side; FIG. 2 is a front view thereof, the rear view being identical thereto; FIG. 3 is a top plan view thereof, the bottom plan view being identical thereto; FIG. 4 is a left-hand side view thereof, the right-side view being identical thereto; FIG. 5 is an enlarged sectional view taken along line 5-5 of FIG. 2; FIG. 6 is an environmental top plan view showing the toy block according to this design combined with other toy blocks to assemble a toy; and, FIG. 7 is another environmental perspective view showing the toy block according to this design combined with other toy blocks to assemble a toy. The broken lines represent the environment in which the toy block resides and form no part of the claimed design.

1 Claim, 3 Drawing Sheets

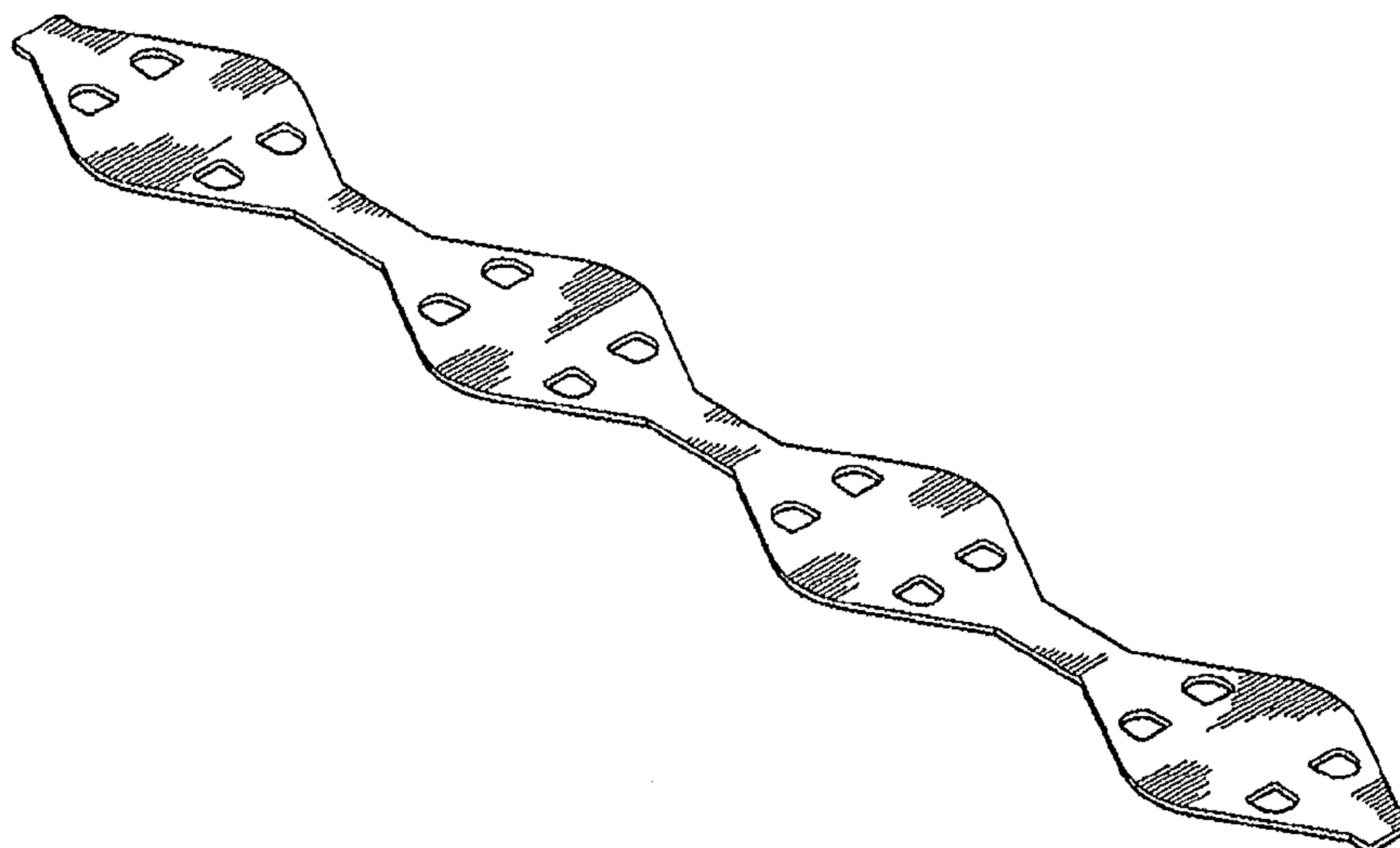


Fig. 1

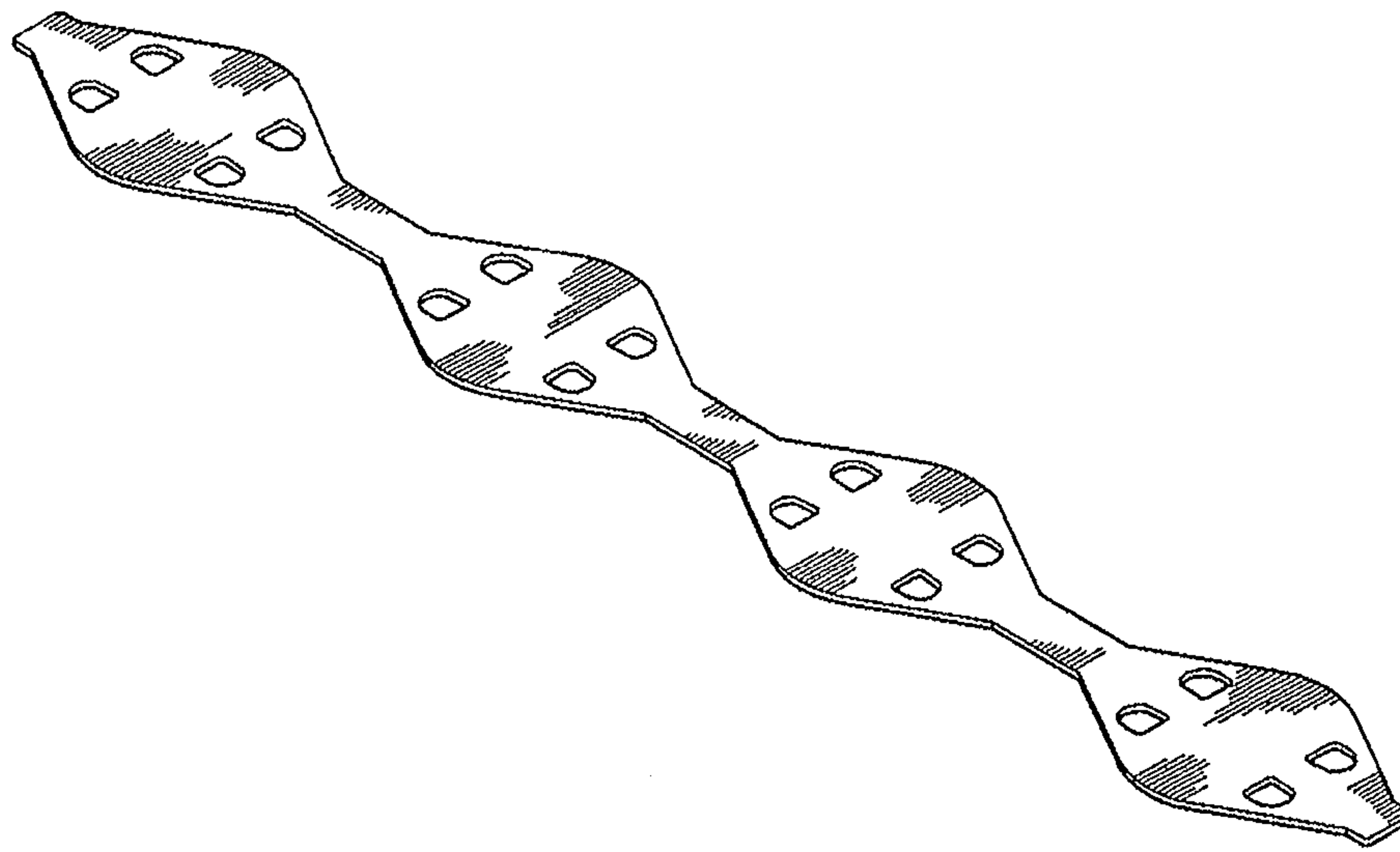


Fig. 2

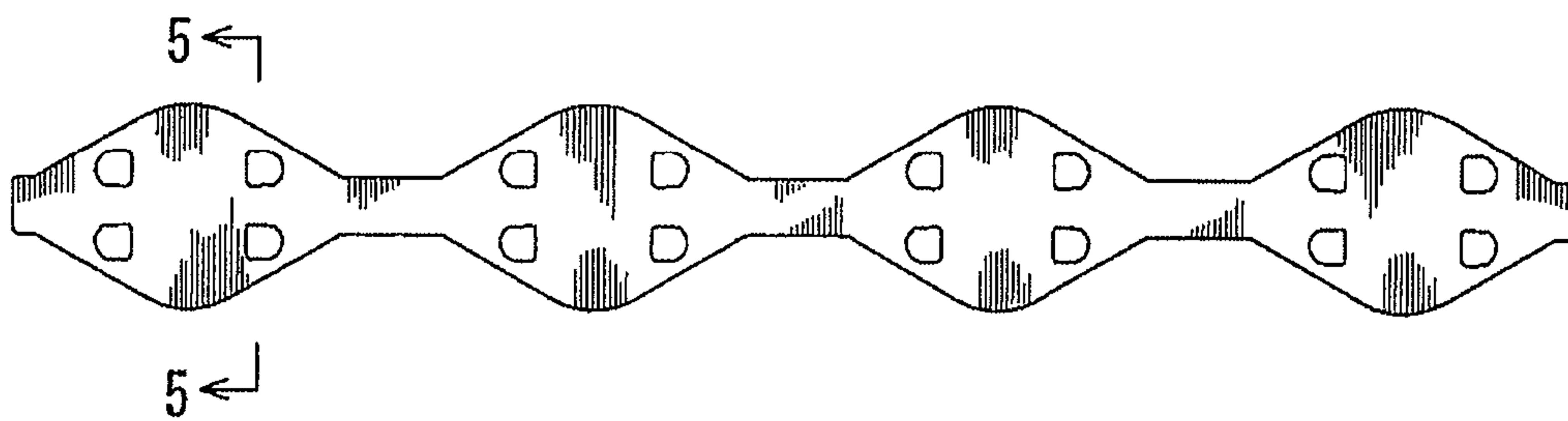


Fig. 3

Fig. 4



Fig. 5



Fig. 6

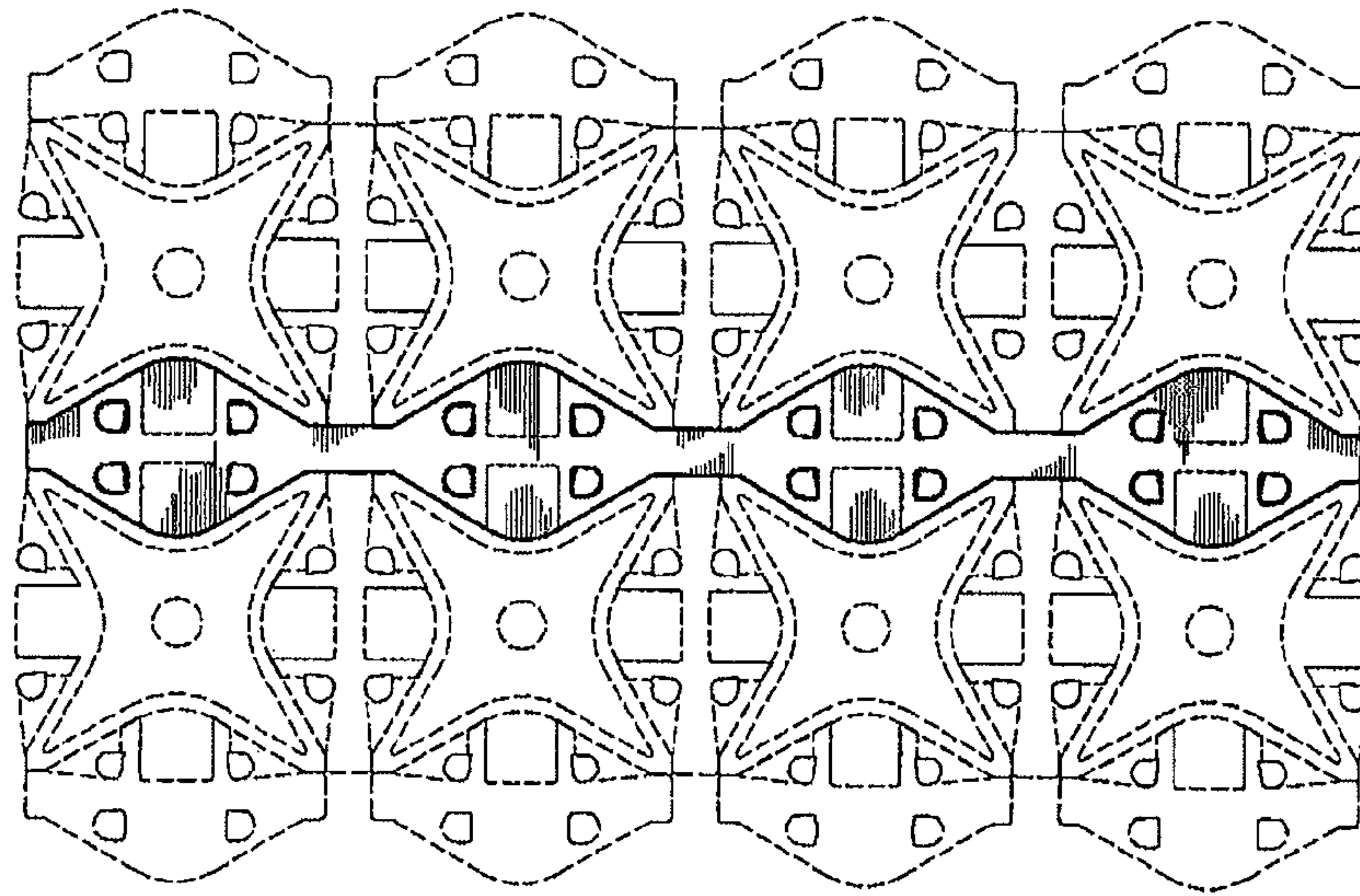


Fig. 7

