

US00D696358S

(12) **United States Design Patent**
Brodrick

(10) **Patent No.:** **US D696,358 S**

(45) **Date of Patent:** **** Dec. 24, 2013**

(54) **PLAYING SURFACE FOR DICE GAMES**

(56) **References Cited**

(71) Applicant: **David Brodrick Enterprises, LLC,**
Plano, TX (US)

(72) Inventor: **David Brodrick,** Plano, TX (US)

(73) Assignee: **David Brodrick Enterprises, LLC,**
Plano, TX (US)

(**) Term: **14 Years**

(21) Appl. No.: **29/437,630**

(22) Filed: **Nov. 19, 2012**

(51) **LOC (9) Cl.** **21-01**

(52) **U.S. Cl.**
USPC **D21/397**

(58) **Field of Classification Search**
USPC D21/307–208, 334–368, 376–397;
273/236–287, 288–291

See application file for complete search history.

U.S. PATENT DOCUMENTS

D454,165 S *	3/2002	Gallo	D21/369
D468,367 S *	1/2003	Florence et al.	D21/369
D638,480 S *	5/2011	Katz	D21/369
D658,722 S *	5/2012	Lambert et al.	D21/372

* cited by examiner

Primary Examiner — George D Kirschbaum

(74) *Attorney, Agent, or Firm* — Fish & Richardson P.C.

(57) **CLAIM**

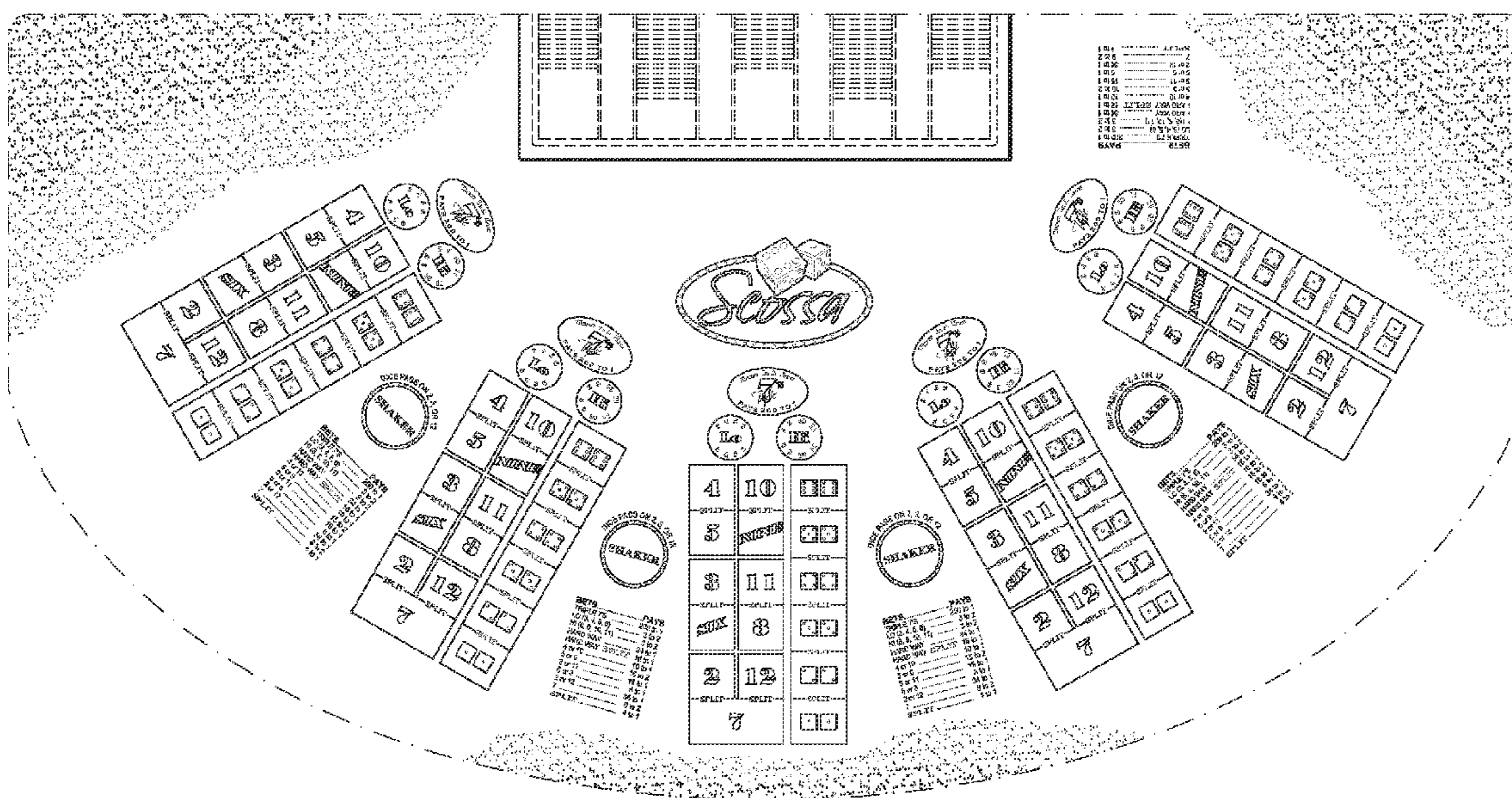
The ornamental design for a playing surface for dice games, substantially as shown and described.

DESCRIPTION

FIG. 1 is a perspective view of a playing surface for dice games showing my new design; FIG. 2 is a top plan view thereof; FIG. 3 is an enlarged view thereof; and, FIG. 4 is a second enlarged view thereof.

The broken line showing of legs of the table and a player is included for the purpose of illustrating portions of the “article” and forms no part of the claimed design. The dash-dot-dash lines outlining the edge of the playing surface in FIG. 1 define the bounds of the claimed design.

1 Claim, 4 Drawing Sheets



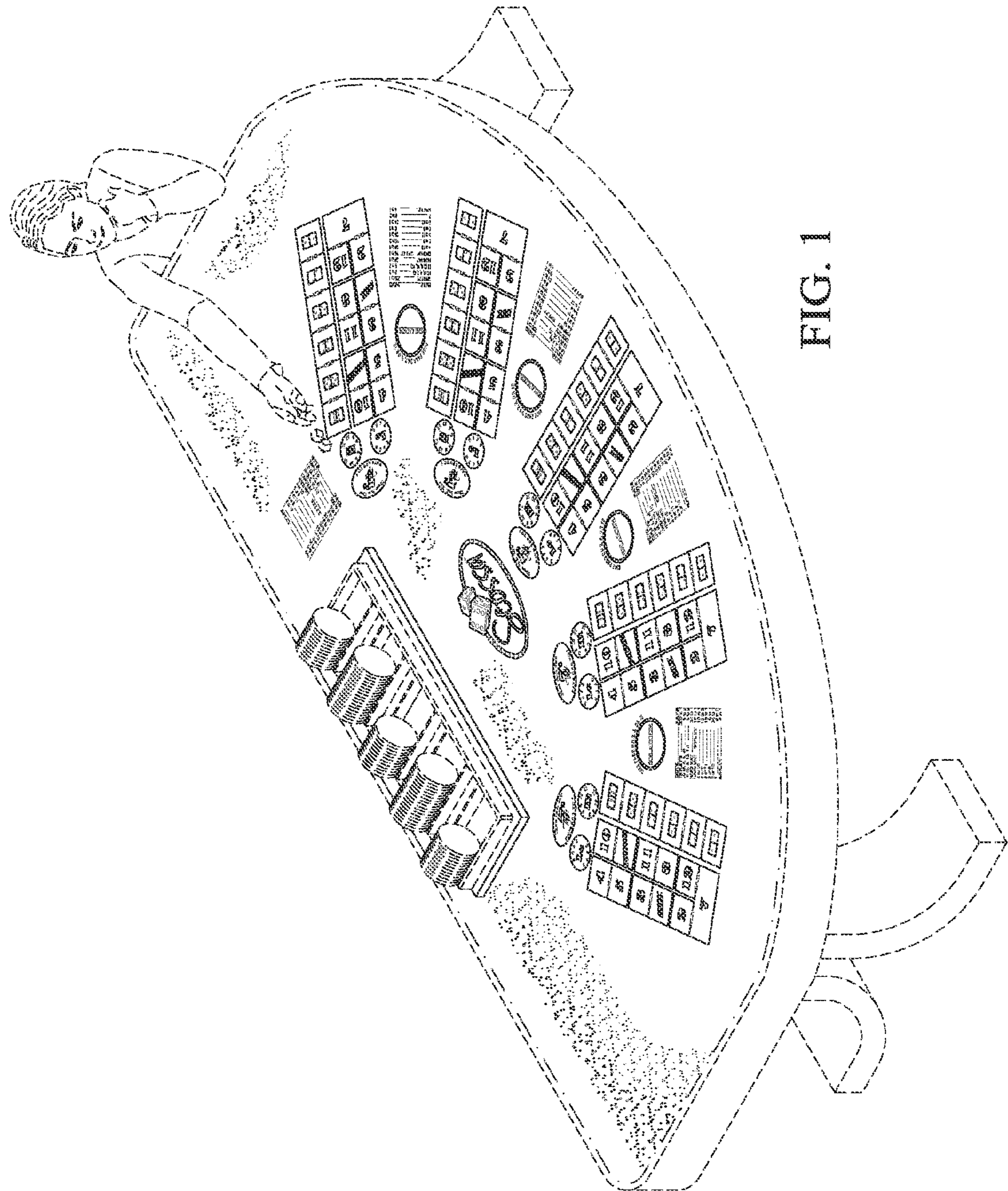


FIG. 1

FIG. 2

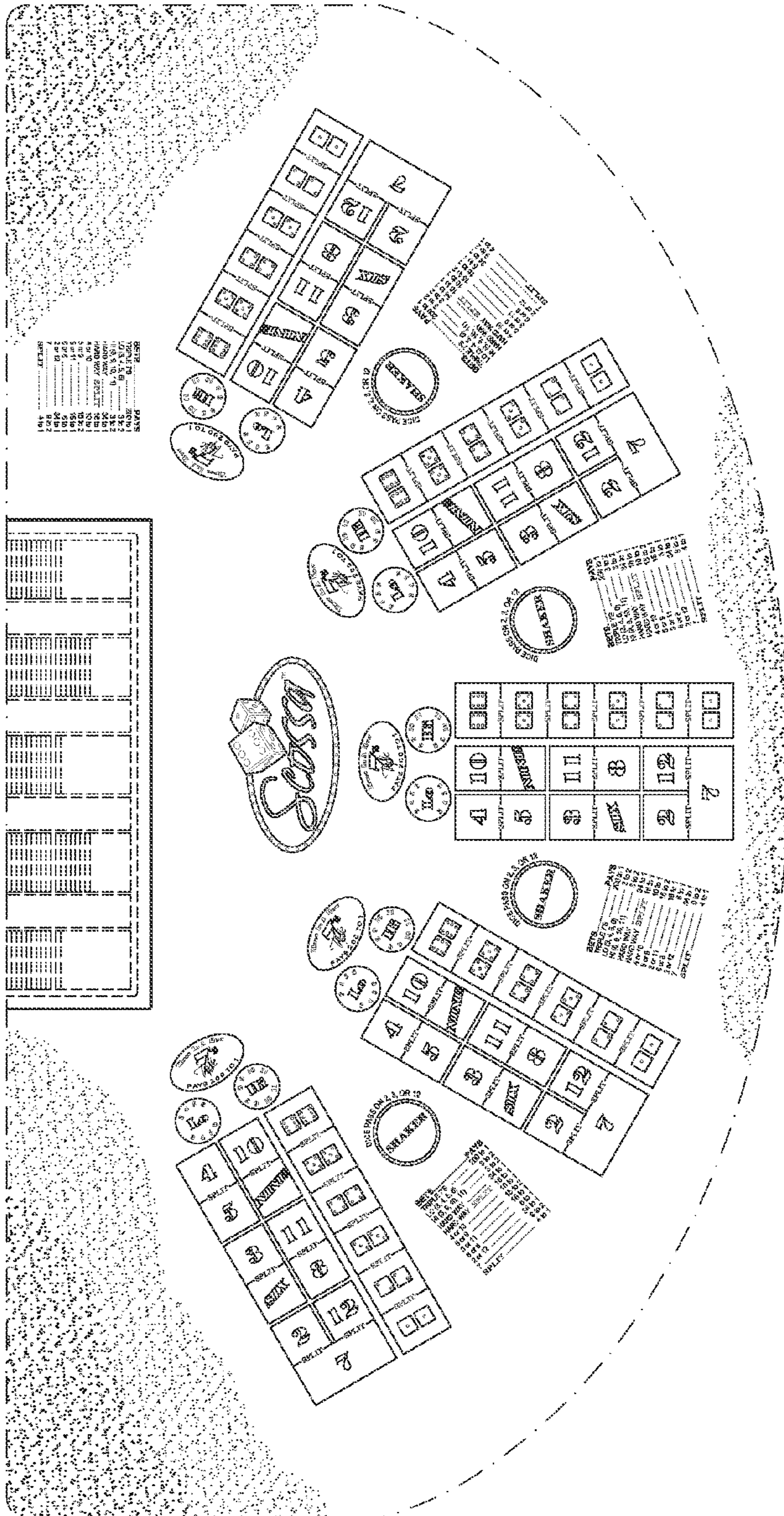


FIG. 3




FIG. 4

