



US00D696344S

(12) **United States Design Patent**  
**Ehrlich et al.**

(10) **Patent No.:** **US D696,344 S**  
(45) **Date of Patent:** **\*\* Dec. 24, 2013**

(54) **FINANCIAL TRANSACTION CARD**

(71) Applicant: **Homer TLC, Inc.**, Wilmington, DE  
(US)

(72) Inventors: **Nathan D. Ehrlich**, Duluth, GA (US);  
**Nichole A. Flynn**, Park Ridge, IL (US);  
**Sophie M. Rousseau**, Tucker, GA (US);  
**Nicole Runnels**, Atlanta, GA (US)

(73) Assignee: **Homer TLC, Inc.**, Wilmington, DE  
(US)

(\*\*) Term: **14 Years**

(21) Appl. No.: **29/438,762**

(22) Filed: **Dec. 3, 2012**

(51) **LOC (9) Cl.** ..... **19-08**

(52) **U.S. Cl.**  
USPC ..... **D19/10**

(58) **Field of Classification Search**

USPC ..... D19/1–12, 20–34, 100;  
40/124.01–124.15, 672, 661, 726, 776,  
40/617; 283/72, 74–75, 103, 105–117, 82,  
283/70, 94, 81, 904; 206/449, 815;  
D21/385; D20/10, 22, 27, 40, 42, 11;  
D14/435–437; 235/380–382, 487, 493,  
235/488; D6/613, 583

See application file for complete search history.

(56) **References Cited**

**U.S. PATENT DOCUMENTS**

D408,054	S	*	4/1999	Leedy, Jr.	.....	D19/9
D506,340	S	*	6/2005	Brandon	.....	D6/511
D512,095	S	*	11/2005	Allard et al.	.....	D19/10
D526,012	S	*	8/2006	Dorr et al.	.....	D19/9
D573,182	S	*	7/2008	Ricketts et al.	.....	D19/10
D636,020	S	*	4/2011	Antonio	.....	D19/9
D636,021	S	*	4/2011	Antonio	.....	D19/10
D643,064	S	*	8/2011	Skelding et al.	.....	D19/10
D650,440	S	*	12/2011	Irwin, Jr.	.....	D19/10
D667,495	S	*	9/2012	Bender	.....	D19/10
D676,487	S	*	2/2013	Mullen et al.	.....	D19/10
D677,330	S	*	3/2013	Blum	.....	D19/10

\* cited by examiner

*Primary Examiner* — Caron D Veynar

*Assistant Examiner* — Abraham Bahta

(74) *Attorney, Agent, or Firm* — Fulbright & Jaworski LLP

(57) **CLAIM**

The ornamental design for a financial transaction card, as shown and described.

**DESCRIPTION**

FIG. 1 is a front perspective view of a first embodiment of a financial transaction card;

FIG. 2 is a front view of the financial transaction card shown in FIG. 1;

FIG. 3 is a top view of the financial transaction card shown in FIG. 1;

FIG. 4 is a bottom view of the financial transaction card shown in FIG. 1;

FIG. 5 is a right view of the financial transaction card shown in FIG. 1;

FIG. 6 is a left view of the financial transaction card shown in FIG. 1;

FIG. 7 is a front perspective view of the second embodiment of the financial transaction card showing my new design, this embodiment differs from the first embodiment in that the front flat portion of the card is shiny;

FIG. 8 is a front view of the financial transaction card shown in FIG. 7;

FIG. 9 is a top view of the financial transaction card shown in FIG. 7;

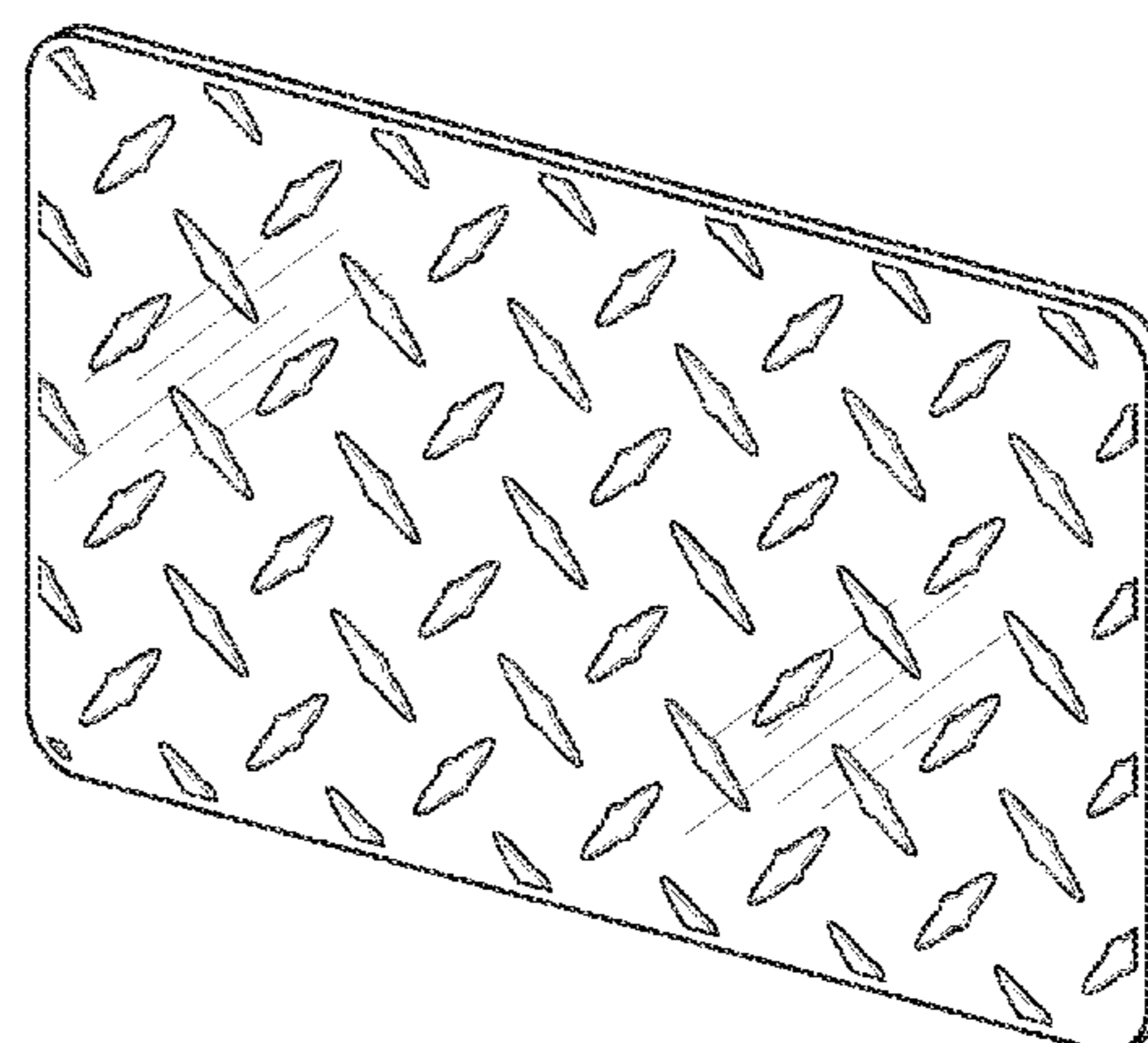
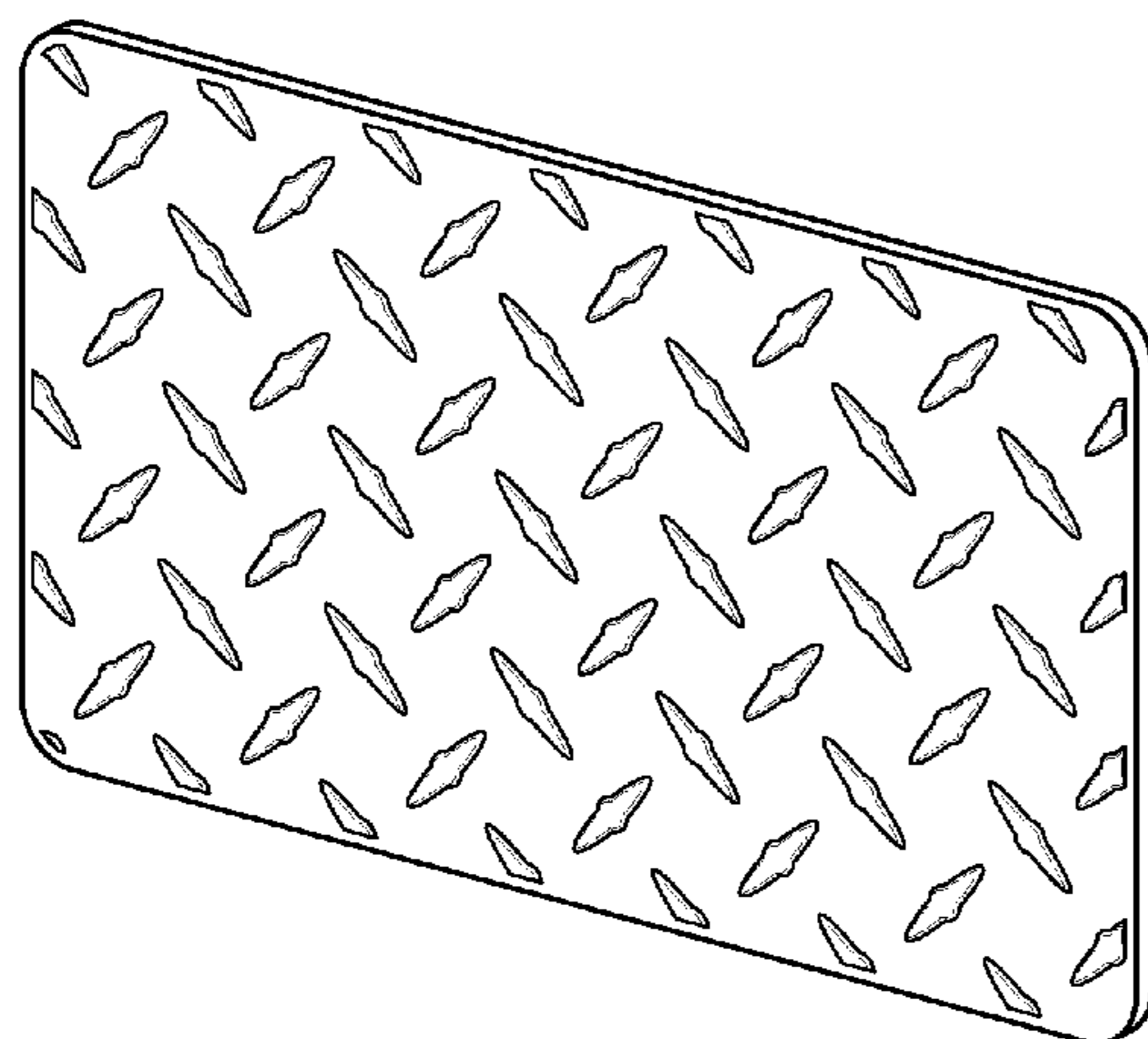
FIG. 10 is a bottom view of the financial transaction card shown in FIG. 7;

FIG. 11 is a right view of the financial transaction card shown in FIG. 7; and,

FIG. 12 is a left view of the financial transaction card shown in FIG. 7.

The back view of the transaction card not shown in the figures or otherwise described in the specification form no part of the claimed design.

**1 Claim, 2 Drawing Sheets**



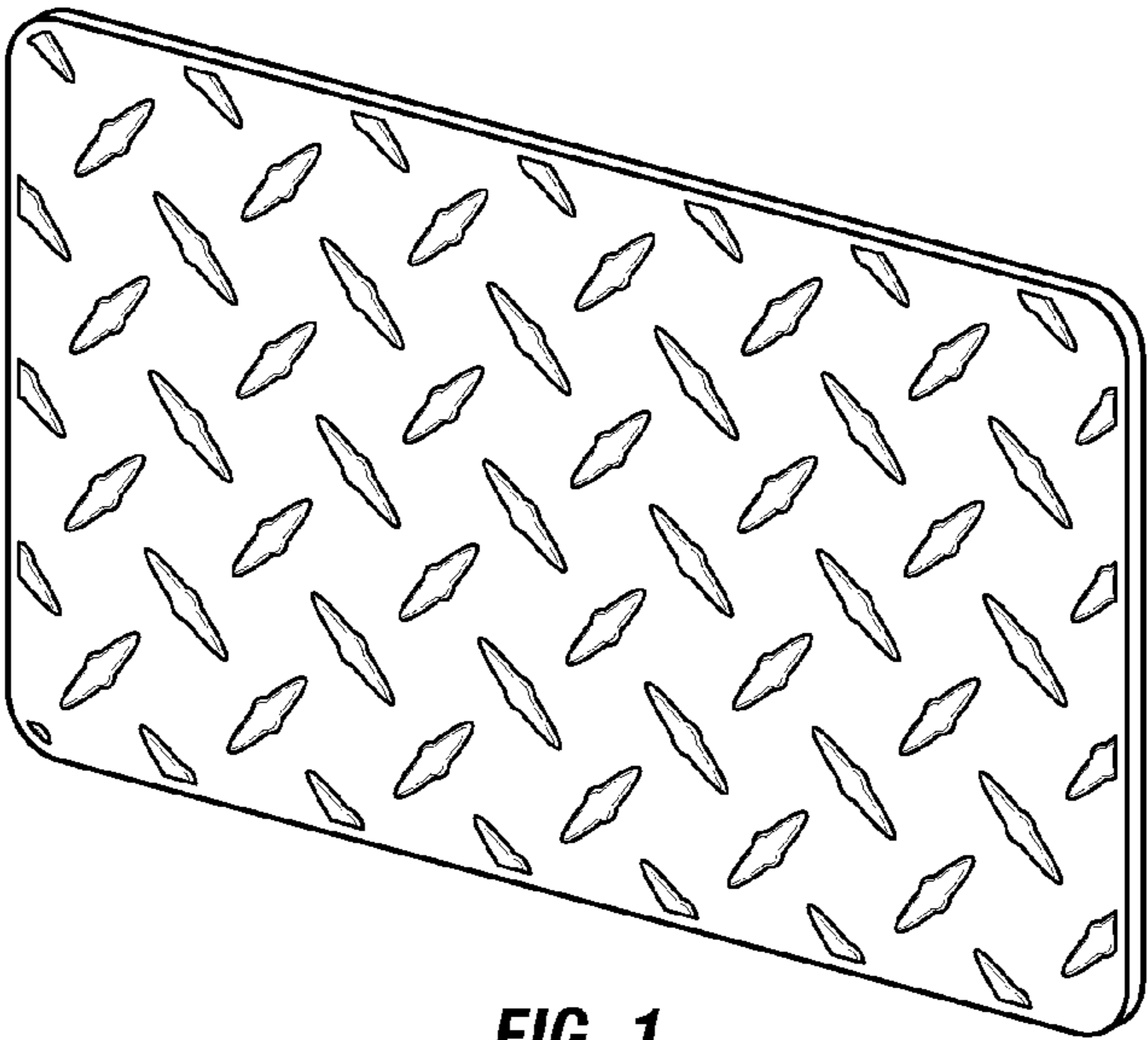


FIG. 1




FIG. 2



FIG. 3



FIG. 4



FIG. 5



FIG. 6

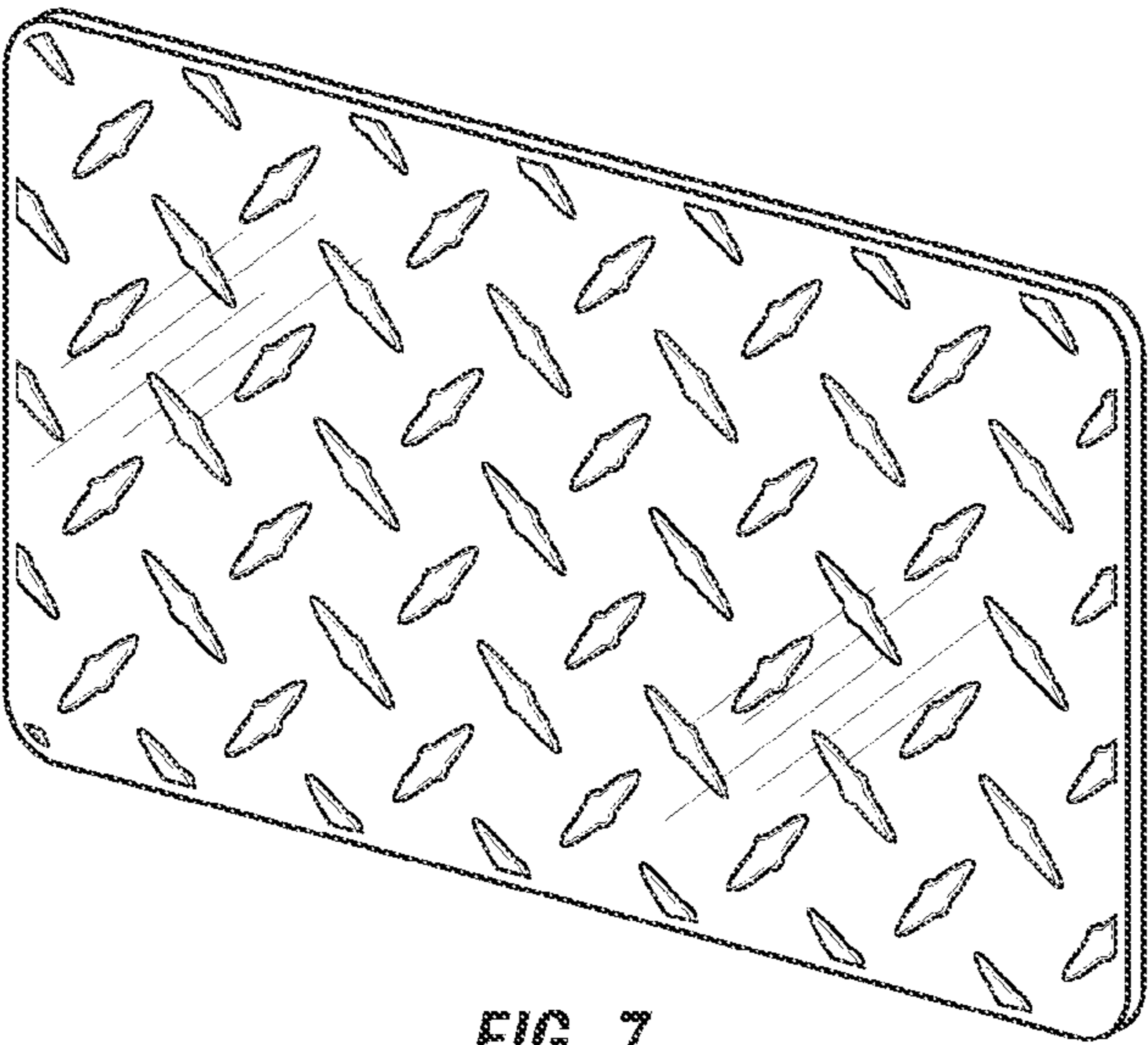


FIG. 7

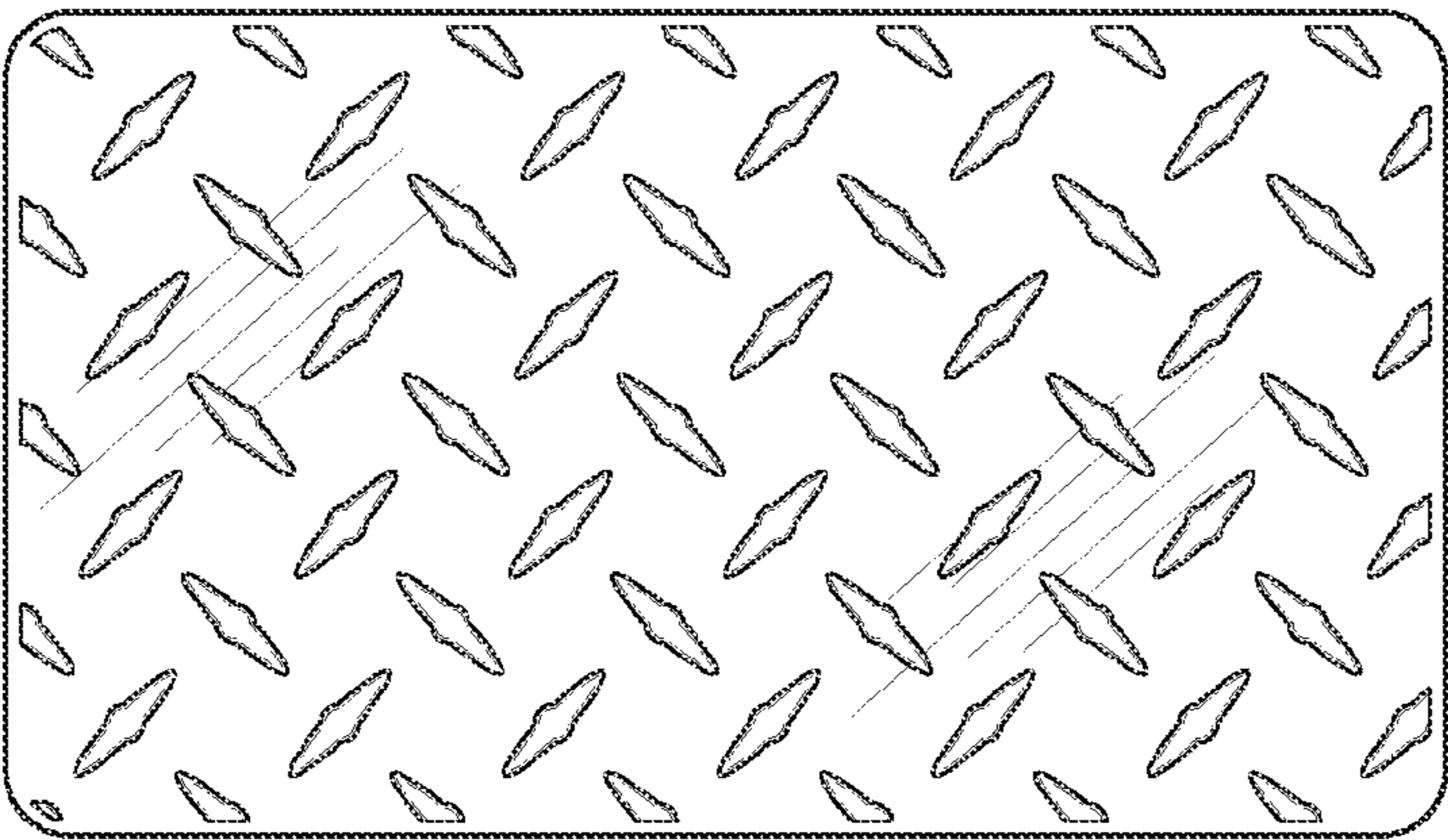


FIG. 8




FIG. 9




FIG. 10



FIG. 11



FIG. 12