



US00D696313S

(12) **United States Design Patent**
Kim

(10) **Patent No.:** **US D696,313 S**

(45) **Date of Patent:** **** *Dec. 24, 2013**

(54) **PANEL FOR KIMCHI REFRIGERATOR**

(75) Inventor: **Yun-Jung Kim**, Seoul (KR)

(73) Assignee: **LG Hausys, Ltd.**, Seoul (KR)

(*) Notice: This patent is subject to a terminal disclaimer.

(**) Term: **14 Years**

(21) Appl. No.: **29/427,440**

(22) Filed: **Jul. 18, 2012**

(30) **Foreign Application Priority Data**

Feb. 17, 2012 (KR) 30-2012-0007155

(51) **LOC (9) Cl.** **15-07**

(52) **U.S. Cl.**
USPC **D15/91**

(58) **Field of Classification Search**
USPC D15/79-89, 91; 312/138.1, 139.2, 236,
312/114-119, 401-408; 62/252, 440-449,
62/246; D6/703, 703.3
See application file for complete search history.

(56) **References Cited**

U.S. PATENT DOCUMENTS

D112,778 S * 1/1939 Kruck D15/88
D132,881 S * 6/1942 Schmidt D15/87

D132,883 S * 6/1942 Schmidt D15/88
D207,419 S * 4/1967 Conde D15/91
D281,327 S * 11/1985 Pota D15/81
D335,982 S * 6/1993 Brandon D6/492
D429,924 S * 8/2000 Sandy D6/492
D435,568 S * 12/2000 De Sa Cavalcanti et al. .. D15/91
D490,255 S * 5/2004 Brandon D6/492
D672,585 S * 12/2012 Bey et al. D6/703

* cited by examiner

Primary Examiner — Mitchell Siegel

(74) *Attorney, Agent, or Firm* — Nath, Goldberg & Meyer;
Jerald L. Meyer; Scott Langford

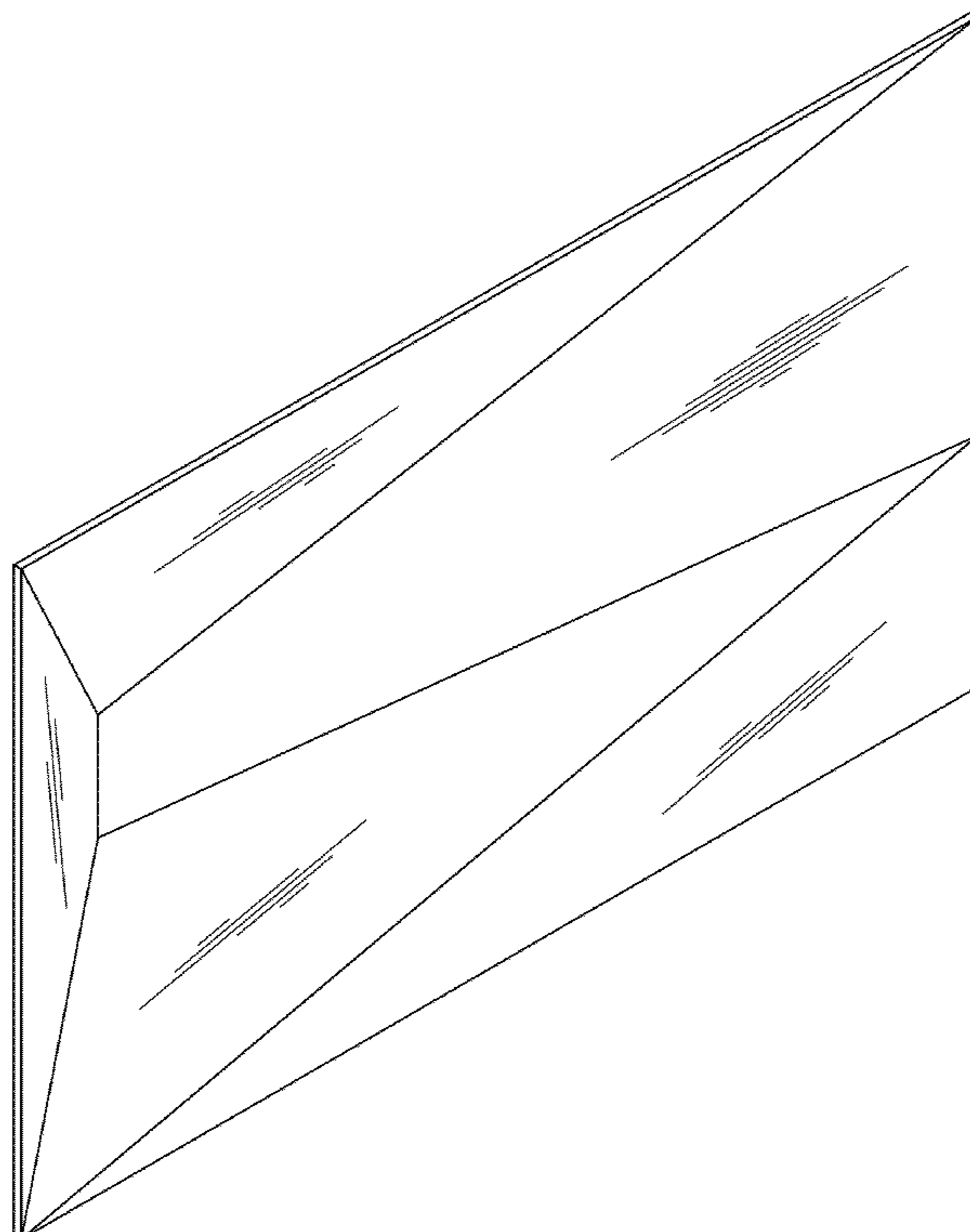
(57) **CLAIM**

The ornamental design for a panel for kimchi refrigerator, as shown and described.

DESCRIPTION

FIG. 1 is a perspective view of a panel for kimchi refrigerator showing the claimed design;
FIG. 2 is a front view showing the claimed design;
FIG. 3 is a rear view showing the claimed design;
FIG. 4 is an enlarged left side view showing the claimed design;
FIG. 5 is an enlarged right side view showing the claimed design;
FIG. 6 is an enlarged top plan view showing the claimed design; and,
FIG. 7 is an enlarged bottom plan view showing the claimed design.

1 Claim, 7 Drawing Sheets



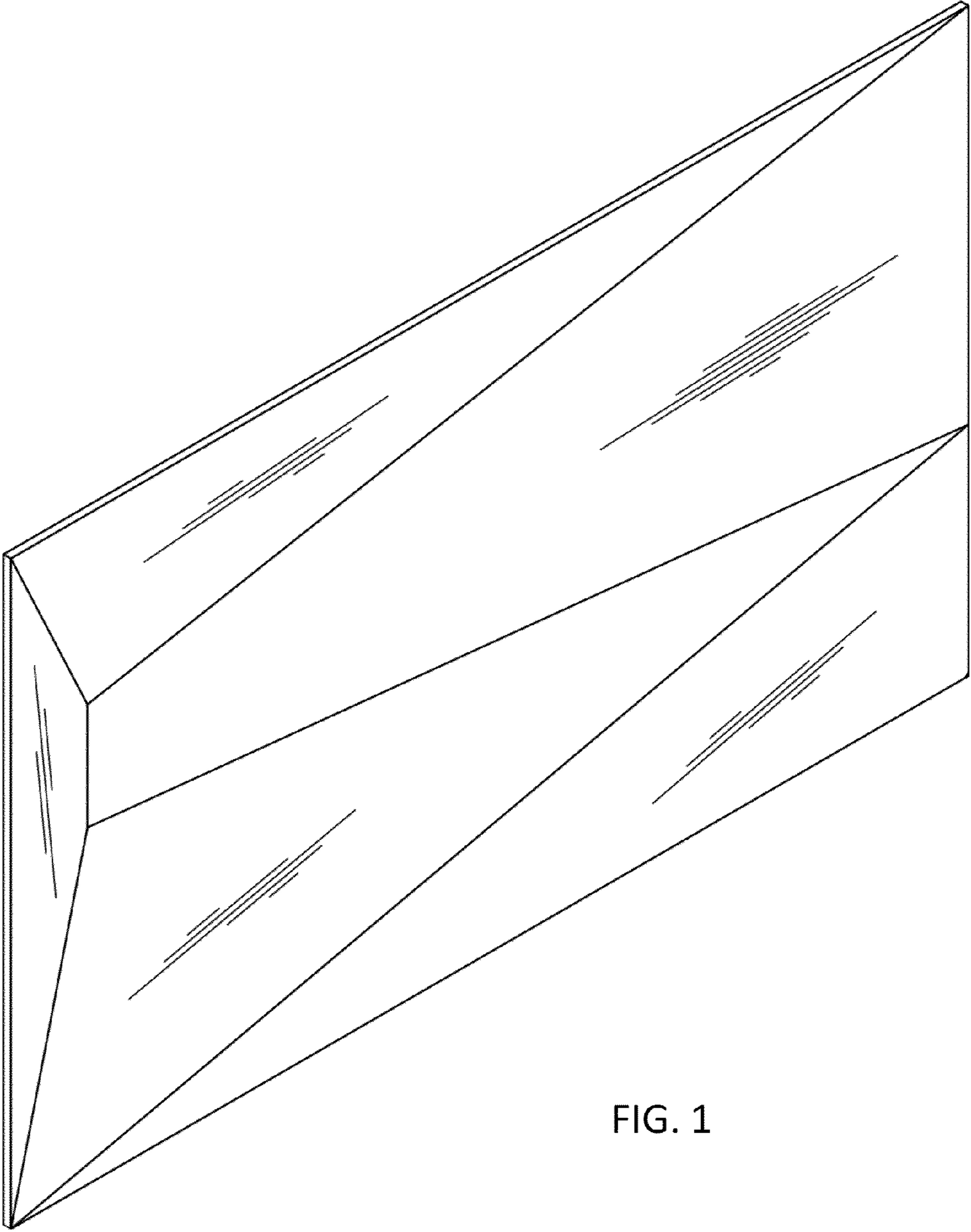


FIG. 1

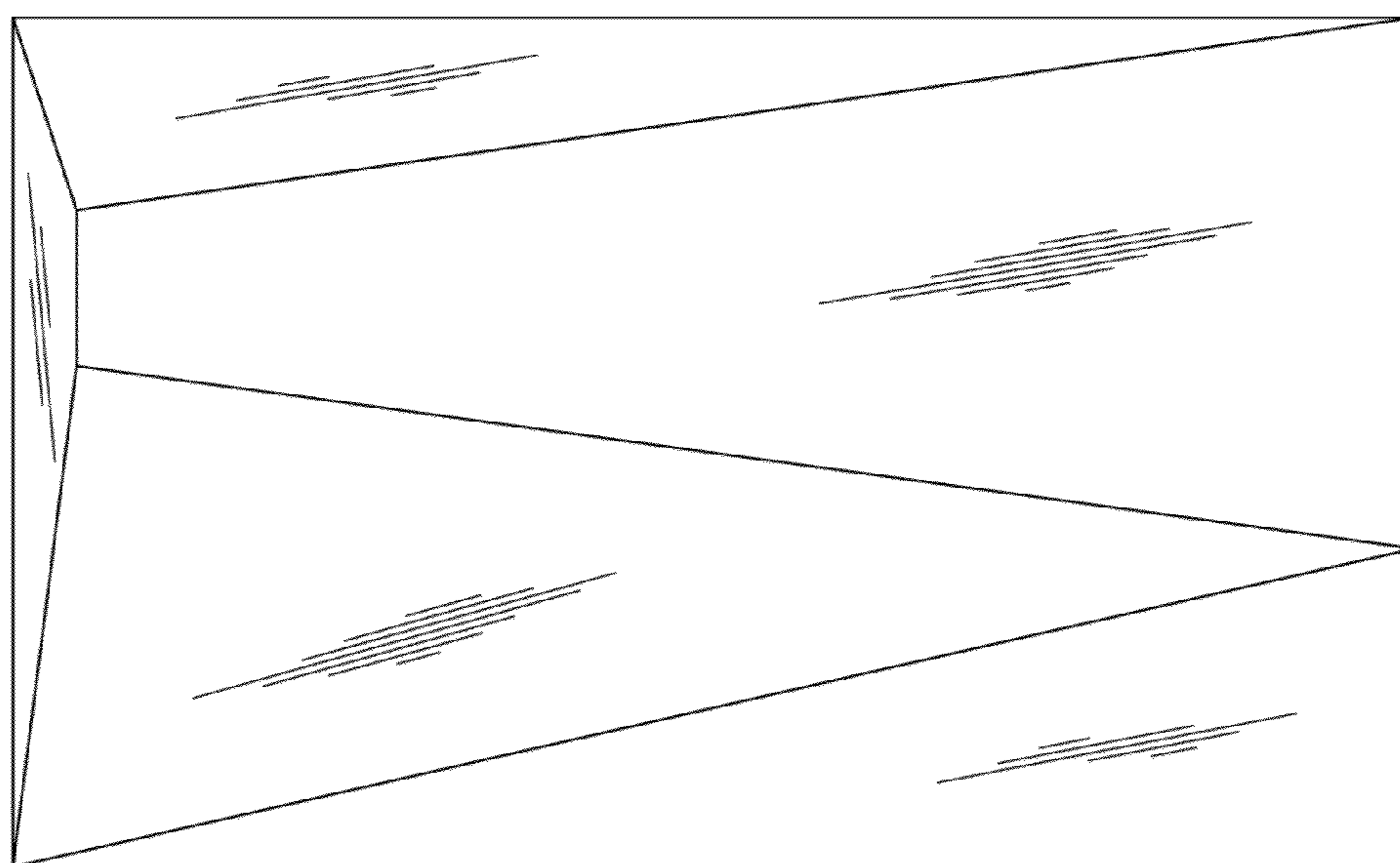


FIG. 2



FIG. 3




FIG. 4




FIG. 5



FIG. 6



FIG. 7