

US00D696308S

(12) **United States Design Patent**  
**Kim**

(10) **Patent No.:** **US D696,308 S**

(45) **Date of Patent:** **\*\* Dec. 24, 2013**

(54) **PANEL FOR REFRIGERATOR**

(75) Inventor: **Yun-Jung Kim**, Seoul (KR)

(73) Assignee: **LG Hausys, Ltd.**, Seoul (KR)

(\*\*) Term: **14 Years**

(21) Appl. No.: **29/427,319**

(22) Filed: **Jul. 17, 2012**

(30) **Foreign Application Priority Data**

Feb. 3, 2012 (KR) ..... 30-2012-0005224

(51) **LOC (9) Cl.** ..... **15-07**

(52) **U.S. Cl.**  
USPC ..... **D15/91**

(58) **Field of Classification Search**  
USPC ..... D15/79-89, 91; 312/138.1, 139.2, 236,  
312/114-119, 401-408; 62/252, 440-449,  
62/246; D6/703, 703.3  
See application file for complete search history.

(56) **References Cited**

**U.S. PATENT DOCUMENTS**

D112,778 S \* 1/1939 Kruck ..... D15/88  
D132,881 S \* 6/1942 Schmidt ..... D15/87  
D132,883 S \* 6/1942 Schmidt ..... D15/88  
D207,419 S \* 4/1967 Conde ..... D15/91

D281,327 S \* 11/1985 Pota ..... D15/81  
D335,982 S \* 6/1993 Brandon ..... D6/492  
D429,924 S \* 8/2000 Sandy ..... D6/492  
D435,568 S \* 12/2000 De Sa Cavalcanti et al. .. D15/91  
D490,255 S \* 5/2004 Brandon ..... D6/492  
D672,585 S \* 12/2012 Bey et al. .... D6/703

\* cited by examiner

*Primary Examiner* — Mitchell Siegel

(74) *Attorney, Agent, or Firm* — Nath, Goldberg & Meyer;  
Jerald L. Meyer; Scott Langford


(57) **CLAIM**

The ornamental design for a panel for refrigerator, as shown and described.

**DESCRIPTION**

FIG. 1 is a perspective view of a panel for refrigerator showing the claimed design;  
FIG. 2 is a front view showing the claimed design;  
FIG. 3 is a rear view showing the claimed design;  
FIG. 4 is a left side view showing the claimed design;  
FIG. 5 is a right side view showing the claimed design;  
FIG. 6 is an enlarged top plan view showing the claimed design; and,  
FIG. 7 is an enlarged bottom plan view showing the claimed design.

**1 Claim, 7 Drawing Sheets**



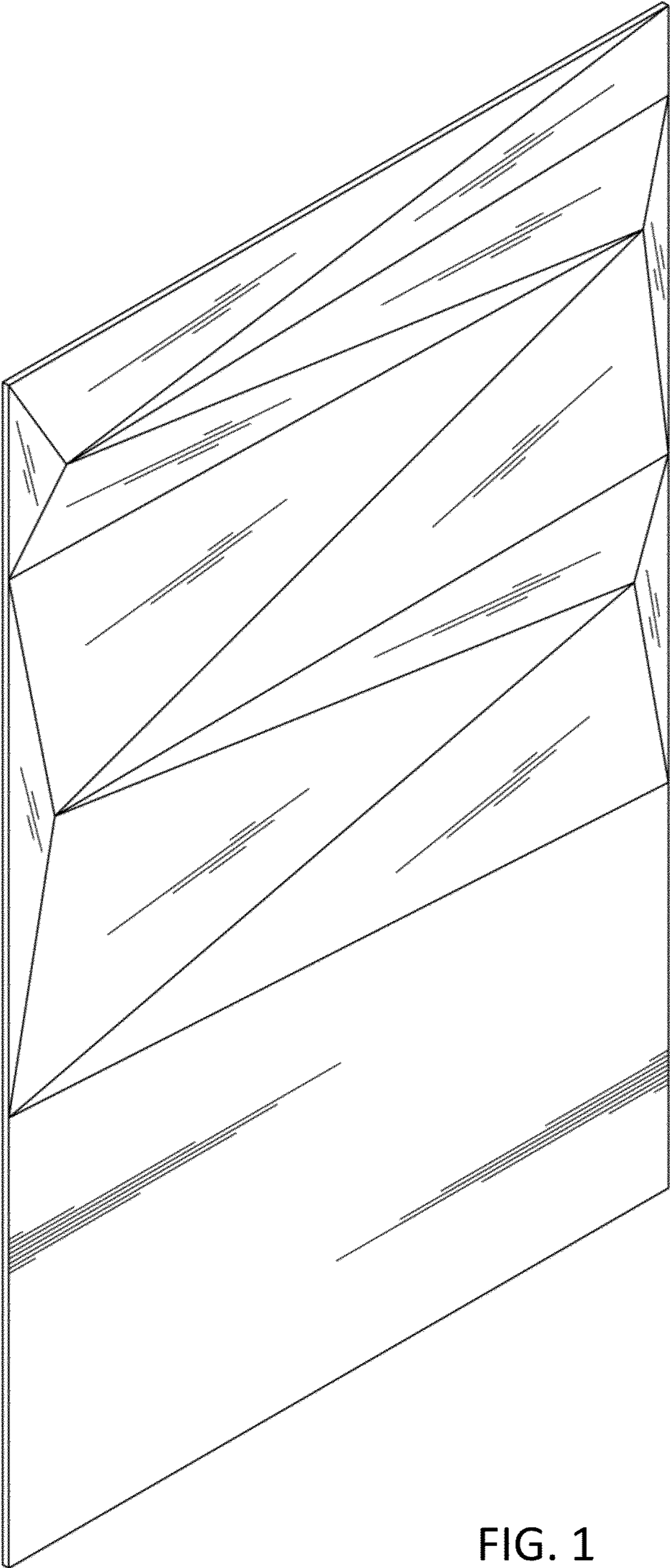


FIG. 1

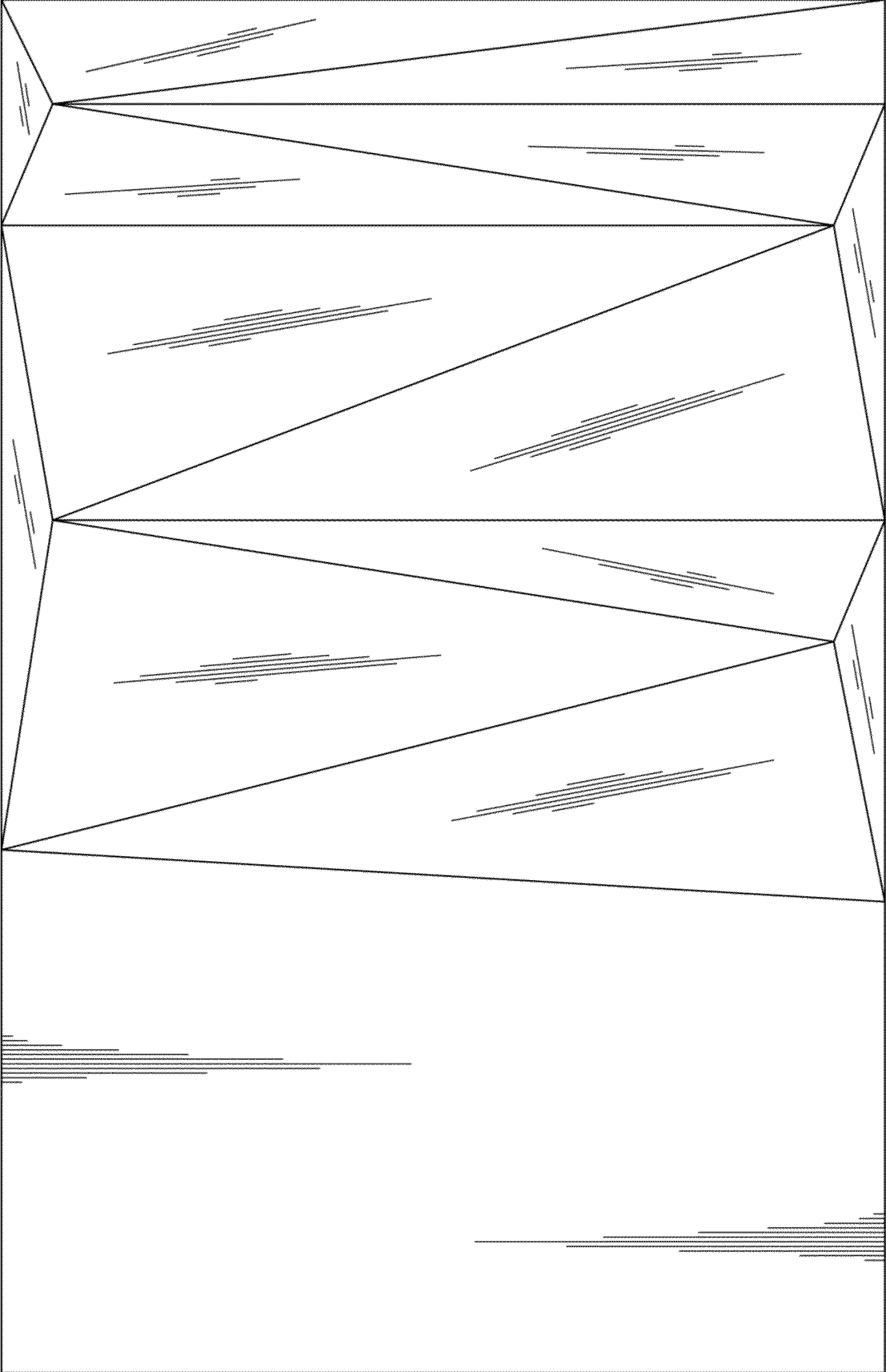


FIG. 2




FIG. 3

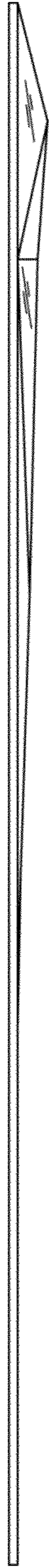


FIG. 4



FIG. 5




FIG. 6




FIG. 7