



US00D696302S

(12) **United States Design Patent**
Shimomura et al.

(10) **Patent No.:** **US D696,302 S**
(45) **Date of Patent:** **** Dec. 24, 2013**

(54) **PORTION OF A TRACTOR**

(71) Applicant: **Kubota Corporation**, Osaka (JP)

(72) Inventors: **Takashi Shimomura**, Sakai (JP); **Junta Kuwae**, Sakai (JP); **Hisashi Tsukatani**, Sakai (JP)

(73) Assignee: **Kubota Corporation**, Osaka (JP)

(**) Term: **14 Years**

(21) Appl. No.: **29/444,377**

(22) Filed: **Jan. 30, 2013**

(30) **Foreign Application Priority Data**

Jul. 31, 2012 (JP) 2012-018238

(51) **LOC (9) Cl.** **15-03**

(52) **U.S. Cl.**
USPC **D15/28**

(58) **Field of Classification Search**
USPC D15/10, 11, 13-17, 28, 22-26, 31;
D12/173; 56/13.3, 13.4, 15.8, 15.9,
56/320.1; 180/89.1, 89.12, 900, 69.2,
180/68.1, 69.1

See application file for complete search history.

(56) **References Cited**

U.S. PATENT DOCUMENTS

D498,485 S * 11/2004 Kuwae D15/31
D499,750 S * 12/2004 Mistry et al. D15/31

D500,507 S * 1/2005 Mistry et al. D15/31
D605,668 S * 12/2009 Matsumoto et al. D15/23
D605,669 S * 12/2009 Matsumoto et al. D15/31
D622,295 S * 8/2010 Ryczek et al. D15/31
D641,027 S * 7/2011 Kawashiri et al. D15/23
D655,318 S * 3/2012 Hagele et al. D15/31
D655,319 S * 3/2012 Hagele et al. D15/31

* cited by examiner

Primary Examiner — Mark Goodwin

(74) *Attorney, Agent, or Firm* — The Webb Law Firm

(57) **CLAIM**


The ornamental design for a portion of a tractor, as shown and described.

DESCRIPTION

FIG. 1 is a right side view of a portion of a tractor showing our new design;
FIG. 2 is a left side view thereof;
FIG. 3 is a front view thereof;
FIG. 4 is an upper right front perspective view thereof;
FIG. 5 is an enlarged front view thereof; and,
FIG. 6 is an enlarged upper right front perspective view thereof.

The portions of FIGS. 1-6 shown in coarse dot pattern and outlined in dashed lines form no part of the claimed design. A bottom view is omitted because it is plain and unornamental and forms no part of the subject matter of the claimed design.

1 Claim, 6 Drawing Sheets






FIG. 1




FIG. 2




FIG. 3




FIG. 4




FIG. 5




FIG. 6