



US00D696212S

(12) **United States Design Patent**
Chen

(10) **Patent No.:** **US D696,212 S**

(45) **Date of Patent:** **** Dec. 24, 2013**

(54) **DISPLAY**

(75) **Inventor:** **Szu-Yin Chen**, New Taipei (TW)

(73) **Assignee:** **Top Victory Investments Ltd.**, Harbour (HK)

(**) **Term:** **14 Years**

(21) **Appl. No.:** **29/404,127**

(22) **Filed:** **Oct. 17, 2011**

(51) **LOC (9) Cl.** **14-03**

(52) **U.S. Cl.**
USPC **D14/126**

(58) **Field of Classification Search**
USPC D14/125-134, 239, 371, 136, 374-377,
D14/440, 450, 448, 336, 342, 159; 312/7.2;
348/836, 838, 180, 184, 325, 739;
341/12; 248/917-924, 465; 345/104,
345/133, 156, 168, 87, 173; 720/605, 669,
720/600, 655; 369/99, 197; D21/329, 515,
D21/577, 622, 333, 433, 448, 452, 450,
D21/331; D6/477, 479, 300-310;
273/148 B; 446/484, 175, 356; D10/15,
D10/26

See application file for complete search history.

(56) **References Cited**

U.S. PATENT DOCUMENTS

D623,155 S * 9/2010 Kim et al. D14/126
D623,618 S * 9/2010 Yoshida D14/126

D642,147 S * 7/2011 Won et al. D14/126
D642,148 S * 7/2011 Kwon et al. D14/126
D643,003 S * 8/2011 Ryu et al. D14/126
D643,392 S * 8/2011 Ryu et al. D14/126
D643,823 S * 8/2011 Kim et al. D14/126
D656,915 S * 4/2012 Hwangbo et al. D14/126
D658,612 S * 5/2012 Won et al. D14/126
D665,369 S * 8/2012 Kim et al. D14/126
D666,165 S * 8/2012 Kim et al. D14/126
D668,237 S * 10/2012 Chino et al. D14/126
D669,870 S * 10/2012 Kim et al. D14/126
D670,665 S * 11/2012 Jung et al. D14/126
D680,506 S * 4/2013 Lim et al. D14/126

* cited by examiner

Primary Examiner — Raphael Barkai

(74) *Attorney, Agent, or Firm* — Alan Kamrath; Kamrath IP Lawfirm, P.A.

(57) **CLAIM**

The ornamental design for display, as shown and described.

DESCRIPTION

FIG. 1 is a perspective view of a display showing our new design;

FIG. 2 is a front side elevational view thereof;

FIG. 3 is a rear side elevational view thereof;

FIG. 4 is a left elevational view thereof;

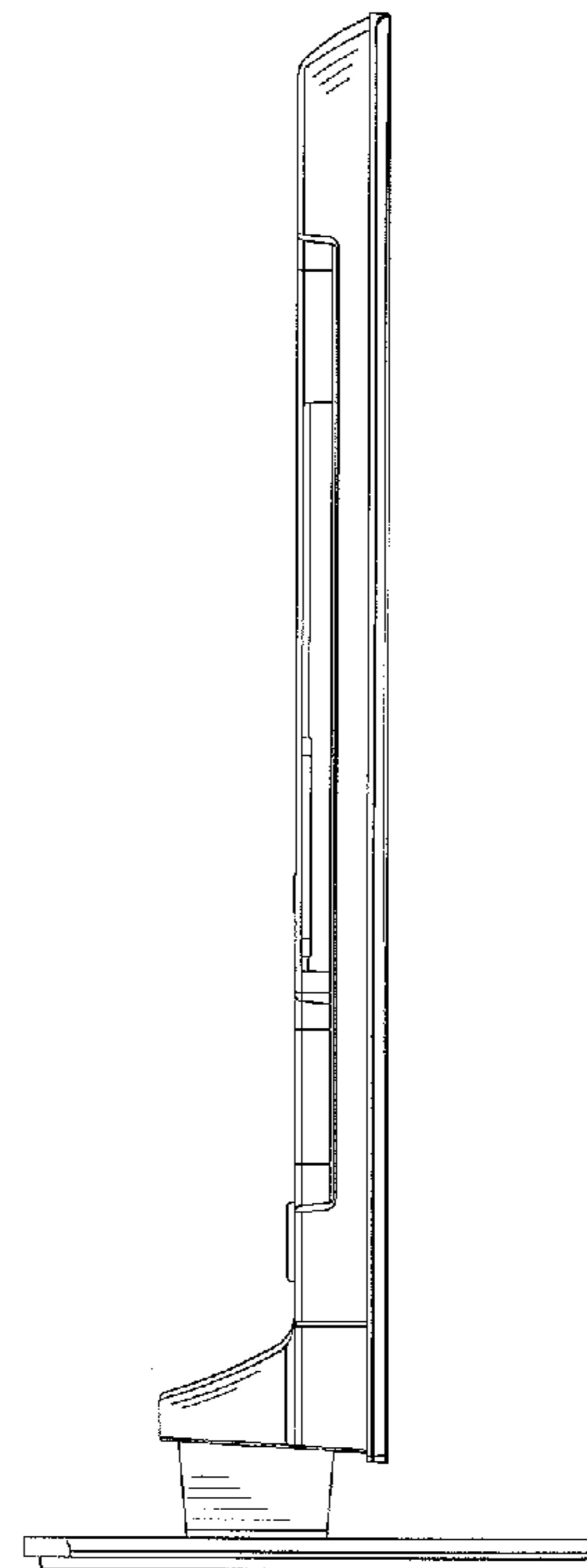

FIG. 5 is a right elevational view thereof;

FIG. 6 is a top plan view thereof;

FIG. 7 is a bottom plan view thereof; and,

FIG. 8 is a rear perspective view thereof.

1 Claim, 8 Drawing Sheets



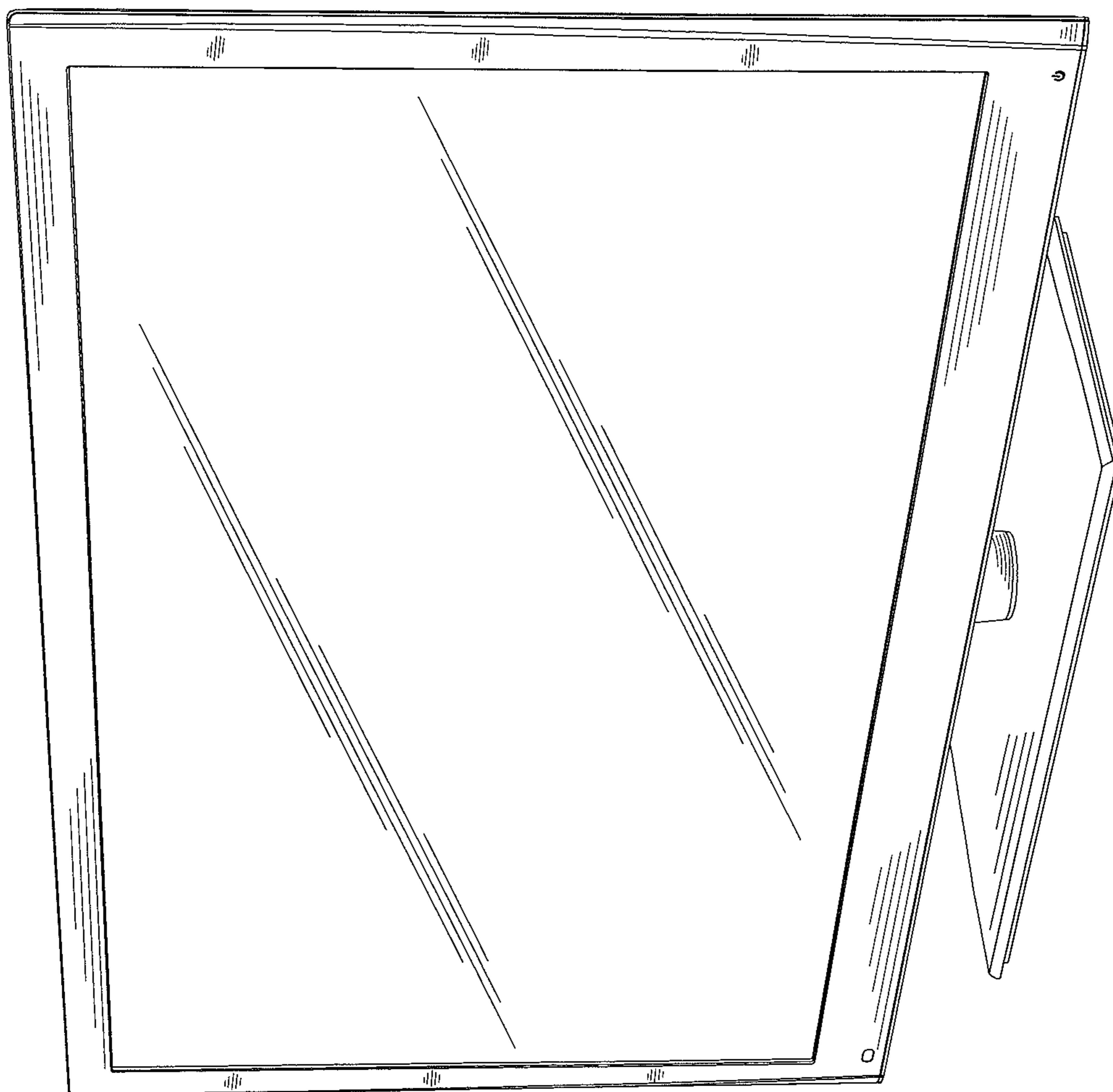


FIG. 1

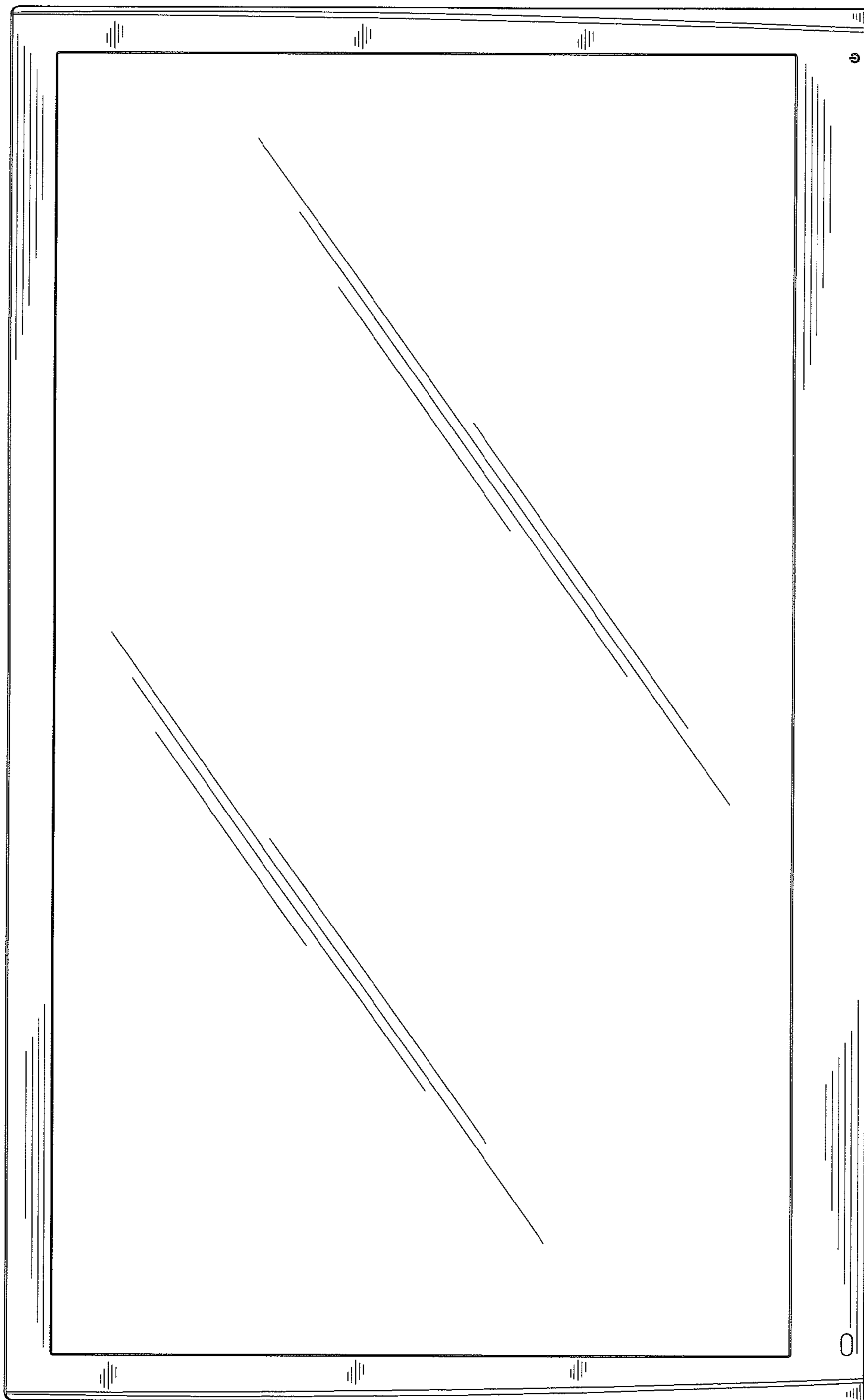


FIG. 2

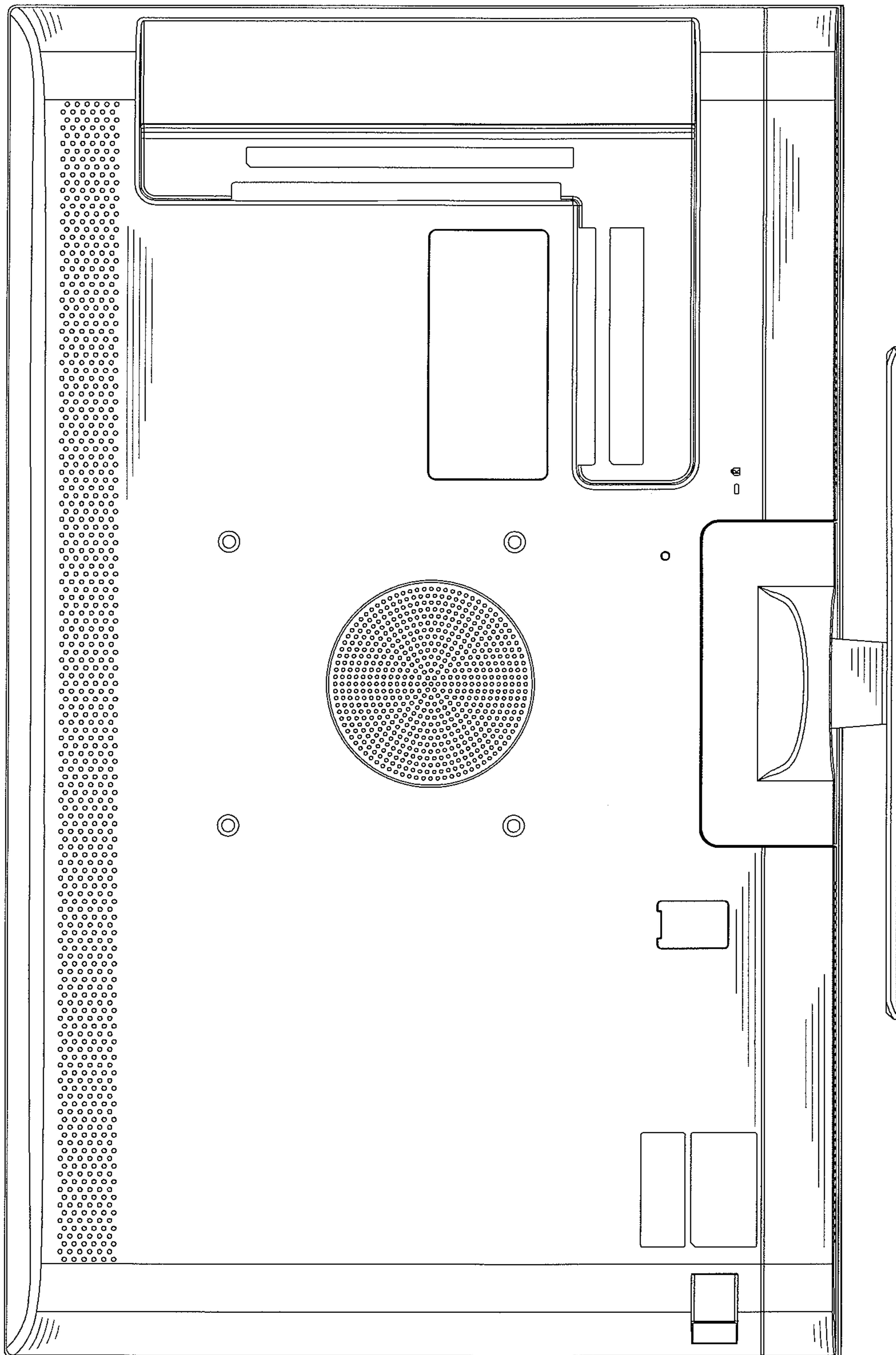


FIG. 3

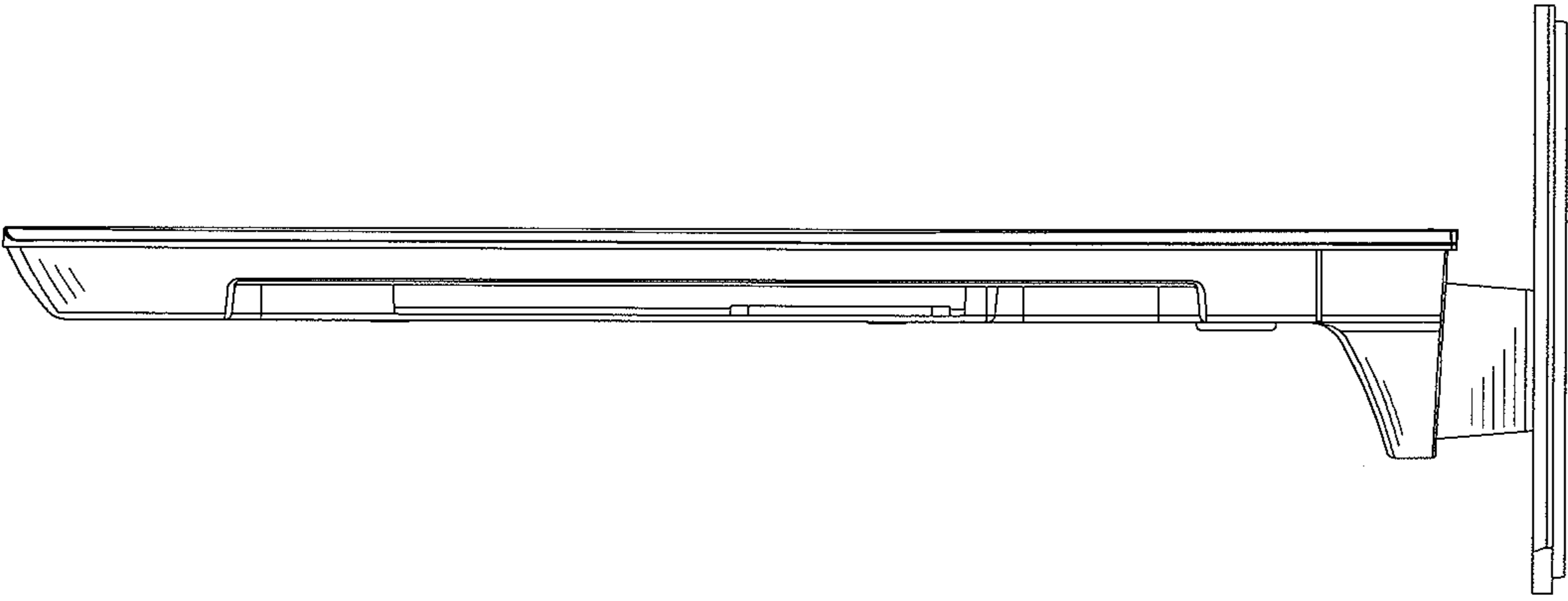


FIG. 4




FIG. 5

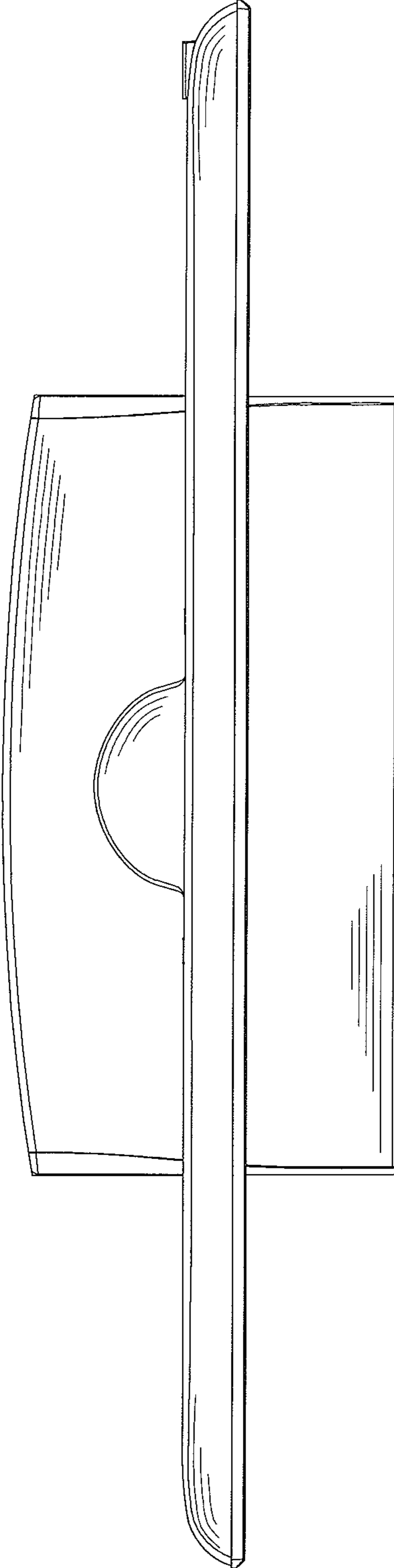


FIG. 6




FIG. 7

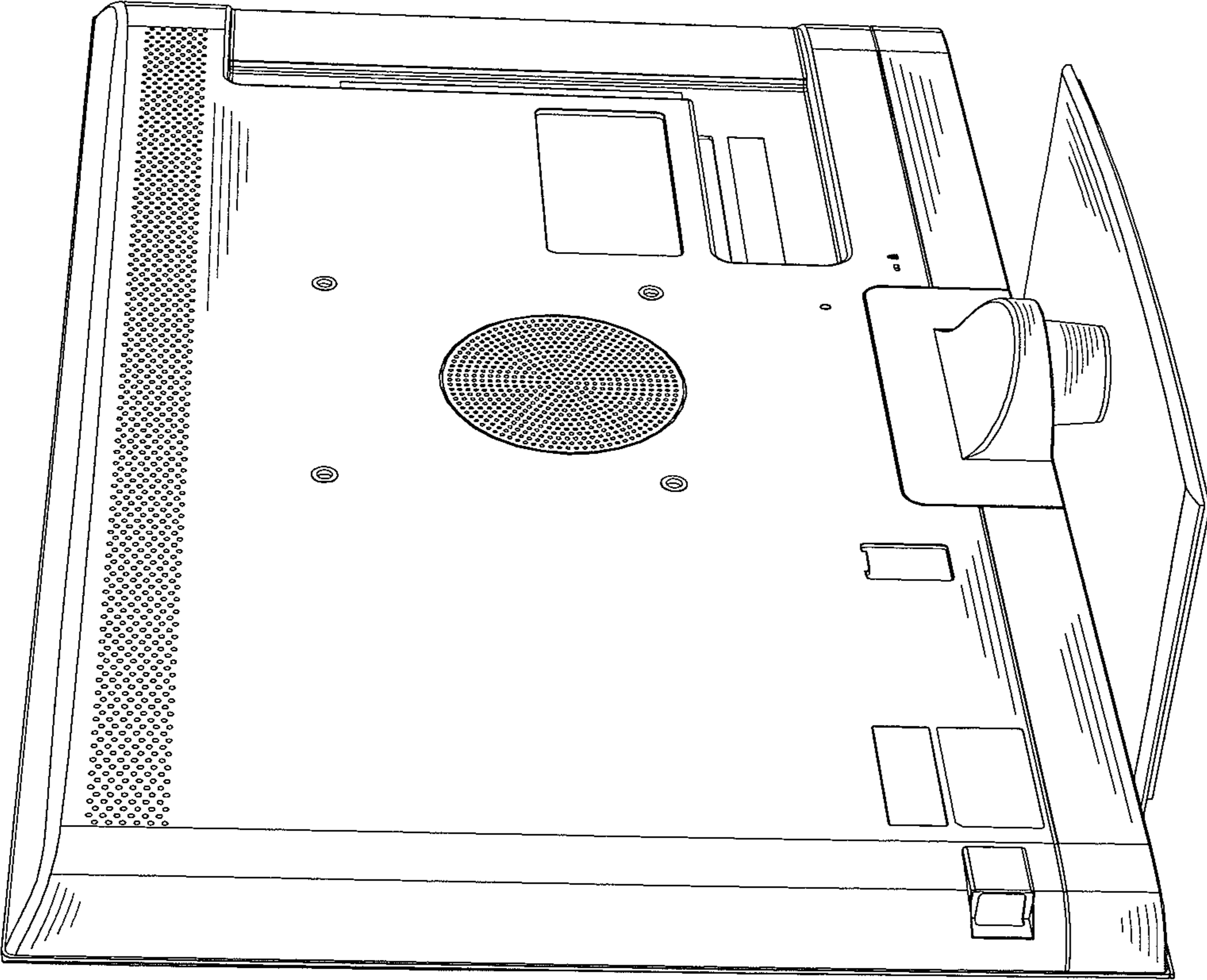


FIG. 8