



US00D696202S

(12) **United States Design Patent**  
**Kettern et al.**

(10) **Patent No.:** **US D696,202 S**  
(45) **Date of Patent:** **\*\* Dec. 24, 2013**

(54) **LOCK AND RELEASE AID FOR AN ELECTRICAL CONNECTOR**

(75) Inventors: **Markus Kettern**, Lemgo (DE);  
**Alexander Bender**, Lemgo (DE)

(73) Assignee: **Phoenix Contact GmbH & Co. KG**,  
Blomberg (DE)

(\*\*) Term: **14 Years**

(21) Appl. No.: **29/402,399**

(22) Filed: **Sep. 23, 2011**

(30) **Foreign Application Priority Data**

Mar. 25, 2011 (EM) ..... 001841099

(51) **LOC (9) Cl.** ..... **13-03**

(52) **U.S. Cl.**  
USPC ..... **D13/154**

(58) **Field of Classification Search**  
USPC ..... D13/133, 146, 147, 149, 154, 184, 199;  
439/130, 133-135, 147, 152-153, 155,  
439/180, 246-249, 252, 258, 476.1, 892,  
439/894

See application file for complete search history.

(56) **References Cited**

**U.S. PATENT DOCUMENTS**

D315,720 S \* 3/1991 Freehauf ..... D13/154  
5,474,461 A 12/1995 Saito et al.  
D459,702 S 7/2002 Watanabe  
D471,876 S \* 3/2003 Jaag ..... D13/154  
D500,989 S 1/2005 Stadler  
D505,921 S 6/2005 Ma  
D509,476 S 9/2005 Ma et al.  
D533,509 S 12/2006 Wu  
D575,230 S 8/2008 Bishop et al.

D622,670 S \* 8/2010 Otasu et al. .... D13/154  
D625,270 S 10/2010 Schafmeister  
D627,740 S \* 11/2010 Wu et al. .... D13/154  
D637,965 S 5/2011 Canning  
D637,971 S 5/2011 Canning  
D637,973 S 5/2011 Canning  
D637,975 S 5/2011 Canning  
D641,324 S \* 7/2011 Svelnis et al. .... D13/154  
D671,500 S \* 11/2012 Kettern et al. .... D13/149  
D671,897 S \* 12/2012 Kettern et al. .... D13/149  
D675,577 S \* 2/2013 Dicaire et al. .... D13/154

**OTHER PUBLICATIONS**

Copending U.S. Appl. No. 29/402,417, filed Sep. 23, 2011, entitled  
“Lock and Release Aid for an Electrical Connector”.  
Copending U.S. Appl. No. 29/402,418, filed Sep. 23, 2011, entitled  
“Electrical Connector With a Lock and Release Aid”.  
Copending U.S. Appl. No. 29/402,420, filed Sep. 23, 2011, entitled  
“Electrical Connector With a Lock and Release Aid”.

\* cited by examiner

*Primary Examiner* — Daniel Bui  
(74) *Attorney, Agent, or Firm* — Leydig, Voit & Mayer, Ltd.

(57) **CLAIM**

The ornamental design for a lock and release aid for an electrical connector, as shown and described.

**DESCRIPTION**

FIG. 1 is a top, front, and right side perspective view of a lock and release aid for an electrical connector showing our new design;

FIG. 2 is a top plan view thereof;

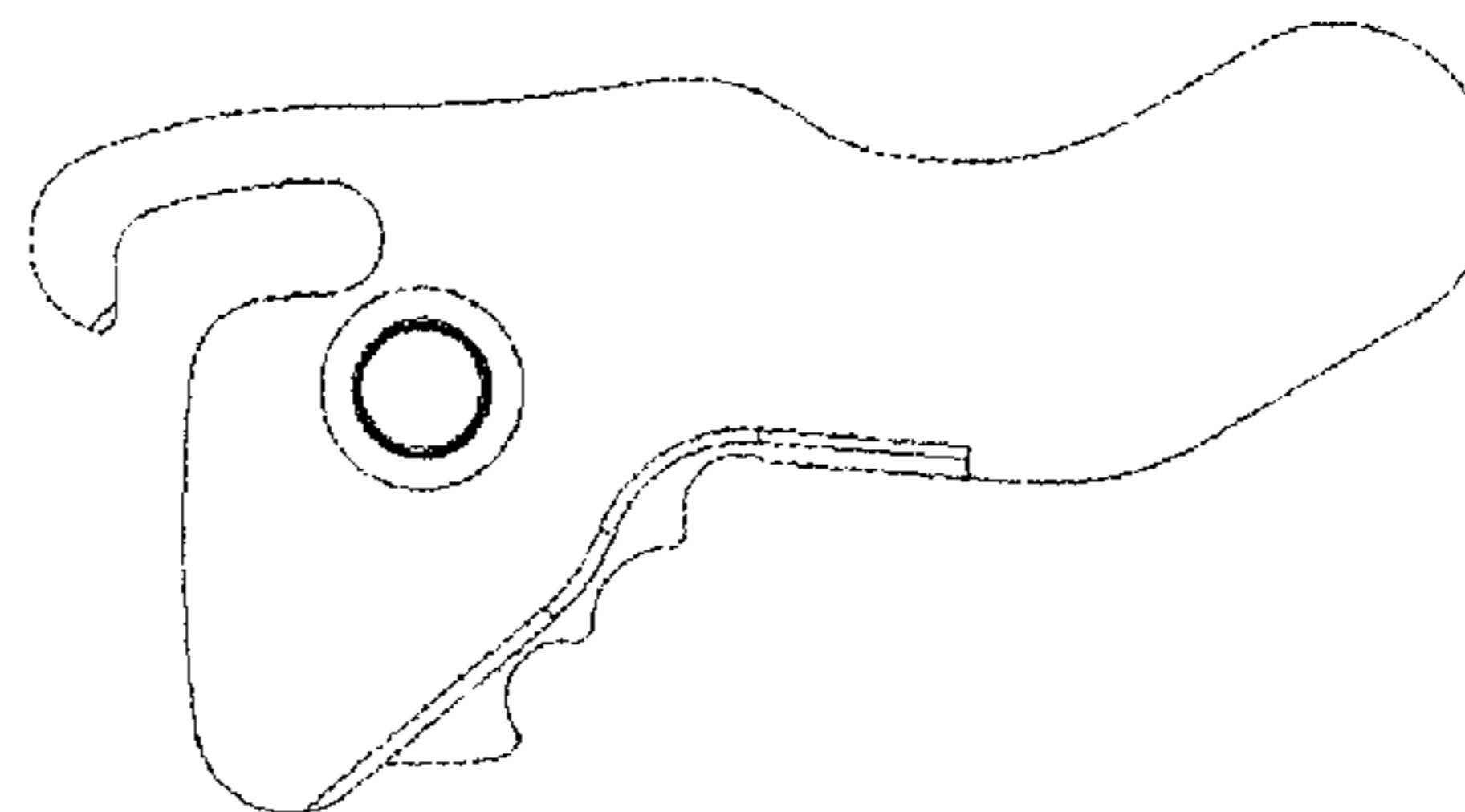
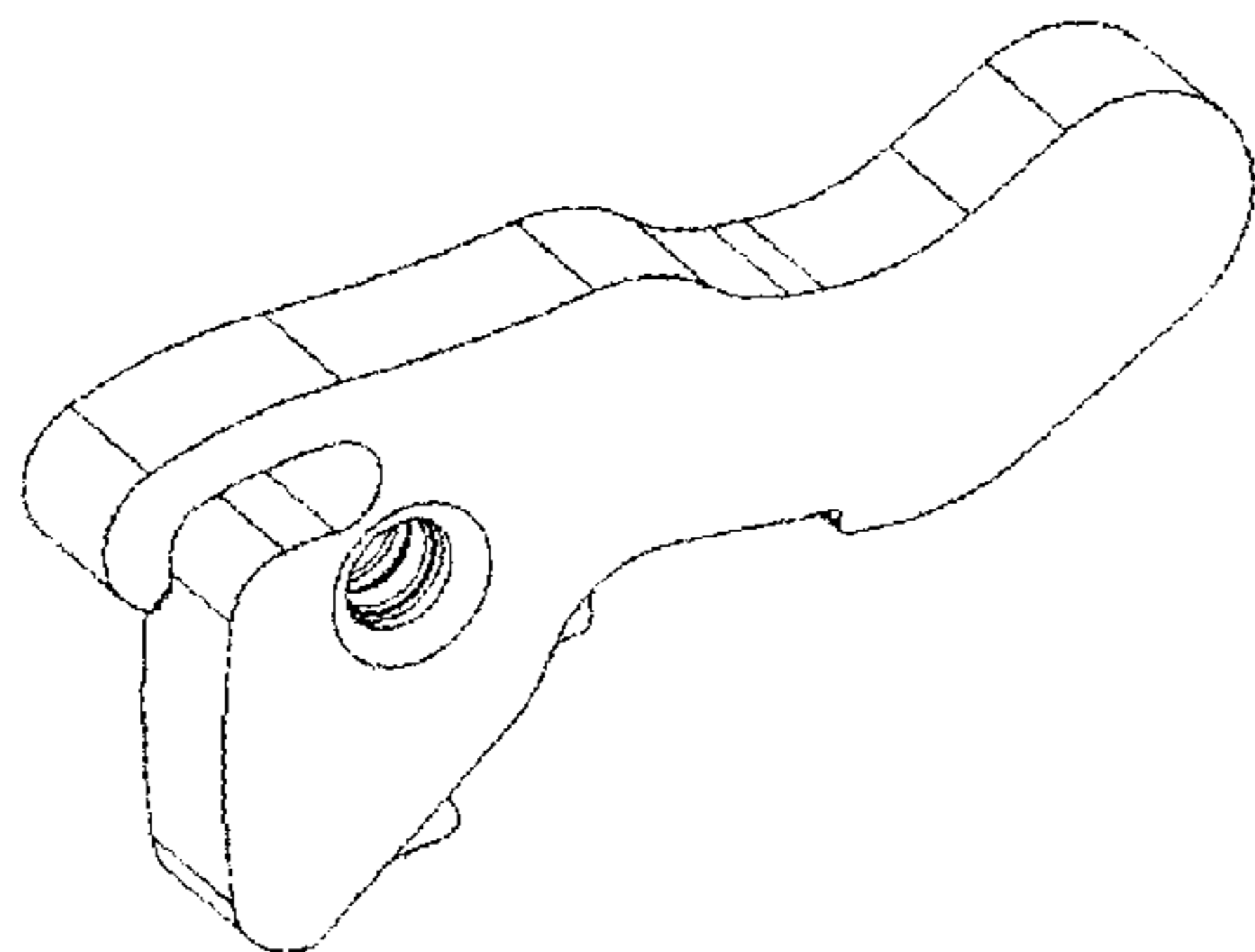
FIG. 3 is a right side elevational view thereof, the left side view being a mirror image of the right side view;

FIG. 4 is a rear elevational view thereof;

FIG. 5 is a front elevational view thereof; and,

FIG. 6 is a bottom plan view thereof.

**1 Claim, 2 Drawing Sheets**



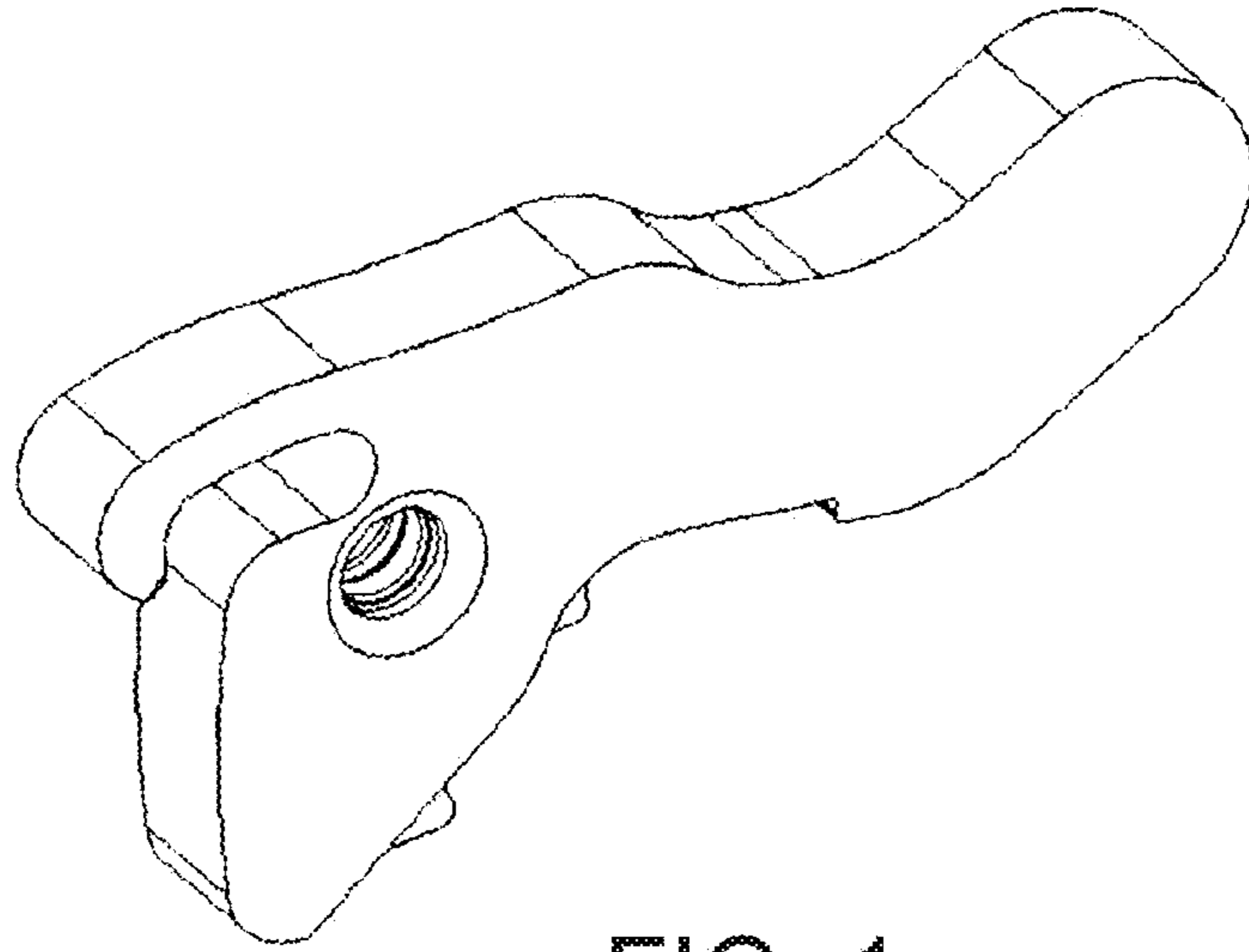


FIG. 1



FIG. 2

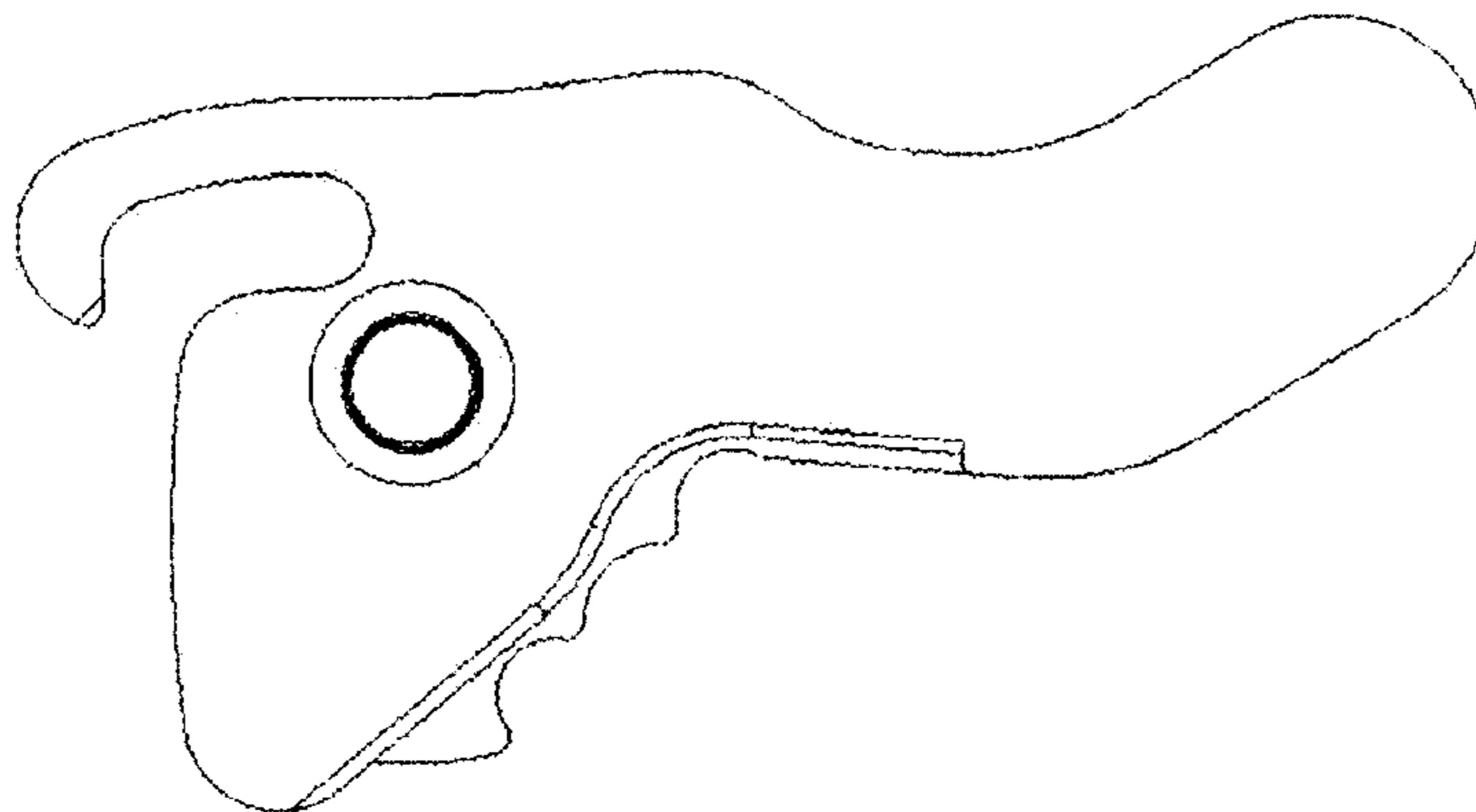


FIG. 3

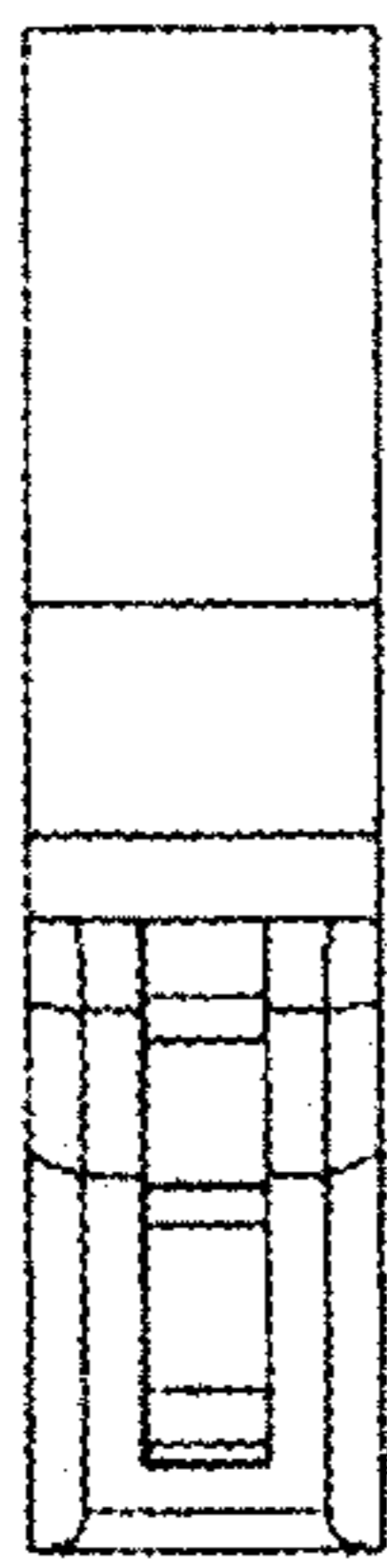


FIG. 4



FIG. 5

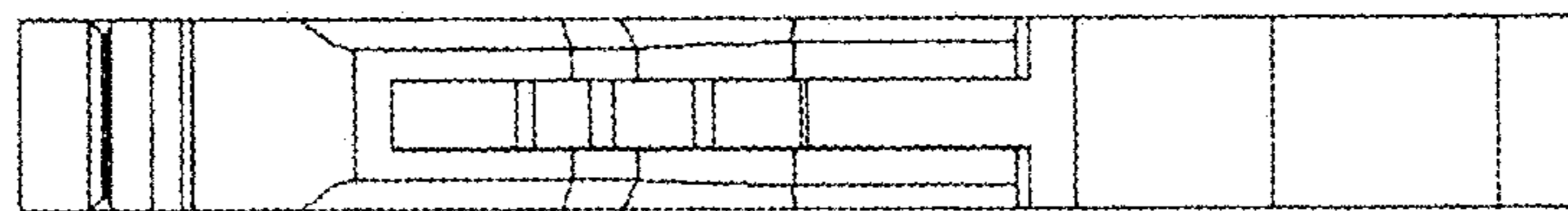


FIG. 6