

US00D696177S

(12) **United States Design Patent**  
**Juergens et al.**

(10) **Patent No.:** **US D696,177 S**

(45) **Date of Patent:** **\*\* Dec. 24, 2013**

(54) **VEHICLE WHEEL**

(71) Applicant: **Bayerische Motoren Werke Aktiengesellschaft, Munich (DE)**

(72) Inventors: **Dirk Juergens, Munich (DE); Rainer Mueller, Munich (DE); Stephan Baum, Olching (DE)**

(73) Assignee: **Bayerische Motoren Werke Aktiengesellschaft, Munich (DE)**

(\*\*) Term: **14 Years**

(21) Appl. No.: **29/450,376**

(22) Filed: **Mar. 18, 2013**

(30) **Foreign Application Priority Data**

Sep. 20, 2012 (DE) ..... 40 2012 100 806

(51) **LOC (9) Cl.** ..... **12-16**

(52) **U.S. Cl.**  
USPC ..... **D12/209**

(58) **Field of Classification Search**  
USPC ..... D12/204-213; 301/37.101, 64.101, 65, 301/64.201

See application file for complete search history.

(56) **References Cited**

**U.S. PATENT DOCUMENTS**

D500,726 S *	1/2005	Hettler	.....	D12/211
D516,991 S *	3/2006	Guevara	.....	D12/211
D525,932 S *	8/2006	Hettler	.....	D12/211
D535,603 S *	1/2007	Guevara	.....	D12/209
D558,117 S *	12/2007	Baum et al.	.....	D12/211
D579,846 S *	11/2008	Chung	.....	D12/209

D620,418 S *	7/2010	Borkert	.....	D12/209
D621,770 S	8/2010	Pollmann		
D630,564 S	1/2011	Baum		
D635,499 S	4/2011	Nissl		
D643,794 S *	8/2011	Elmitt	.....	D12/211
D647,449 S *	10/2011	Gotschke	.....	D12/209
D655,659 S *	3/2012	Schweizer	.....	D12/209
D663,670 S	7/2012	Juergens et al.		
D667,768 S *	9/2012	Elmitt	.....	D12/209
D673,492 S *	1/2013	Muller	.....	D12/209

**FOREIGN PATENT DOCUMENTS**

EM	000010442-0002	7/2003
EM	001658154-0002	5/2010
EM	001714668-0002	1/2011
EM	001754953-0004	1/2011
EM	001908807-0007	8/2011

\* cited by examiner

*Primary Examiner* — Stacia Cadmus

(74) *Attorney, Agent, or Firm* — Crowell & Moring LLP

(57) **CLAIM**

The ornamental design for a vehicle wheel, as shown and described.

**DESCRIPTION**

FIG. 1 is a perspective view of a vehicle wheel according to the design;  
FIG. 2 is an additional perspective view thereof;  
FIG. 3 is an additional perspective view thereof;  
FIG. 4 is a front view thereof;  
FIG. 5 is a rear view thereof in a lighter gray scale, representing environmental features that form no part of the claimed design; and,  
FIG. 6 is a side view thereof.

**1 Claim, 6 Drawing Sheets**








Fig. 1





Fig. 2





Fig. 3





Fig. 4




Fig. 5






Fig. 6