

US00D696154S

(12) **United States Design Patent**
McGinnis

(10) **Patent No.:** **US D696,154 S**

(45) **Date of Patent:** **** Dec. 24, 2013**

(54) **ZIPPER PULLER**

(71) Applicant: **Yvonne McGinnis**, Chicago, IL (US)

(72) Inventor: **Yvonne McGinnis**, Chicago, IL (US)

(**) Term: **14 Years**

(21) Appl. No.: **29/446,174**

(22) Filed: **Feb. 21, 2013**

(51) **LOC (9) Cl.** **02-07**

(52) **U.S. Cl.**
USPC **D11/221; D2/642**

(58) **Field of Classification Search**
USPC D11/200, 201, 221; 24/381–383,
24/385–387, 414–417, 421–422, 427–431,
24/433; 2/265; D2/641, 642; 294/3.6;
223/118

See application file for complete search history.

(56) **References Cited**

U.S. PATENT DOCUMENTS

D84,620 S * 7/1931 Bradley D2/642
3,017,680 A * 1/1962 Duncan 294/3.6
3,310,853 A * 3/1967 Winn 294/3.6
D207,628 S * 5/1967 Zern et al. D11/221

3,501,073 A * 3/1970 Breithor 223/118
D296,882 S * 7/1988 Lopez D11/221
D349,030 S * 7/1994 Chatterton et al. D8/307
D362,830 S * 10/1995 Maggard D11/221
D406,685 S 3/1999 McGinnis
D435,328 S * 12/2000 Harris et al. D2/641
D685,351 S * 7/2013 Morimoto D14/223

* cited by examiner

Primary Examiner — Ralf Seifert

(74) *Attorney, Agent, or Firm* — Miller, Matthias & Hull
LLP

(57) **CLAIM**

The ornamental design for a zipper puller, as shown and
described.

DESCRIPTION

FIG. 1 is a perspective view of a zipper puller showing my
new design;

FIG. 2 is a front view thereof;

FIG. 3 is a left side view thereof;

FIG. 4 is a right side view thereof;

FIG. 5 is a rear view thereof;

FIG. 6 is a top view thereof; and,

FIG. 7 is a bottom view thereof.

1 Claim, 2 Drawing Sheets



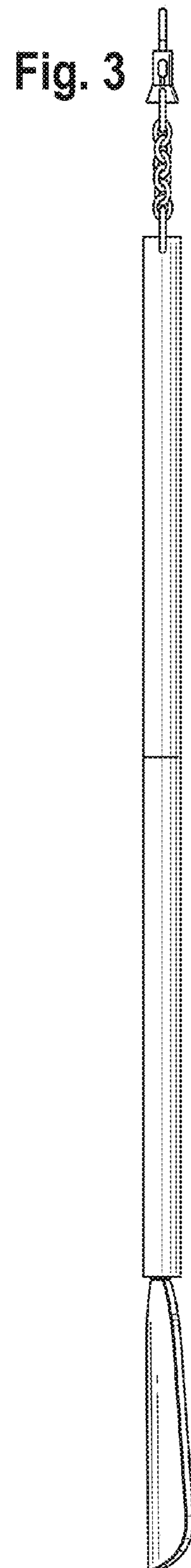
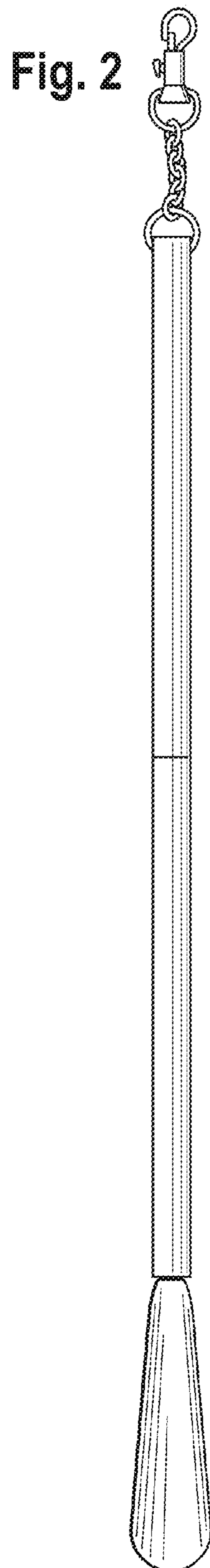
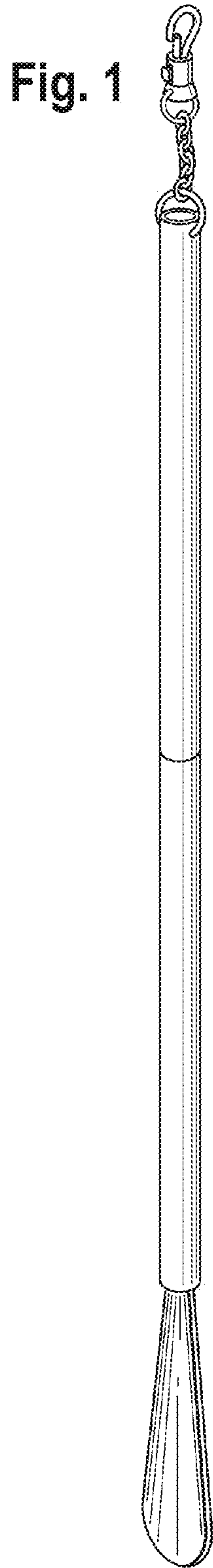


Fig. 4




Fig. 5

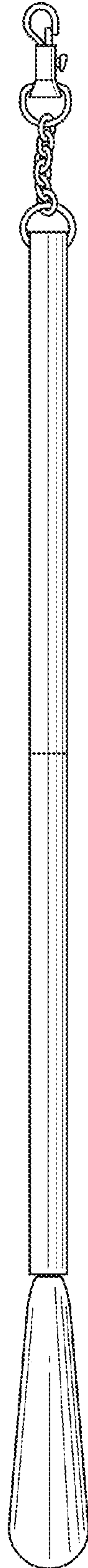


Fig. 6



Fig. 7

