



US00D696144S

(12) **United States Design Patent**
Akana et al.

(10) **Patent No.:** **US D696,144 S**
(45) **Date of Patent:** **** Dec. 24, 2013**

(54) **CORDS AND PACKAGING**

(71) Applicant: **Apple Inc.**, Cupertino, CA (US)

(72) Inventors: **Jody Akana**, San Francisco, CA (US);
Bartley K. Andre, Menlo Park, CA (US);
Shota Aoyagi, San Francisco, CA (US);
Jeremy Bataillou, San Francisco, CA (US);
Daniel J. Coster, San Francisco, CA (US);
Daniele De Iuliis, San Francisco, CA (US);
M. Evans Hankey, San Francisco, CA (US);
Julian Hoenig, San Francisco, CA (US);
Richard P. Howarth, San Francisco, CA (US);
Jonathan P. Ive, San Francisco, CA (US);
Duncan Robert Kerr, San Francisco, CA (US);
Matthew Dean Rohrbach, San Francisco, CA (US);
Peter Russell-Clarke, San Francisco, CA (US);
Mikael Silvanto, San Francisco, CA (US);
Christopher J. Stringer, Woodside, CA (US);
Eugene Antony Whang, San Francisco, CA (US);
Rico Zörkendörfer, San Francisco, CA (US)

(73) Assignee: **Apple Inc.**, Cupertino, CA (US)

(**) Term: **14 Years**

(21) Appl. No.: **29/443,610**

(22) Filed: **Jan. 18, 2013**

Related U.S. Application Data

(63) Continuation of application No. 29/424,276, filed on Jun. 10, 2012.

(51) **LOC (9) Cl.** **09-01**

(52) **U.S. Cl.**
USPC **D9/715**

(58) **Field of Classification Search**
USPC D9/414, 424, 432, 711, 715, 721, 737,
D9/759; D7/553.1, 553.2, 553.5, 554.3,
D7/555; D13/107, 110, 137.4, 153;
D14/240, 251, 253, 432, 433, 434;
174/54, 59, 61, 69, 73.1, 74 R;
439/105, 166, 171-173, 218, 518, 692,

439/956; 206/702, 703, 716, 725, 717,
206/775-778; D24/223, 229; 220/528, 529;
229/120.07, 120.08, 120.06

See application file for complete search history.

(56) **References Cited**

U.S. PATENT DOCUMENTS

2,278,037 A * 3/1942 McIntire 206/396
3,796,304 A * 3/1974 Blais 206/702

(Continued)

OTHER PUBLICATIONS

U.S. Appl. No. 29/408,999, inventors Birgers et al., filed Dec. 19, 2011.

(Continued)

Primary Examiner — Derrick Holland

Assistant Examiner — Lauren Calve

(74) *Attorney, Agent, or Firm* — Sterne, Kessler, Goldstein & Fox P.L.L.C.

(57) **CLAIM**

The ornamental design for a cords and packaging, as shown and described.

DESCRIPTION

FIG. 1 is a top front perspective view of a cords and packaging showing our new design;

FIG. 2 is a top view thereof;

FIG. 3 is a bottom view thereof;

FIG. 4 is a front view thereof;

FIG. 5 is a rear view thereof;



FIG. 6 is a side view thereof;

FIG. 7 is another side view thereof; and,

FIG. 8 is a reference view showing an exploded side view thereof.

The broken lines shown in the exploded view FIG. 8 represent unclaimed subject matter and form no part of the claimed design.

1 Claim, 3 Drawing Sheets



(56)

References Cited

U.S. PATENT DOCUMENTS

3,802,555 A 4/1974 Grasty et al.
 3,850,333 A 11/1974 Reichert
 D237,317 S * 10/1975 Nowakowski D24/229
 D280,290 S 8/1985 Bakus
 4,739,353 A 4/1988 Heuer et al.
 4,878,586 A * 11/1989 Bancroft et al. 211/106
 D324,651 S * 3/1992 Kaneko D9/418
 5,129,514 A * 7/1992 Lilley, Jr. 206/388
 5,139,141 A * 8/1992 Dickie 206/702
 D369,469 S * 5/1996 Gregory D3/319
 D396,956 S * 8/1998 Iversen et al. D3/313
 5,887,749 A * 3/1999 Schommer et al. 220/575
 D440,118 S * 4/2001 Claffy et al. D7/553.1
 6,349,452 B1 * 2/2002 Cisneros 24/306
 D464,875 S * 10/2002 Koppang D9/711
 6,544,051 B1 * 4/2003 Su 439/131
 D478,546 S * 8/2003 Andre et al. D13/110

D492,250 S * 6/2004 Alviar et al. D13/110
 6,871,921 B2 * 3/2005 Ernst 312/348.3
 D504,563 S * 5/2005 Broussard et al. D3/20
 D509,147 S * 9/2005 Selby D9/715
 D519,922 S * 5/2006 Andre et al. D13/110
 D586,753 S * 2/2009 Diamond et al. D13/147
 D590,708 S * 4/2009 Maguire et al. D9/432
 D629,310 S * 12/2010 Tran D9/737
 7,882,600 B2 * 2/2011 Judd 24/115 R
 D646,984 S * 10/2011 Moore et al. D9/737
 8,222,773 B2 * 7/2012 De Iuliis et al. 307/151
 2004/0079579 A1 * 4/2004 Barwacz 181/135
 2007/0051662 A1 * 3/2007 Millar-Sax et al. 206/702

OTHER PUBLICATIONS

U.S. Appl. No. 29/409,740, inventors Birgers et al., filed Dec. 28, 2011.

* cited by examiner




FIG. 1




FIG. 2




FIG. 3



FIG. 4

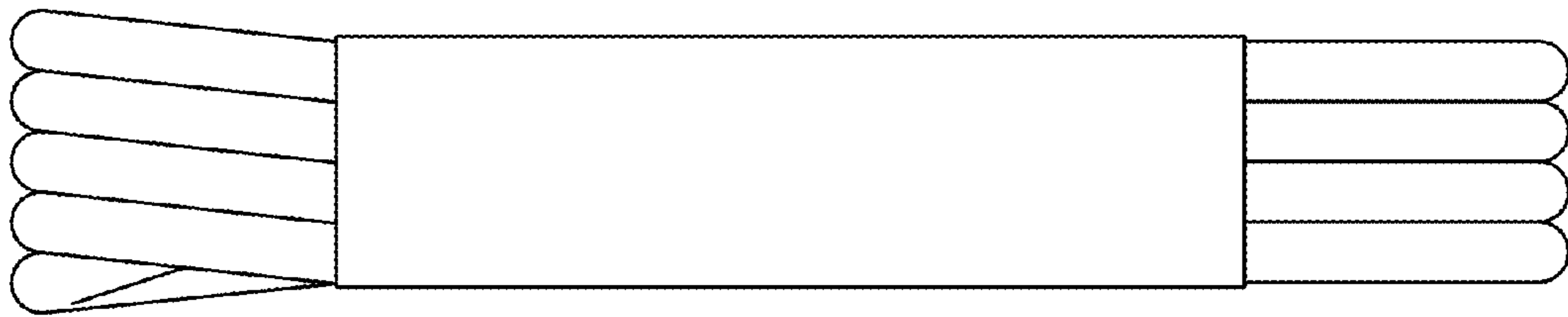


FIG. 5

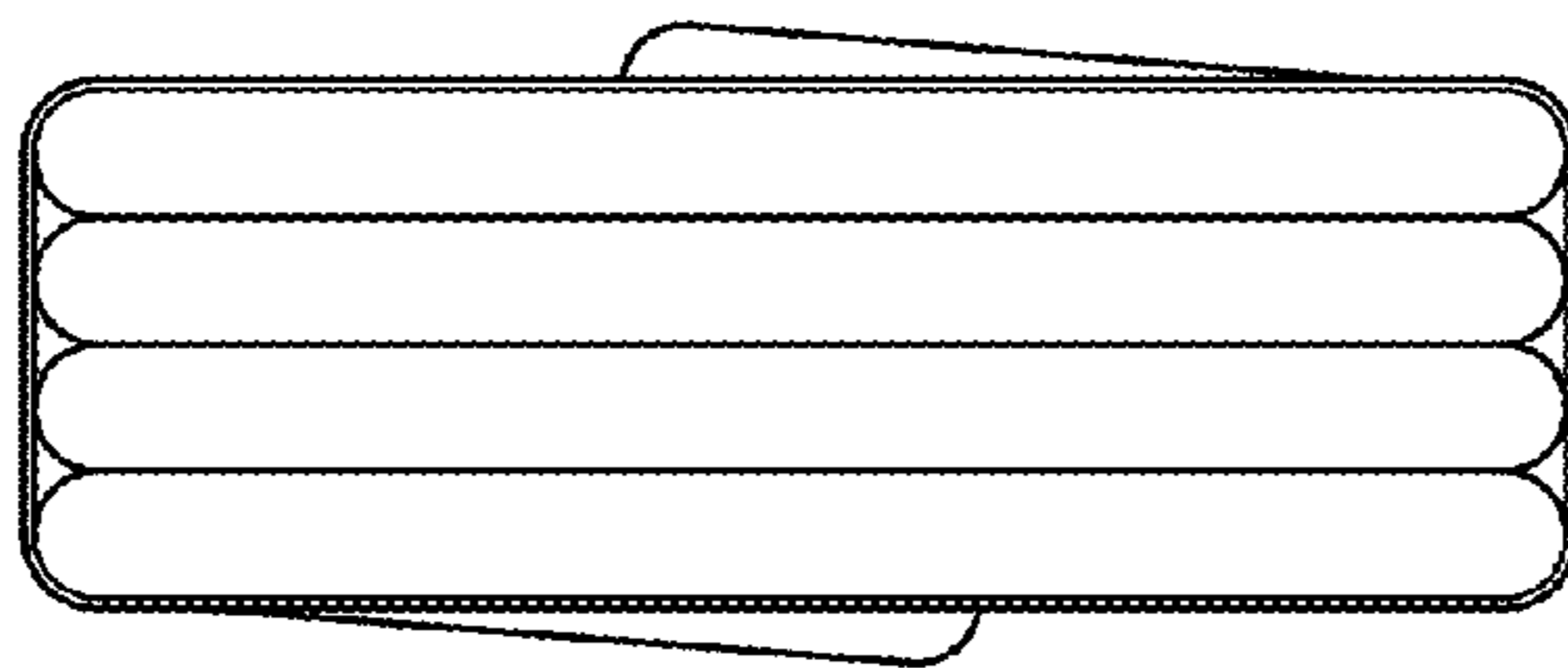


FIG. 6

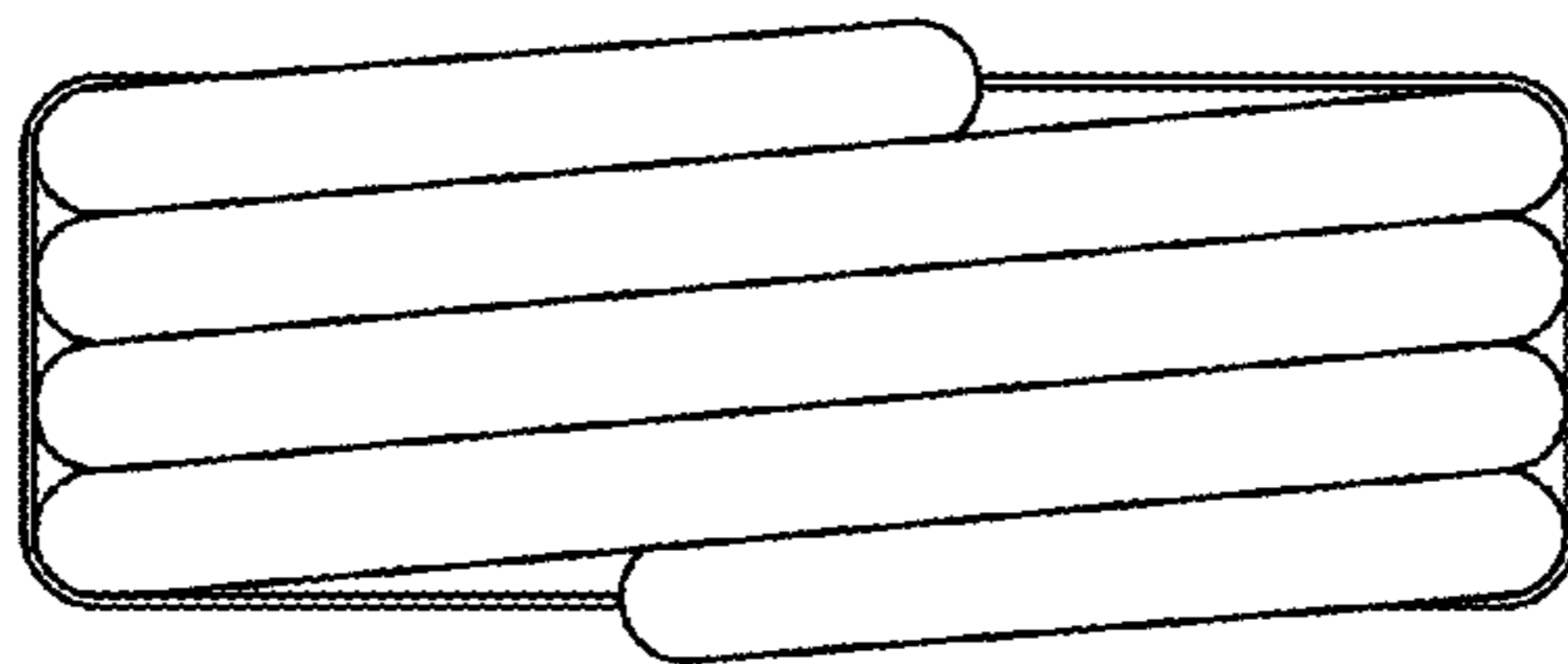


FIG. 7

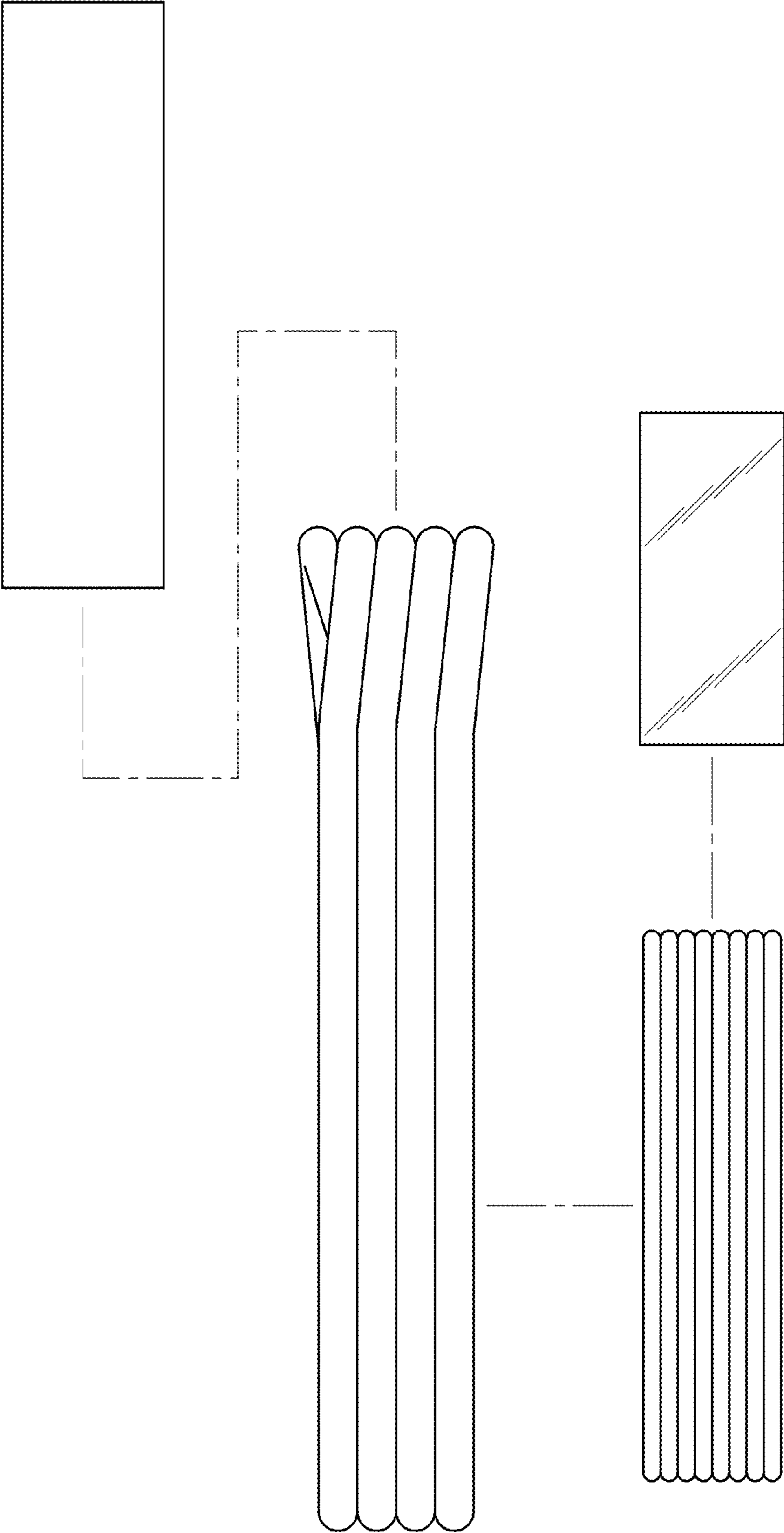


FIG. 8