

US00D696138S

(12) **United States Design Patent**  
**Curbet**

(10) **Patent No.:** **US D696,138 S**

(45) **Date of Patent:** **\*\* Dec. 24, 2013**

(54) **BOTTLE**

(76) **Inventor:** **Natalia T. Curbet**, Springfield, VA (US)

(\*\*) **Term:** **14 Years**

(21) **Appl. No.:** **29/432,019**

(22) **Filed:** **Sep. 12, 2012**

(51) **LOC (9) Cl.** ..... **09-01**

(52) **U.S. Cl.**  
USPC ..... **D9/662; D9/630; D9/505; D9/545**

(58) **Field of Classification Search**  
USPC ..... D9/600, 630, 661-664, 500-504, 516,  
D9/529-530, 537-546, 549-558;  
229/116.1; 206/494, 457, 527;  
220/890; 215/400

See application file for complete search history.

(56) **References Cited**

**U.S. PATENT DOCUMENTS**

D40,426 S	1/1910	Hochstadter	
D71,615 S	12/1926	Newman	
D74,139 S	12/1927	Curran	
D78,514 S	5/1929	Goldhaber	
D120,677 S	5/1940	Parker	
D125,313 S *	2/1941	Parzinger	D9/630
D138,451 S *	8/1944	Karoff	D9/630
D181,714 S *	12/1957	DuPres	D9/529
D181,715 S *	12/1957	DuPres	D9/516
D206,626 S	1/1967	Douglas	
D272,989 S *	3/1984	Moretti	D9/500
D277,936 S	3/1985	Tobias	
D380,966 S *	7/1997	Frazer	D9/560

D386,402 S *	11/1997	Sahatjian	D9/663
D390,467 S *	2/1998	Blackburn	D9/500
D405,000 S	2/1999	Mikol	
D427,513 S *	7/2000	Boisset	D9/500
D436,850 S *	1/2001	Green	D9/545
D500,673 S *	1/2005	Duboeuf et al.	D9/661
D510,272 S	10/2005	Duboeuf	
D541,168 S	4/2007	Duboeuf	
D544,795 S *	6/2007	Reed et al.	D9/504
D555,502 S *	11/2007	Fouques Du Parc	D9/630
D571,222 S	6/2008	Duboeuf	
D578,009 S	10/2008	Bourne	
D579,702 S *	11/2008	McArdle	D9/661
D594,748 S *	6/2009	Herb et al.	D9/500

\* cited by examiner

*Primary Examiner* — Sandra Morris

(74) *Attorney, Agent, or Firm* — QuickPatents; Kevin Prince

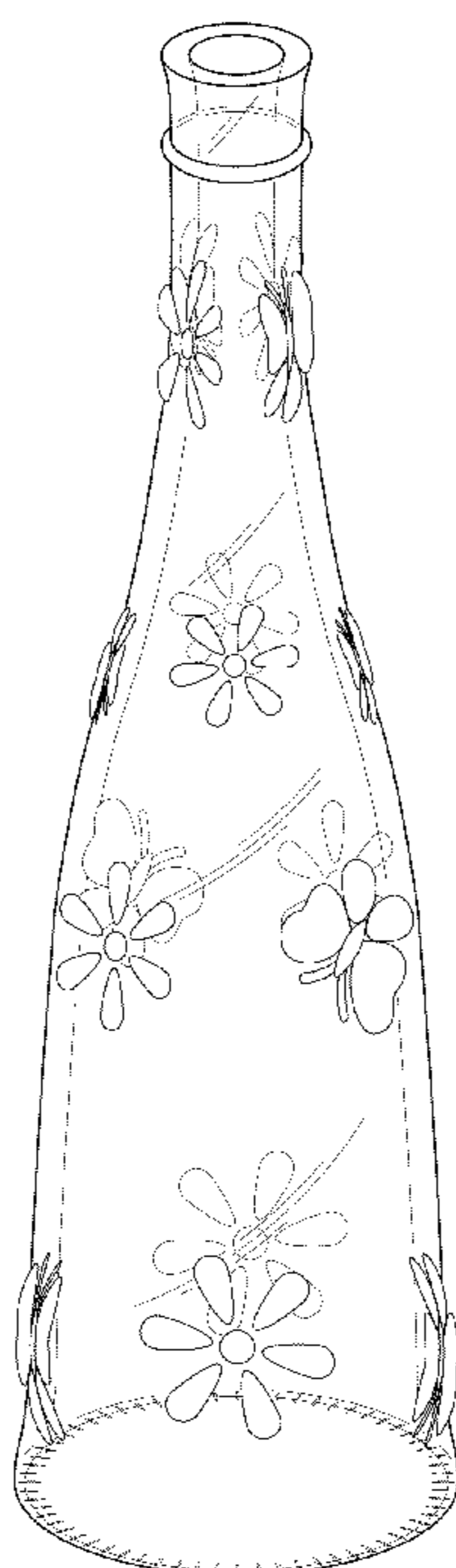
(57) **CLAIM**

I claim the ornamental design for an bottle, as shown and described.

**DESCRIPTION**

FIG. 1 is a perspective view of an bottle, showing my new design;  
FIG. 2 is a front elevational view thereof;  
FIG. 3 is a rear elevational view thereof;  
FIG. 4 is a left-side elevational view thereof;  
FIG. 5 is a right-side elevational view thereof;  
FIG. 6 is a top plan view thereof; and,  
FIG. 7 is a bottom plan view thereof.

**1 Claim, 3 Drawing Sheets**



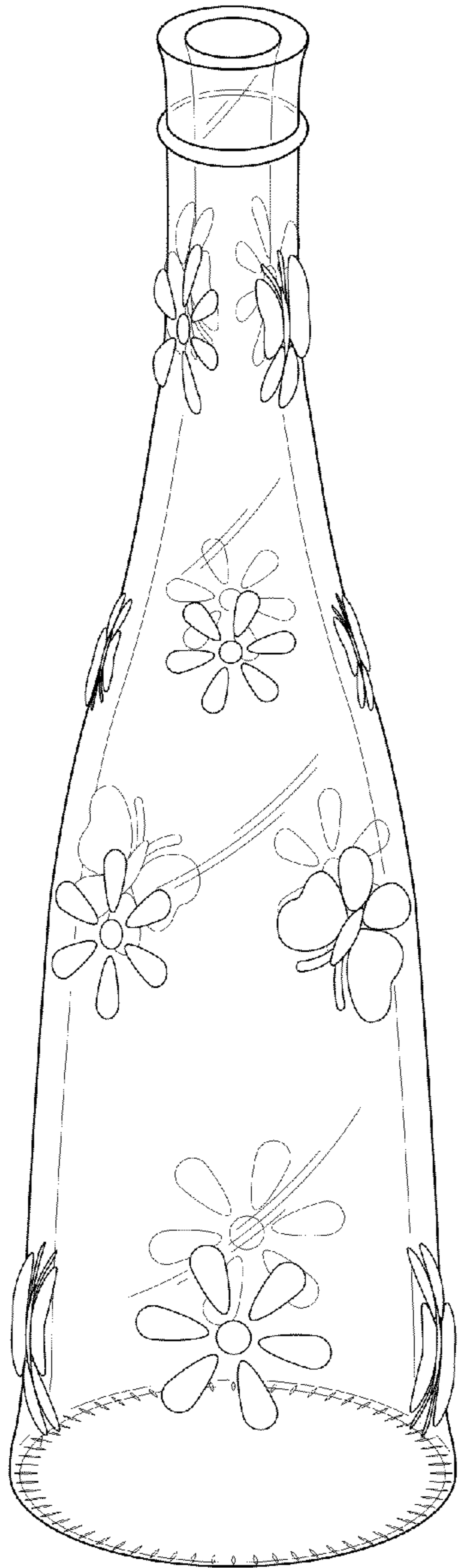


FIG. 1




FIG. 2

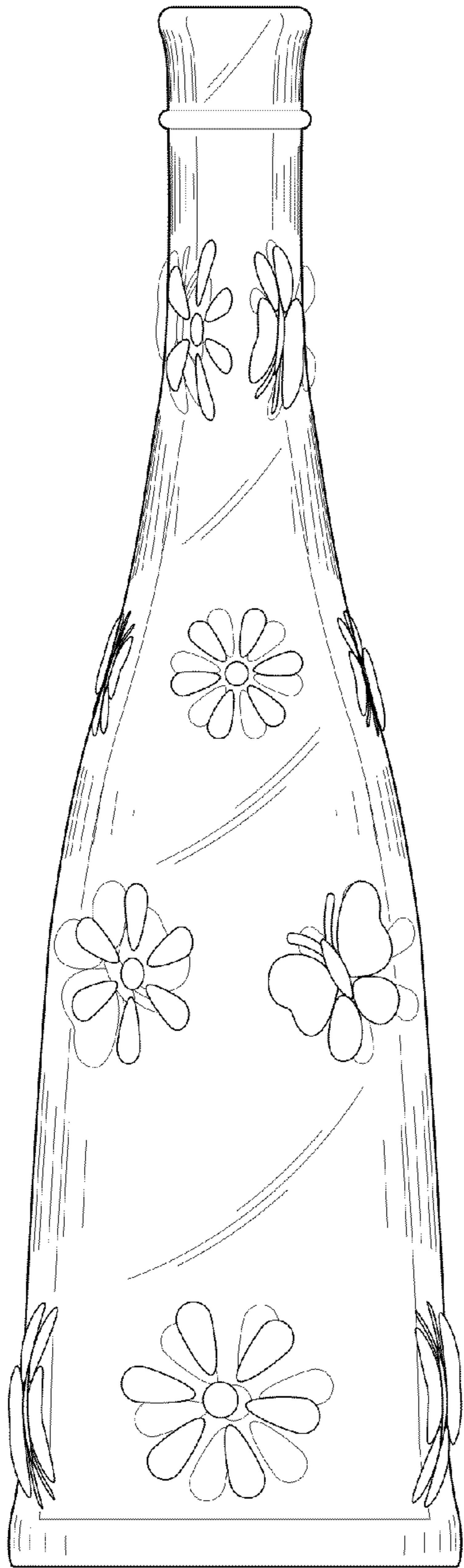


FIG. 3

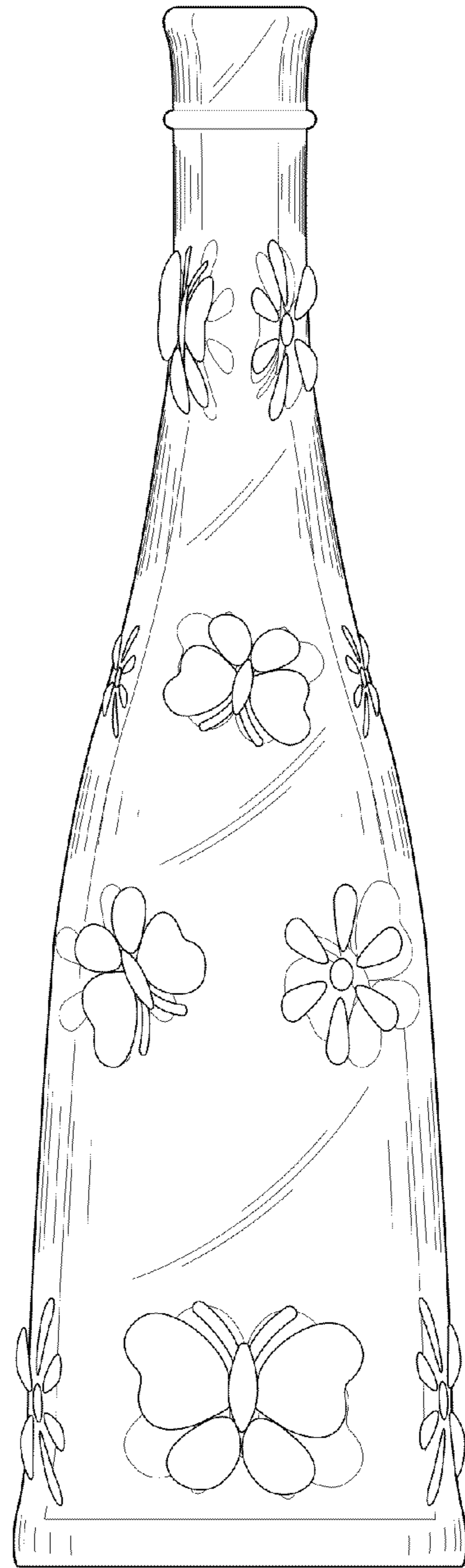


FIG. 4

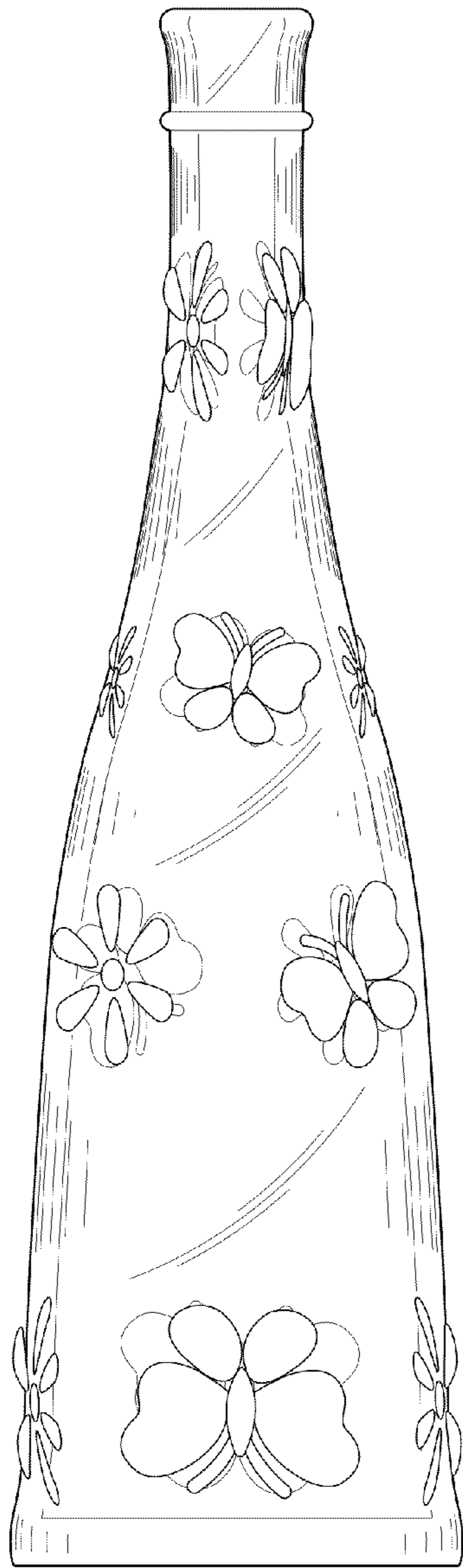


FIG. 5



FIG. 6

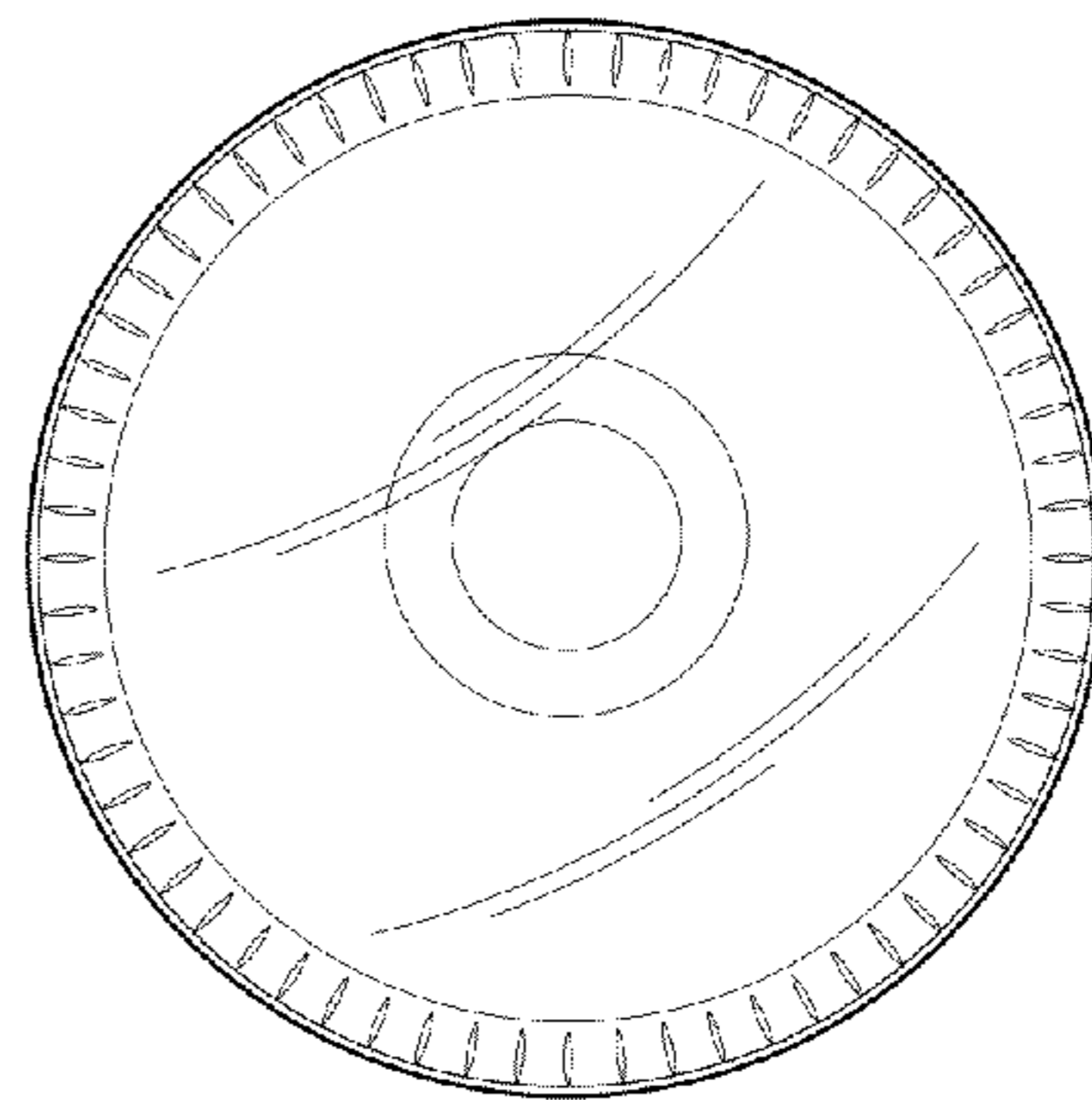


FIG. 7