



US00D696127S

(12) **United States Design Patent**  
**Juna**

(10) **Patent No.:** **US D696,127 S**

(45) **Date of Patent:** **\*\* Dec. 24, 2013**

(54) **BOTTLE**

(71) Applicant: **TricorBraun Inc.**, St. Louis, MO (US)

(72) Inventor: **Samantha Juna**, Carol Stream, IL (US)

(73) Assignee: **TricorBraun, Inc.**, St. Louis, MO (US)

(\*\*) Term: **14 Years**

(21) Appl. No.: **29/433,105**

(22) Filed: **Sep. 26, 2012**

(51) **LOC (9) Cl.** ..... **09-01**

(52) **U.S. Cl.**

USPC ..... **D9/526**; D9/543; D9/571

(58) **Field of Classification Search**

USPC ..... D9/516, 523, 526, 529–530, 541–543,  
D9/549, 571–575, 682, 685; 215/379,  
215/381–382, 384

See application file for complete search history.

(56) **References Cited**

**U.S. PATENT DOCUMENTS**

D173,879 S *	1/1955	Olifiers	.....	D9/571
D198,288 S *	5/1964	Johns	.....	D9/526
D203,950 S *	3/1966	Swayze	.....	D9/543 X
D210,067 S *	2/1968	Abe	.....	D9/529
D213,670 S *	4/1969	Waddington et al.	.....	D9/526
D250,601 S *	12/1978	Pick et al.	.....	D24/115
D257,951 S *	1/1981	Reichl	.....	D9/526
D267,858 S *	2/1983	Spates	.....	D9/526
D282,719 S *	2/1986	Anscomb	.....	D9/526
D288,528 S *	3/1987	Parad	.....	D9/524

D308,330 S *	6/1990	Teece	.....	D9/543 X
D310,960 S *	10/1990	Verebelyi	.....	D9/543 X
D321,315 S *	11/1991	Halm et al.	.....	D9/685
5,083,683 A *	1/1992	Knickerbocker	.....	222/382
D325,520 S *	4/1992	Biesecker	.....	D9/526
D495,955 S *	9/2004	Storz et al.	.....	D9/529
D495,961 S *	9/2004	Bakic	.....	D9/571 X
D579,779 S *	11/2008	Rosiński et al.	.....	D9/571 X
D608,645 S *	1/2010	Handy et al.	.....	D9/575 X
D653,953 S *	2/2012	Wakeman et al.	.....	D9/575 X
D668,551 S *	10/2012	Kersten	.....	D9/685
D671,412 S *	11/2012	Thurin et al.	.....	D9/529 X

\* cited by examiner

*Primary Examiner* — Carol P Rademaker

(74) *Attorney, Agent, or Firm* — H. Frederick Rusche;  
Husch Blackwell LLP

(57) **CLAIM**

I claim the ornamental design for a bottle, as shown and described:

**DESCRIPTION**

FIG. 1 is a top, front, and left side perspective view of a bottle showing the new design;

FIG. 2 is a front elevational view thereof, the rear elevational view being a mirror image;

FIG. 3 is a left side elevational view thereof;

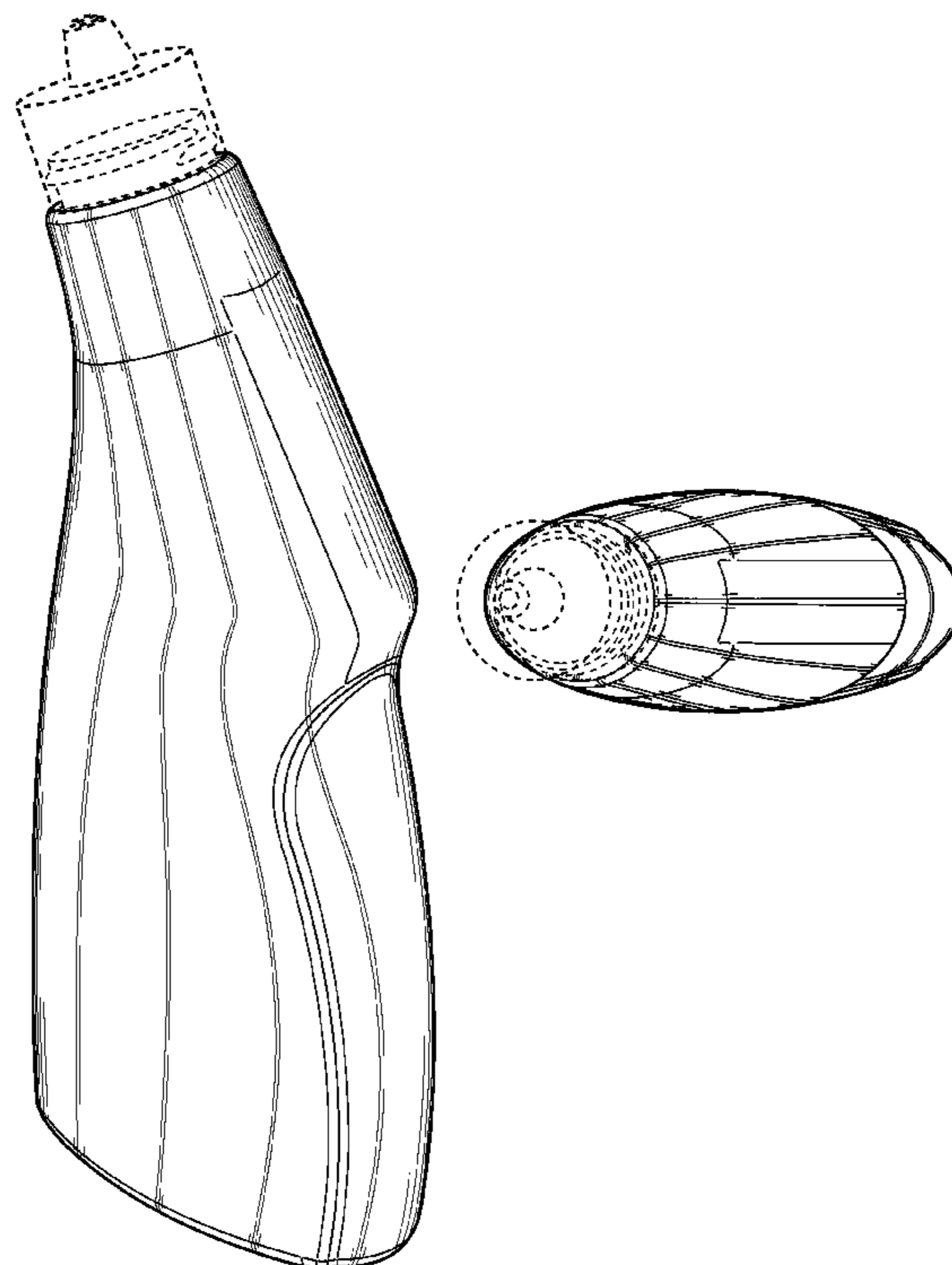
FIG. 4 is a right side elevational view thereof;

FIG. 5 is a top plan view thereof; and,

FIG. 6 is a bottom plan view thereof.

The broken lines shown in the drawings are included for the purpose of illustrating environmental structure and form no part of the claimed design.

**1 Claim, 4 Drawing Sheets**



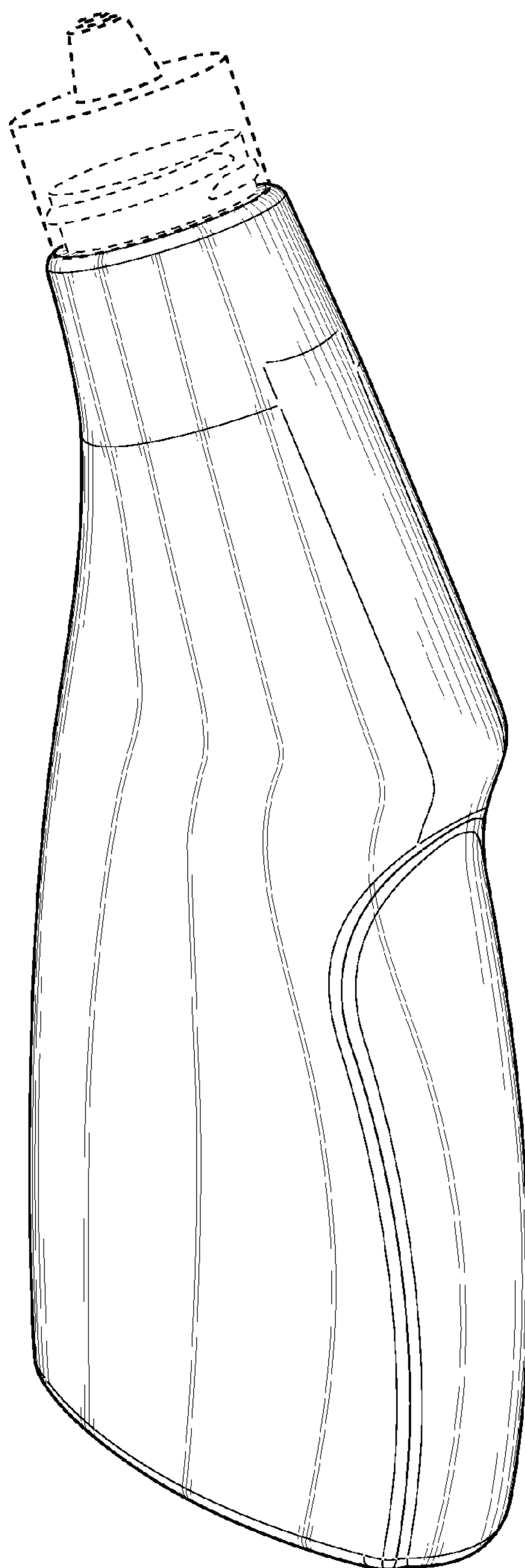


FIG. 1

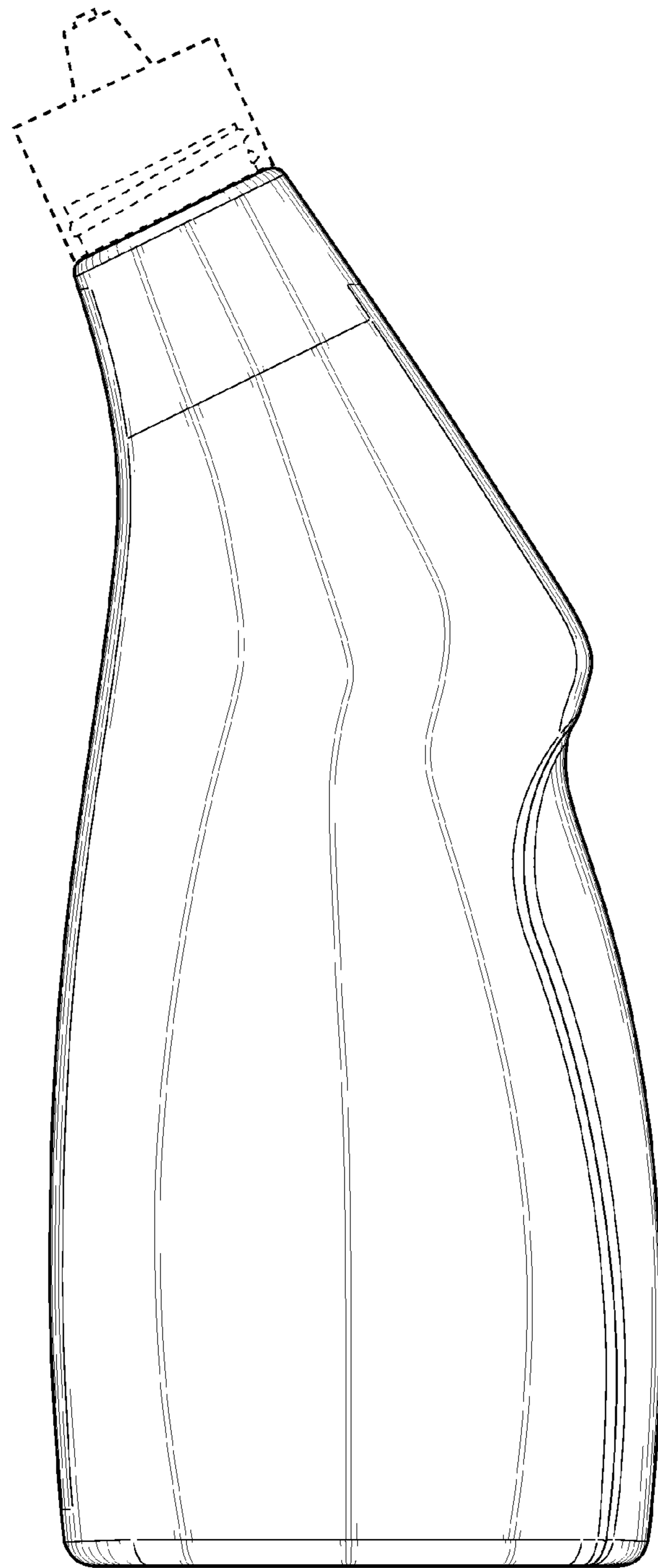


FIG. 2

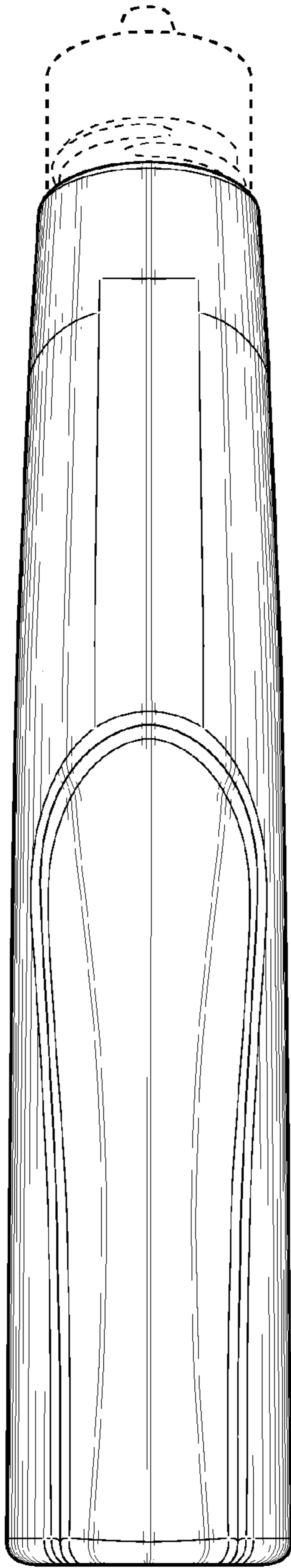


FIG. 3

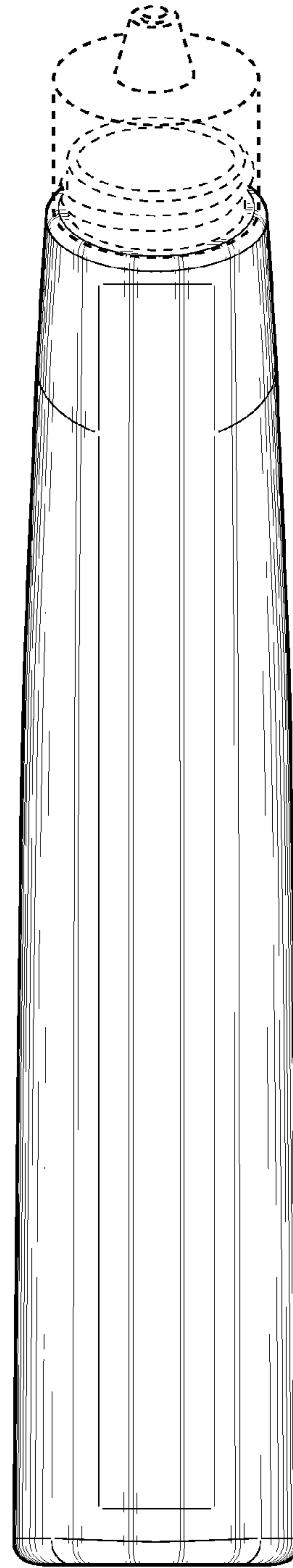


FIG. 4

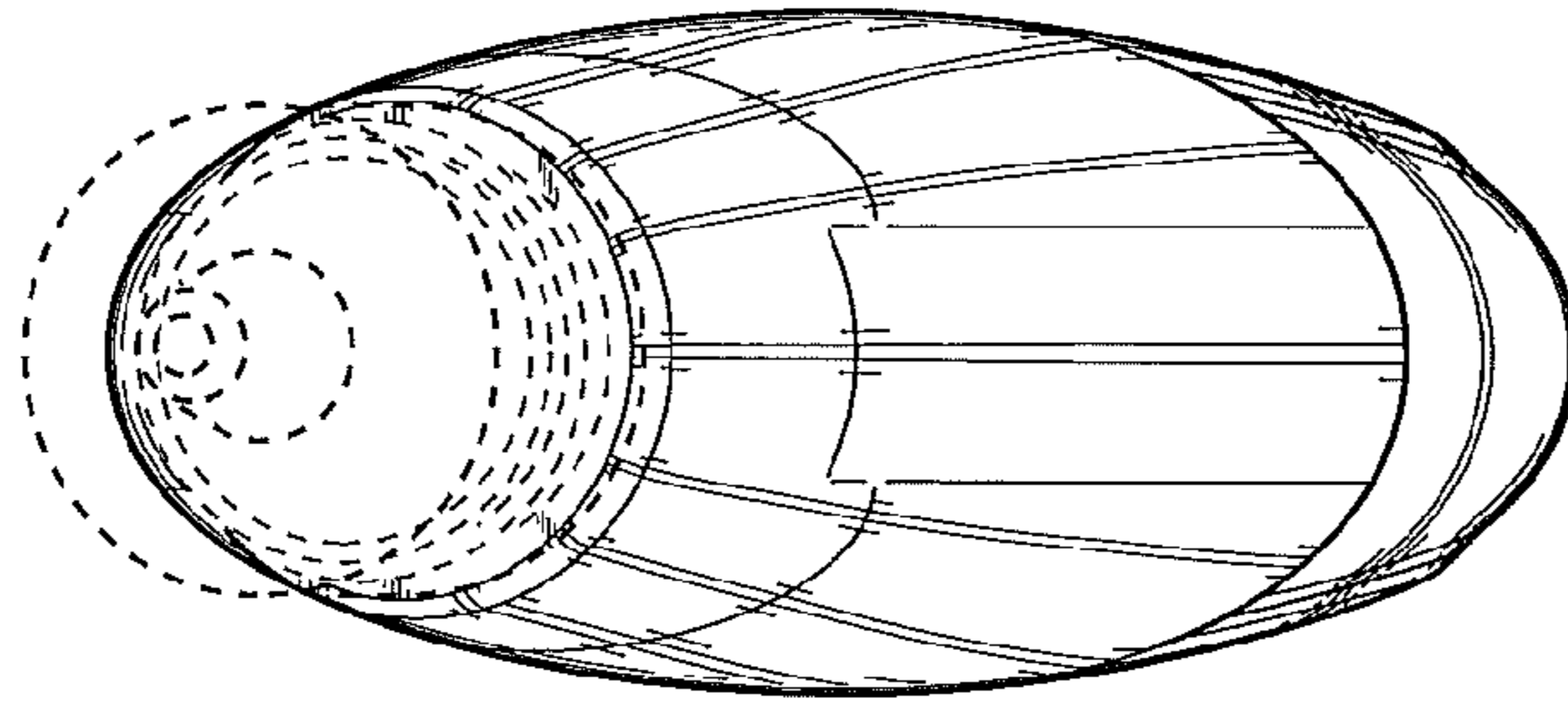


FIG. 5

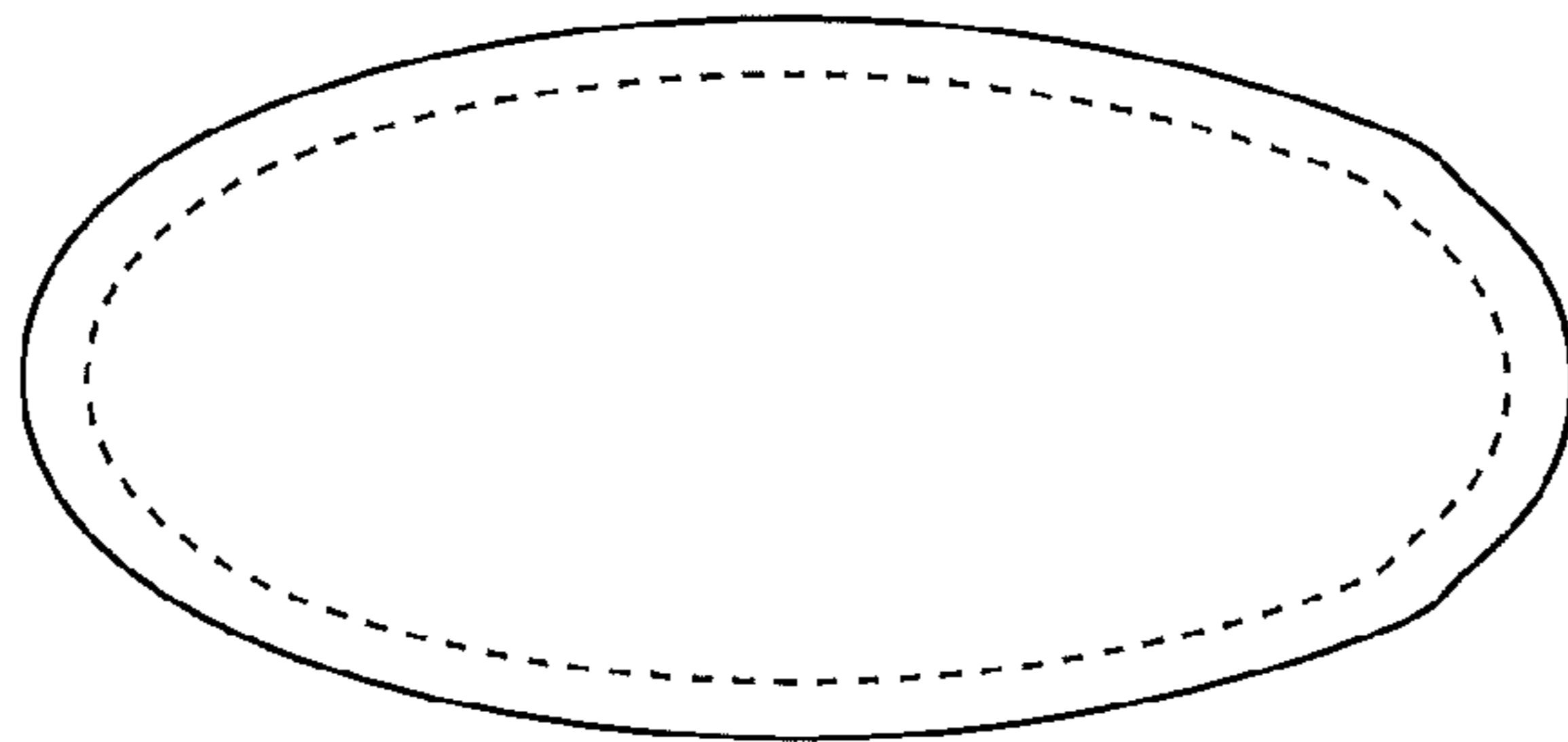


FIG. 6