



US00D696115S

(12) **United States Design Patent**
Smith

(10) **Patent No.:** **US D696,115 S**
(45) **Date of Patent:** **** Dec. 24, 2013**

(54) **BOTTLE**

(75) Inventor: **Roger P. Smith**, Perrysburg, OH (US)

(73) Assignee: **Owens-Brockway Glass Container Inc.**, Perrysburg, OH (US)

(**) Term: **14 Years**

(21) Appl. No.: **29/404,900**

(22) Filed: **Oct. 26, 2011**

(51) **LOC (9) Cl.** **09-01**

(52) **U.S. Cl.**
USPC **D9/500; D9/516; D9/551**

(58) **Field of Classification Search**
USPC D9/500, 502-505, 516, 544-546, 549,
D9/558, 682, 690-691, 551-552, 554,
D9/571; D7/598; 215/379, 381-383;
220/660, 662, 669-673, 675
See application file for complete search history.

(56) **References Cited**

U.S. PATENT DOCUMENTS

114,775	A	*	5/1871	Davison	169/81
759,889	A	*	5/1904	Howells, Sr.	215/46
D438,789	S	*	3/2001	Choe et al.	D9/724
D449,531	S	*	10/2001	Cooley	D9/500
D546,123	S	*	7/2007	Yelland	D7/509
D548,085	S	*	8/2007	Paalma et al.	D9/505

D577,598	S	*	9/2008	Darr et al.	D9/552
D639,668	S	*	6/2011	Niikura et al.	D9/553
D658,999	S	*	5/2012	Lonsway et al.	D9/516
8,333,287	B2	*	12/2012	Lonsway et al.	215/40

* cited by examiner

Primary Examiner — Ian Simmons

Assistant Examiner — Dana L Meyrow

(57) **CLAIM**

I claim the ornamental design for a bottle, as shown and described.

DESCRIPTION

FIG. 1 is a perspective view of the bottle in accordance with my new design.

FIG. 2 is a top plan view of the bottle in FIG. 1, the bottom of the bottle forming no part of the claimed design.

FIG. 3 is a front elevational view of the bottle in FIGS. 1 and 2.

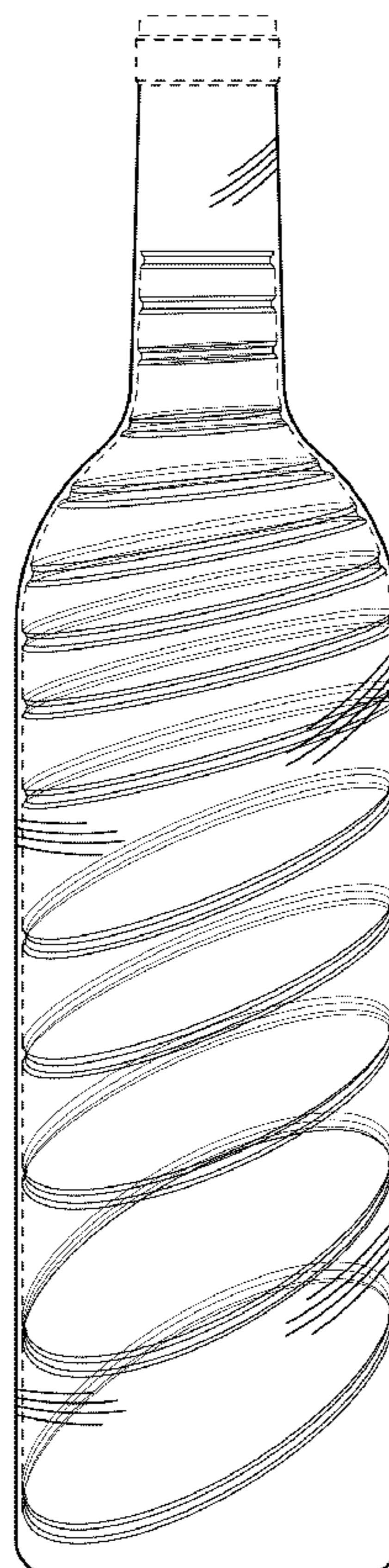
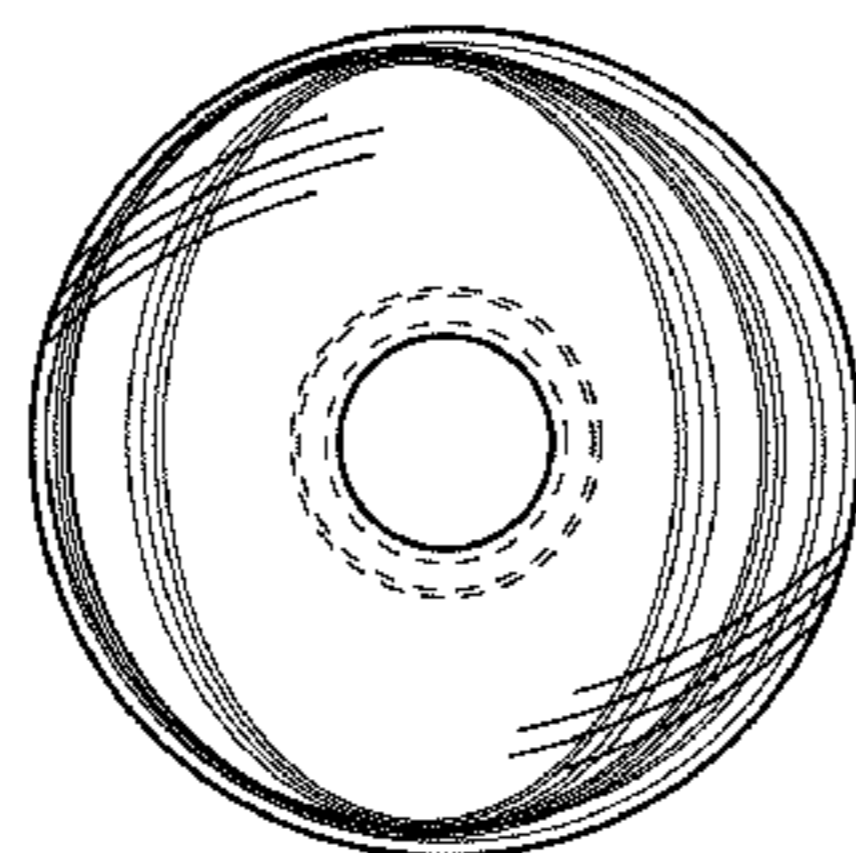
FIG. 4 is a rear elevational view of the bottle in FIGS. 1-3.

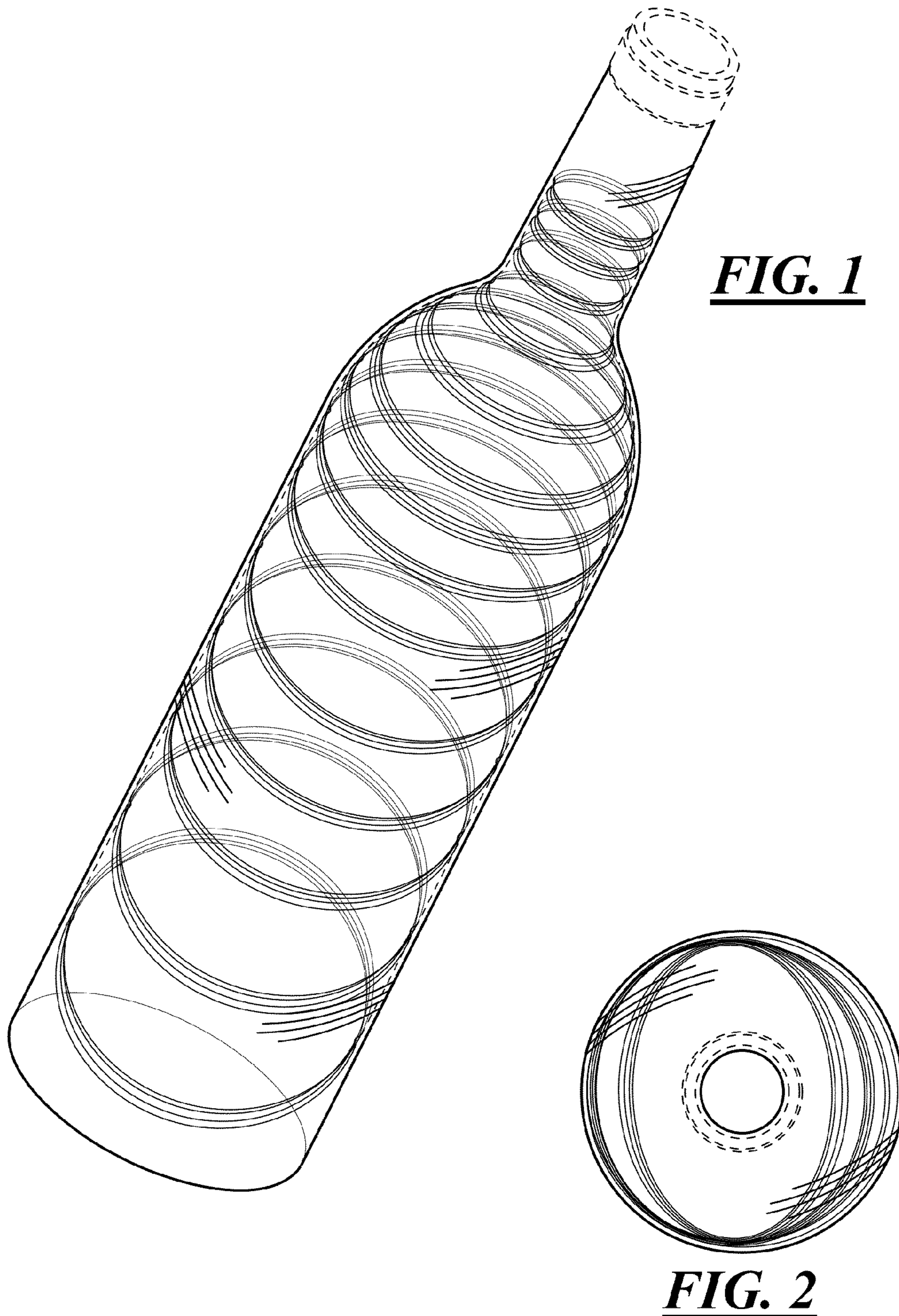
FIG. 5 is a side elevational view of the bottle in FIGS. 1-4, being taken from the left in FIG. 3; and,

FIG. 6 is a side elevational view of the bottle in FIGS. 1-5, being taken from the right in FIG. 3.

Dash-dash-dash broken lines shown in the drawings represent environmental structure and are not part of the claimed design.

1 Claim, 3 Drawing Sheets





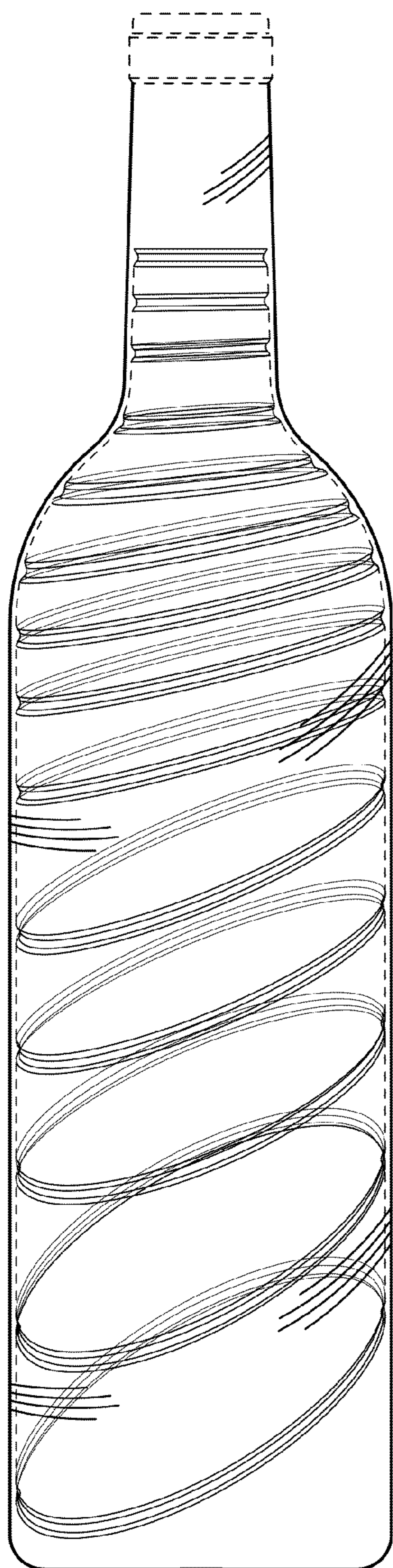


FIG. 3

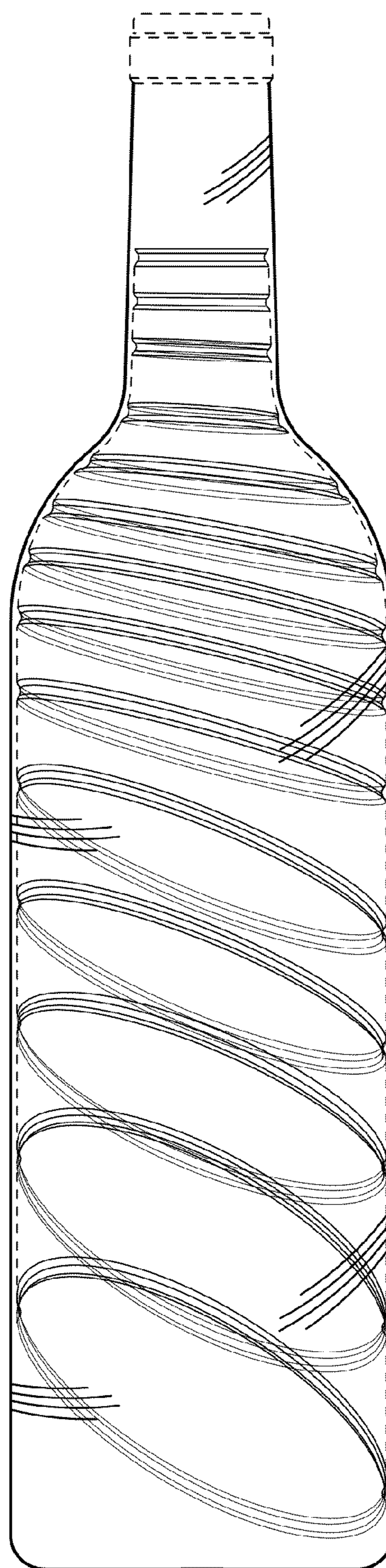


FIG. 4

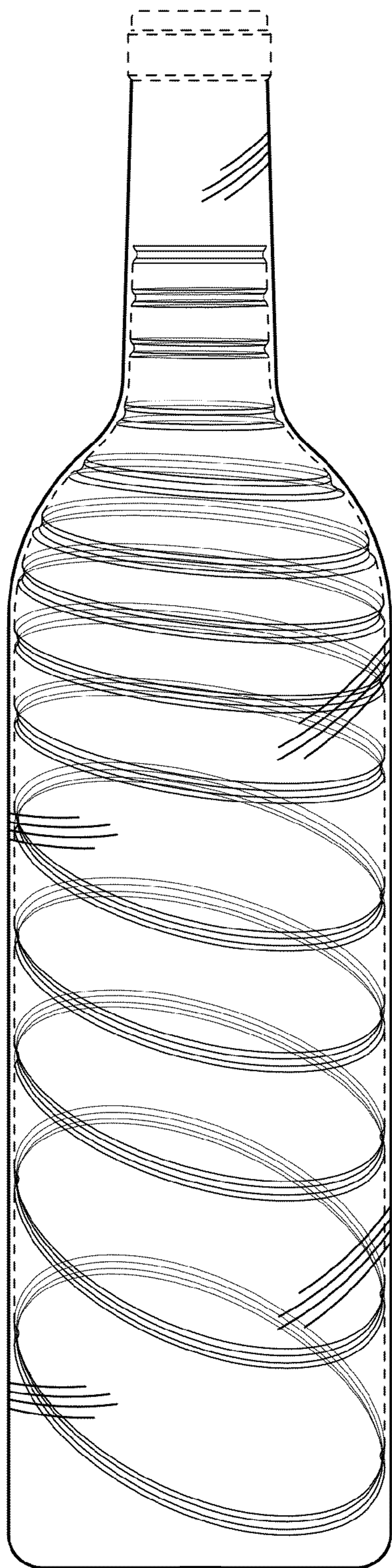


FIG. 5

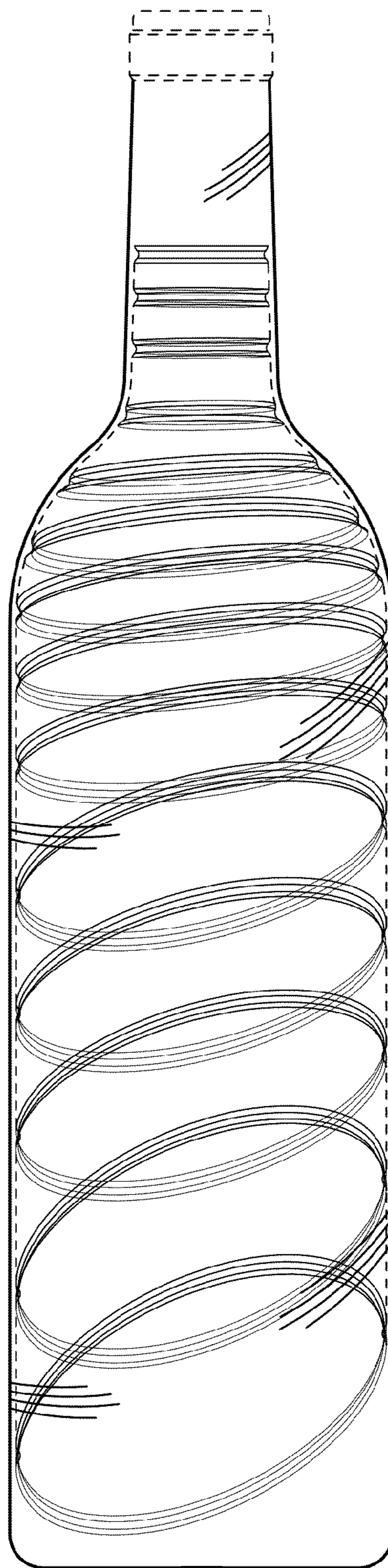


FIG. 6