



US00D696108S

(12) **United States Design Patent**  
**De Prà**

(10) **Patent No.:** **US D696,108 S**

(45) **Date of Patent:** **\*\* Dec. 24, 2013**

(54) **CAPSULE**

(75) Inventor: **Dario De Prà**, Mirano (IT)

(73) Assignee: **Koninklijke Philips N.V.**, Eindhoven (NL)

(\*\*) Term: **14 Years**

(21) Appl. No.: **29/430,066**

(22) Filed: **Aug. 21, 2012**

(30) **Foreign Application Priority Data**

Feb. 21, 2012 (EM) ..... 001995598-0003

(51) **LOC (9) Cl.** ..... **09-03**

(52) **U.S. Cl.**  
USPC ..... **D9/416**

(58) **Field of Classification Search**

USPC ..... D9/415, 414, 416, 418, 419, 428, 442, D9/447, 430, 432-433, 456, 424, 503, 501, D9/695, 696, 697, 699, 690, 686, 688, 689, D9/711, 715, 721, 710, 718, 736, 740, 743, D9/744, 749, 757, 767, 772, 781, 753, 742, D9/739, 72, 766, 769, 776, 778-9, 783, D9/431; 206/395, 397-398, 223, 736, 756, 206/495, 349, 760, 541, 784; 229/395, 938, 229/902, 409, 125.05, 116.1; D7/602, 608, D7/607, 615, 611, 612, 619.1, 598

See application file for complete search history.

(56) **References Cited**

U.S. PATENT DOCUMENTS

D440,874 S *	4/2001	Shurtleff et al. ....	D9/425
D530,632 S *	10/2006	Kaposi .....	D10/46.2
D532,321 S *	11/2006	Heiligenstein et al. ....	D10/46.2
D538,439 S *	3/2007	Segawa et al. ....	D24/227
D541,110 S *	4/2007	Wasserman et al. ....	D7/584
D542,098 S *	5/2007	Wasserman et al. ....	D7/584
D542,649 S *	5/2007	Sagel et al. ....	D9/759
D544,790 S *	6/2007	Bouveret et al. ....	D9/428
D548,069 S *	8/2007	Sagel et al. ....	D9/425
D554,434 S *	11/2007	Morrison et al. ....	D7/529
D577,615 S *	9/2008	Markfelder .....	D10/46.2
D646,164 S *	10/2011	Mongeon et al. ....	D9/445
D658,493 S *	5/2012	Cometto .....	D9/424

OTHER PUBLICATIONS

[http://www.anyleaf.com/product/hunts-snack-pack-pudding-cups.\\*](http://www.anyleaf.com/product/hunts-snack-pack-pudding-cups.*)

\* cited by examiner

*Primary Examiner* — Robert M Spear

*Assistant Examiner* — Rhea Shields

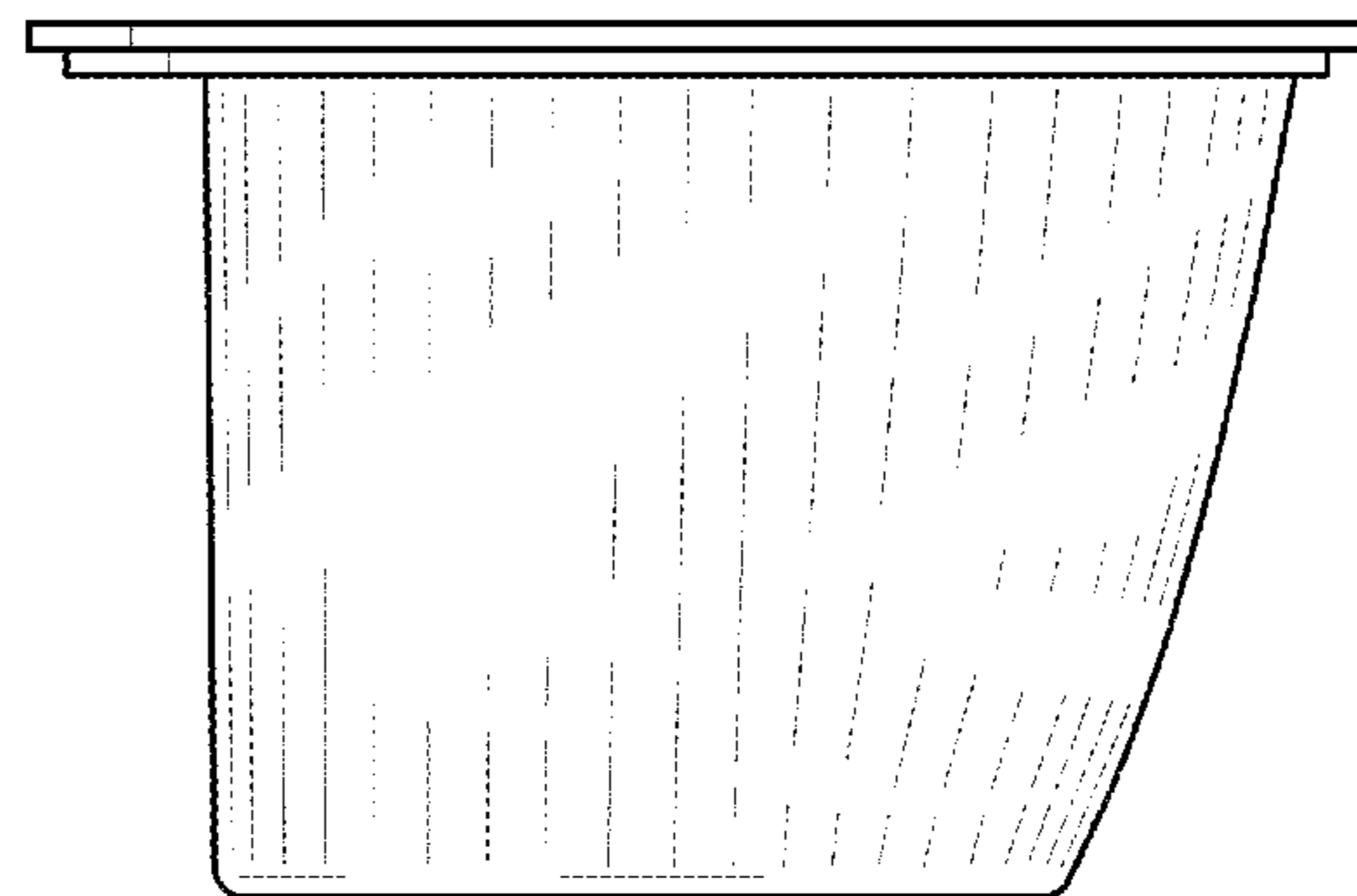

(57) **CLAIM**

The ornamental design for a capsule, as shown.

**DESCRIPTION**

FIG. 1 is a perspective view showing my design; FIG. 2 is a front elevational view thereof; FIG. 3 is a rear elevational view thereof; FIG. 4 is a right side elevational view thereof; FIG. 5 is a left side elevational view thereof; FIG. 6 is a top plan view thereof; and, FIG. 7 is a bottom plan view thereof.

**1 Claim, 5 Drawing Sheets**






FIG. 1

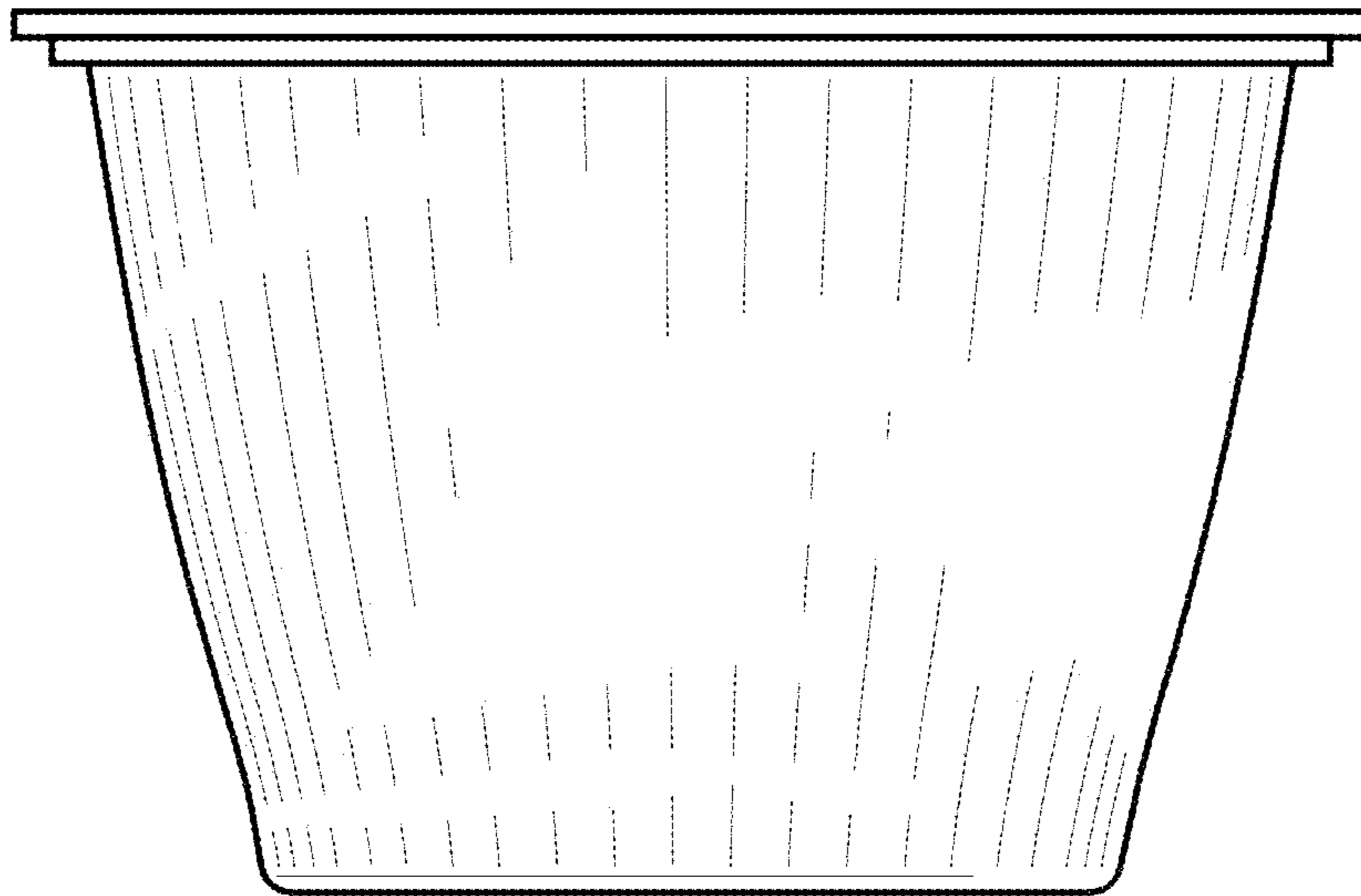


FIG. 2

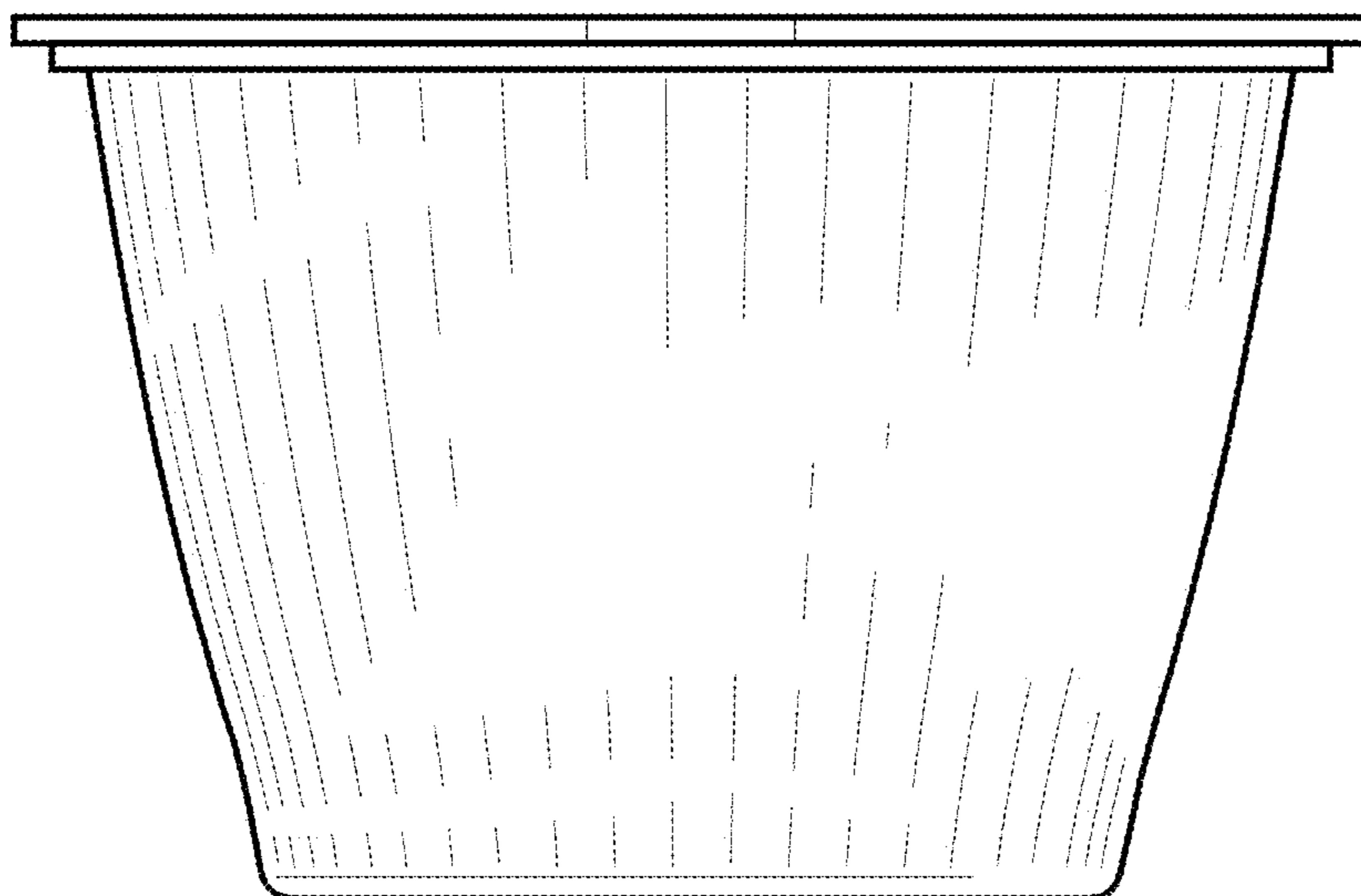


FIG. 3

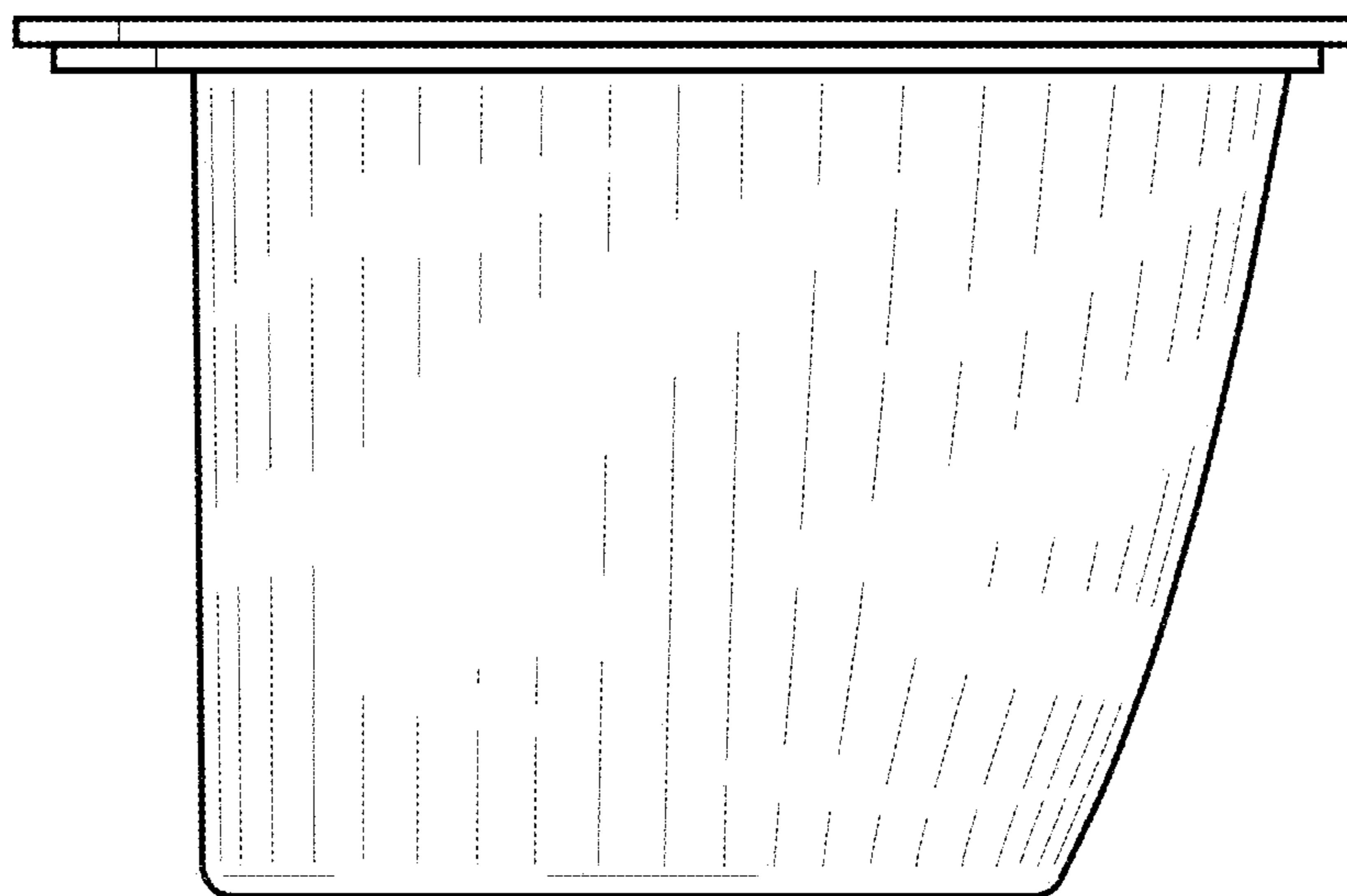


FIG. 4

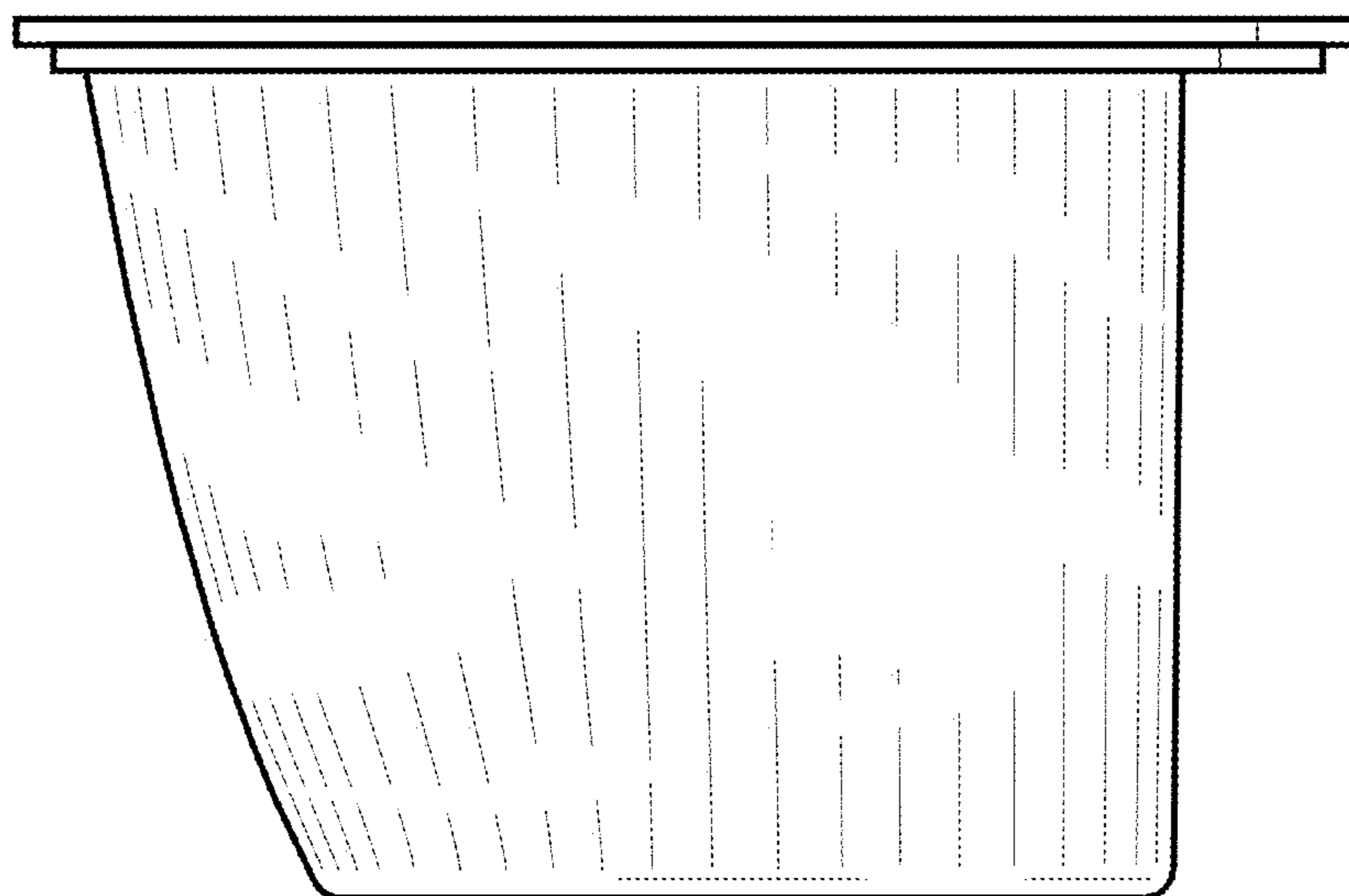


FIG. 5

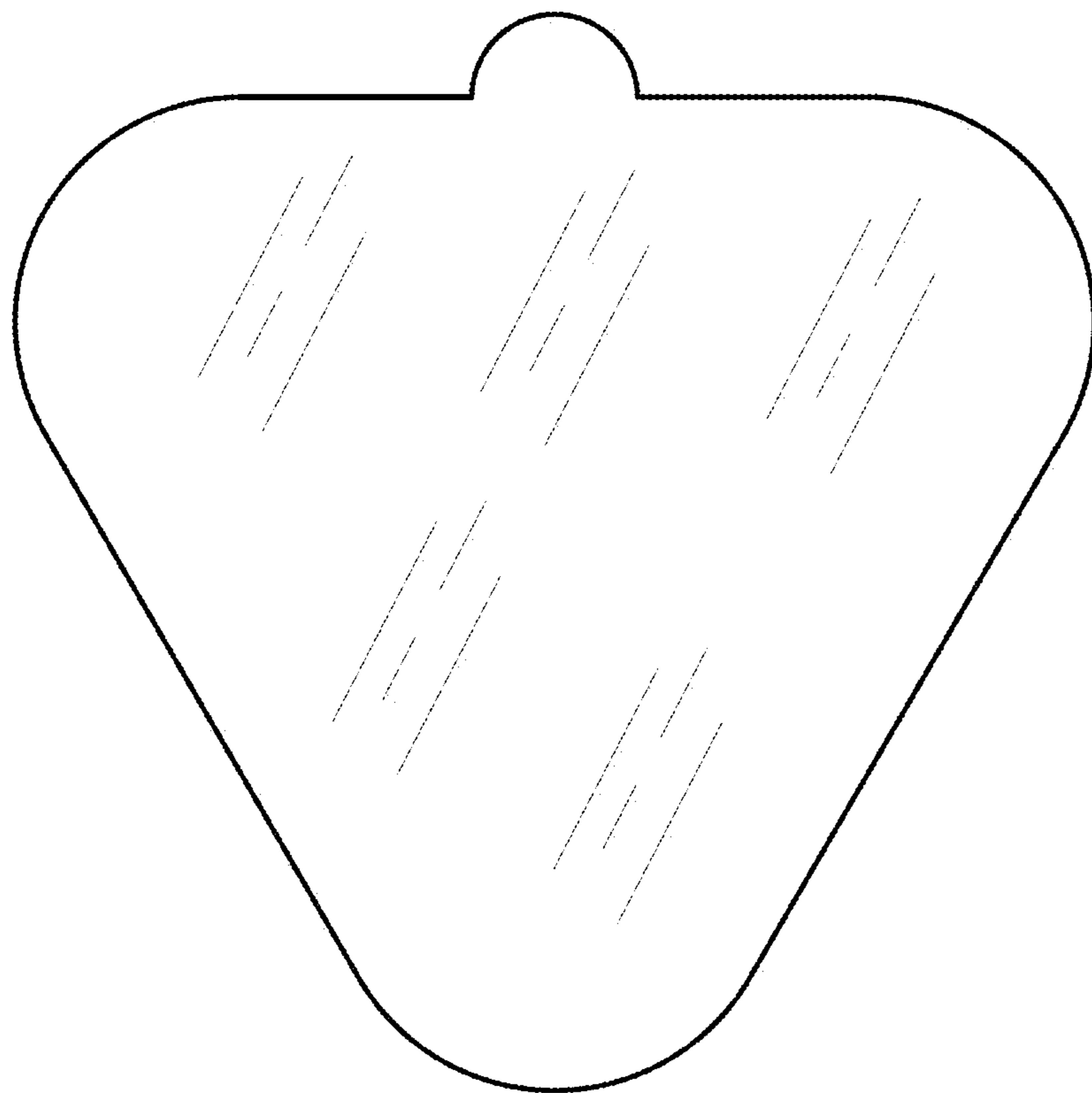


FIG. 6

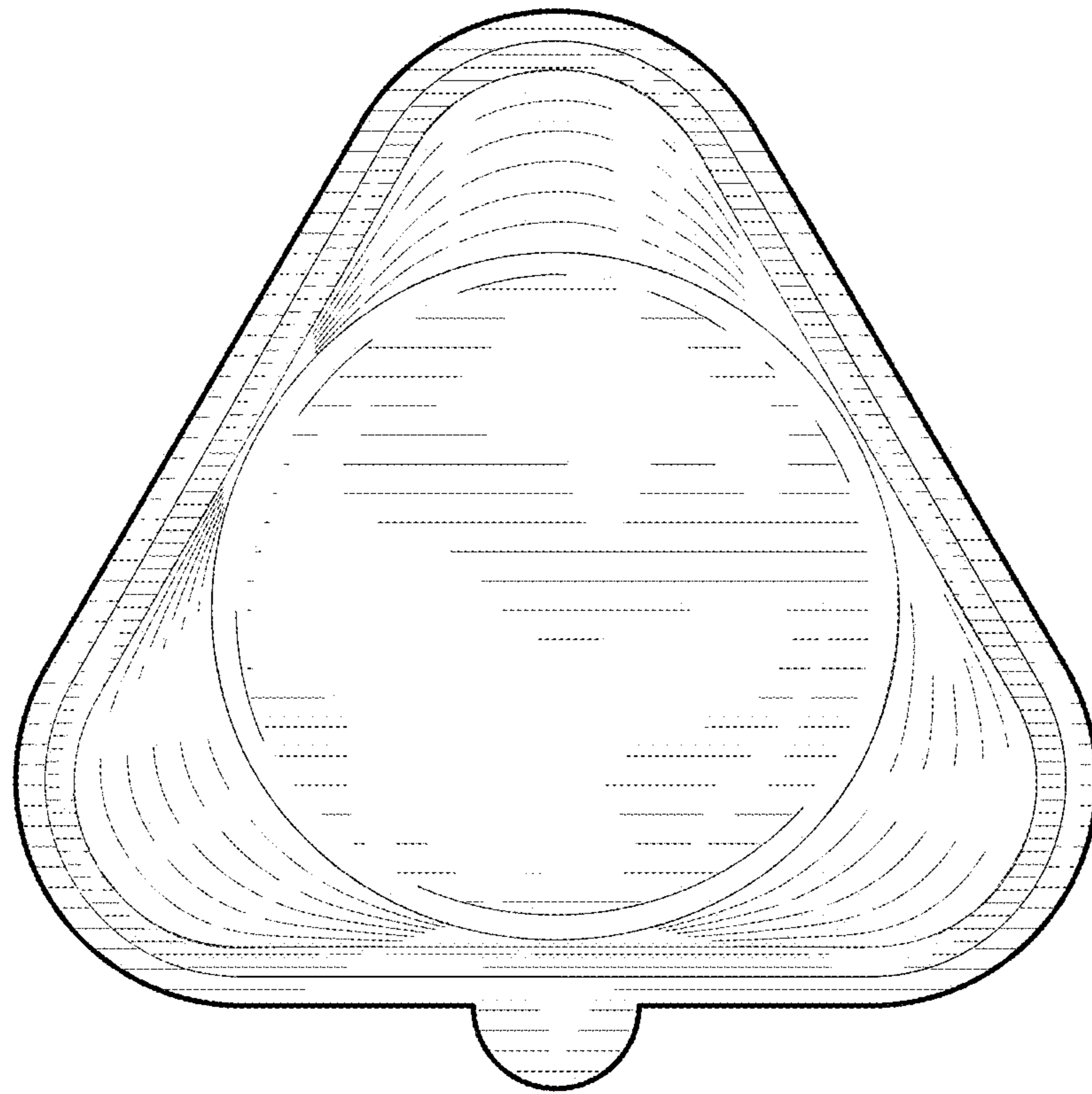


FIG. 7