

US00D696107S

(12) **United States Design Patent**
Kimple et al.

(10) **Patent No.:** **US D696,107 S**
(45) **Date of Patent:** **** Dec. 24, 2013**

(54) **GLOVE DISPENSER**

(75) Inventors: **Michael Kimple**, Rome, GA (US);
Damon H. Cooner, Cedar Bluff, AL
(US)

(73) Assignee: **Showa Best Glove, Inc.**, Menlo, GA
(US)

(**) Term: **14 Years**

(21) Appl. No.: **29/414,859**

(22) Filed: **Mar. 5, 2012**

(51) **LOC (9) Cl.** **09-03**

(52) **U.S. Cl.**
USPC **D9/416**

(58) **Field of Classification Search**

USPC D9/415, 414, 416, 418, 419, 428, 442,
D9/447, 430, 432-433, 456, 424, 503, 501,
D9/695, 696, 697, 699, 690, 686, 688, 689,
D9/711, 715, 721, 710, 718, 736, 740, 743,
D9/744, 749, 757, 767, 772, 781, 753, 742,
D9/739, 72, 445, 529, 734; 206/395,
206/397-398, 223, 736, 756, 495, 349, 760,
206/541, 784; 229/395, 938, 902, 409,
229/125.05, 116.1; D7/602, 608, 607, 615,
D7/611, 612, 619.1, 598; 446/71

See application file for complete search history.

(56) **References Cited**

U.S. PATENT DOCUMENTS

3,107,786 A 10/1963 Adelman
3,178,054 A 4/1965 Lindecker

(Continued)

FOREIGN PATENT DOCUMENTS

CA 147235 9/2012
DE 102005029379 2/2007

(Continued)

OTHER PUBLICATIONS

<http://www.ebay.com/itm/100-Kimberly-Clark-Professional-Sterling-Nitrile-Exam-Gloves...> searched RMS Aug. 22, 2013.*

(Continued)

Primary Examiner — Robert M Spear

Assistant Examiner — Rhea Shields

(74) *Attorney, Agent, or Firm* — Ballard Spahr LLP

(57) **CLAIM**

The ornamental design for a glove dispenser, as shown and described.

DESCRIPTION

FIG. 1 is a perspective view of a design for a glove dispenser having a removable section for selective access to gloves stored therein;

FIG. 2 is a perspective view of the glove dispenser of FIG. 1 in which the removable section has been partially removed from the glove dispenser;

FIG. 3 is a perspective view of the glove dispenser of FIG. 1 in which the removable section has been completely removed from the glove dispenser;

FIG. 4 is a top view of the glove dispenser of FIG. 3;

FIG. 5 is a bottom view of the glove dispenser of FIG. 3;

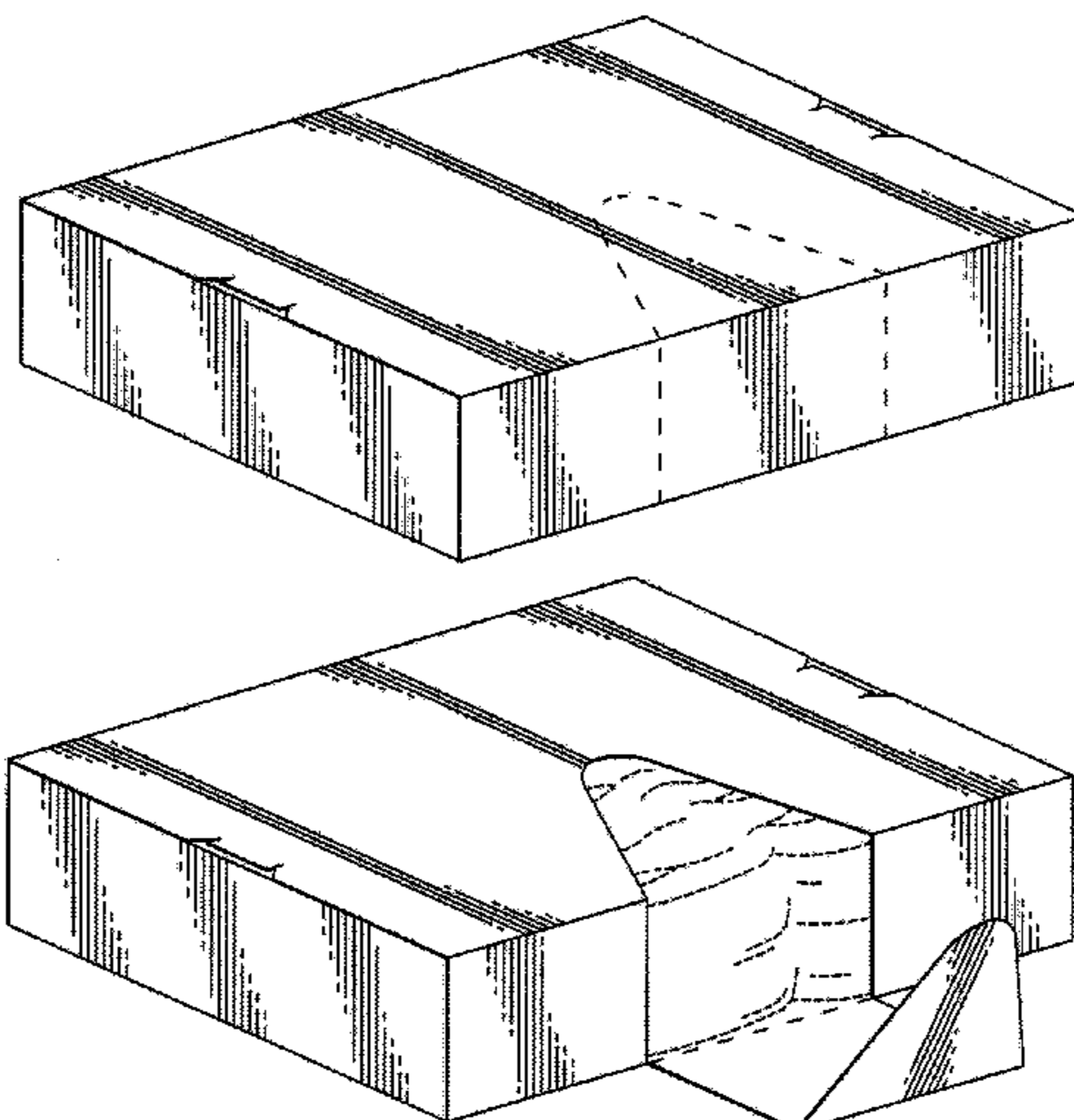
FIG. 6 is a front end view of the glove dispenser of FIG. 3;

FIG. 7 is a back end view of the glove dispenser of FIG. 3; and,

FIG. 8 is a left side view of the glove dispenser of FIG. 3, the right side view being a mirror image thereof.

In FIGS. 2-4 and 6, the broken lines showing gloves within the glove dispenser are included for the purpose of showing the environment of the claimed glove dispenser and form no part of the claimed glove dispenser.

1 Claim, 4 Drawing Sheets



(56)

References Cited

U.S. PATENT DOCUMENTS

3,181,695 A 5/1965 Taterka
 3,243,079 A 3/1966 Rettmer
 3,403,815 A 10/1968 Robson
 3,486,657 A 12/1969 Blatz
 3,583,597 A 6/1971 Buttery
 3,596,798 A 8/1971 Smith
 4,099,614 A 7/1978 Heissenberger
 D268,649 S * 4/1983 Adamson et al. D9/416
 4,515,270 A 5/1985 Alvarado
 4,997,105 A 3/1991 Fischer
 5,044,494 A 9/1991 Tamura
 D321,134 S * 10/1991 Toinet D9/733
 D333,262 S * 2/1993 Zogg D9/734
 5,259,550 A 11/1993 Kuchenbecker
 D363,023 S 10/1995 Taylor
 5,501,323 A 3/1996 Denesha
 5,655,682 A 8/1997 Hoffrichter
 5,816,440 A 10/1998 Shields
 5,921,434 A 7/1999 Hollander
 5,927,543 A 7/1999 Dejardin
 5,934,462 A 8/1999 Gregory
 6,021,919 A 2/2000 Kelly
 D432,912 S * 10/2000 Lubineau-Bigot et al. D9/416
 6,364,156 B1 4/2002 Smith
 D460,301 S 7/2002 Milliorn
 6,488,175 B2 12/2002 Shiffler
 6,543,642 B1 4/2003 Milliorn
 6,691,873 B1 2/2004 Healey
 6,708,841 B2 3/2004 Baughman
 6,901,723 B2 6/2005 Jordan
 7,063,233 B2 6/2006 Jordan
 D536,965 S * 2/2007 Levy D9/430

D569,719 S * 5/2008 Ross D9/416
 D587,996 S * 3/2009 Steiger et al. D9/432
 D601,419 S * 10/2009 Sant' Ana Caceres et al. D9/433
 7,699,189 B2 4/2010 Tramontina
 7,731,056 B2 6/2010 Tramontina
 7,874,455 B2 1/2011 Jordan
 D645,739 S * 9/2011 Ross D9/432
 D656,400 S * 3/2012 Bohache et al. D9/516
 D679,582 S * 4/2013 Witte et al. D9/416
 2003/0201276 A1 10/2003 Fuller
 2010/0270325 A1 10/2010 Fearon

FOREIGN PATENT DOCUMENTS

EP 1078594 2/2001
 EP 1308401 5/2003
 EP 1632196 3/2006
 EP 002096123-000 9/2012
 GB 1325232 8/1973
 GB 2449087 11/2008
 GB 2451450 2/2009
 GB 2459781 11/2009
 GB 2467190 7/2010
 GB 2467234 7/2010
 MX /F/2012/002811 9/2012
 WO 2004/101366 11/2004
 WO WO/2007/105145 9/2007
 WO WO/2008/140626 11/2008
 WO WO/2009/063188 5/2009

OTHER PUBLICATIONS

U.S. Appl. No. 13/399,644, filed Feb. 17, 2012, Kimple.

* cited by examiner

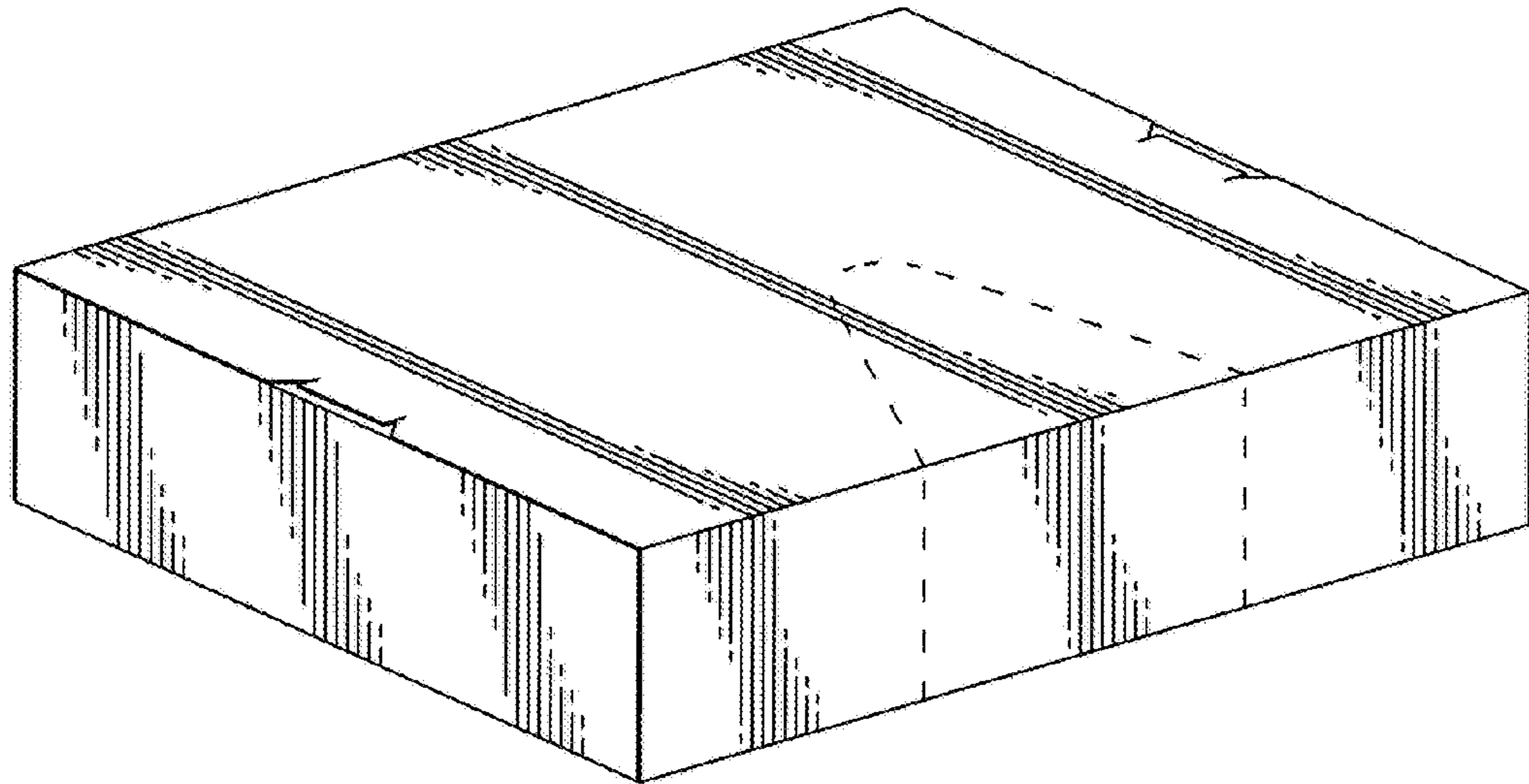


FIG. 1

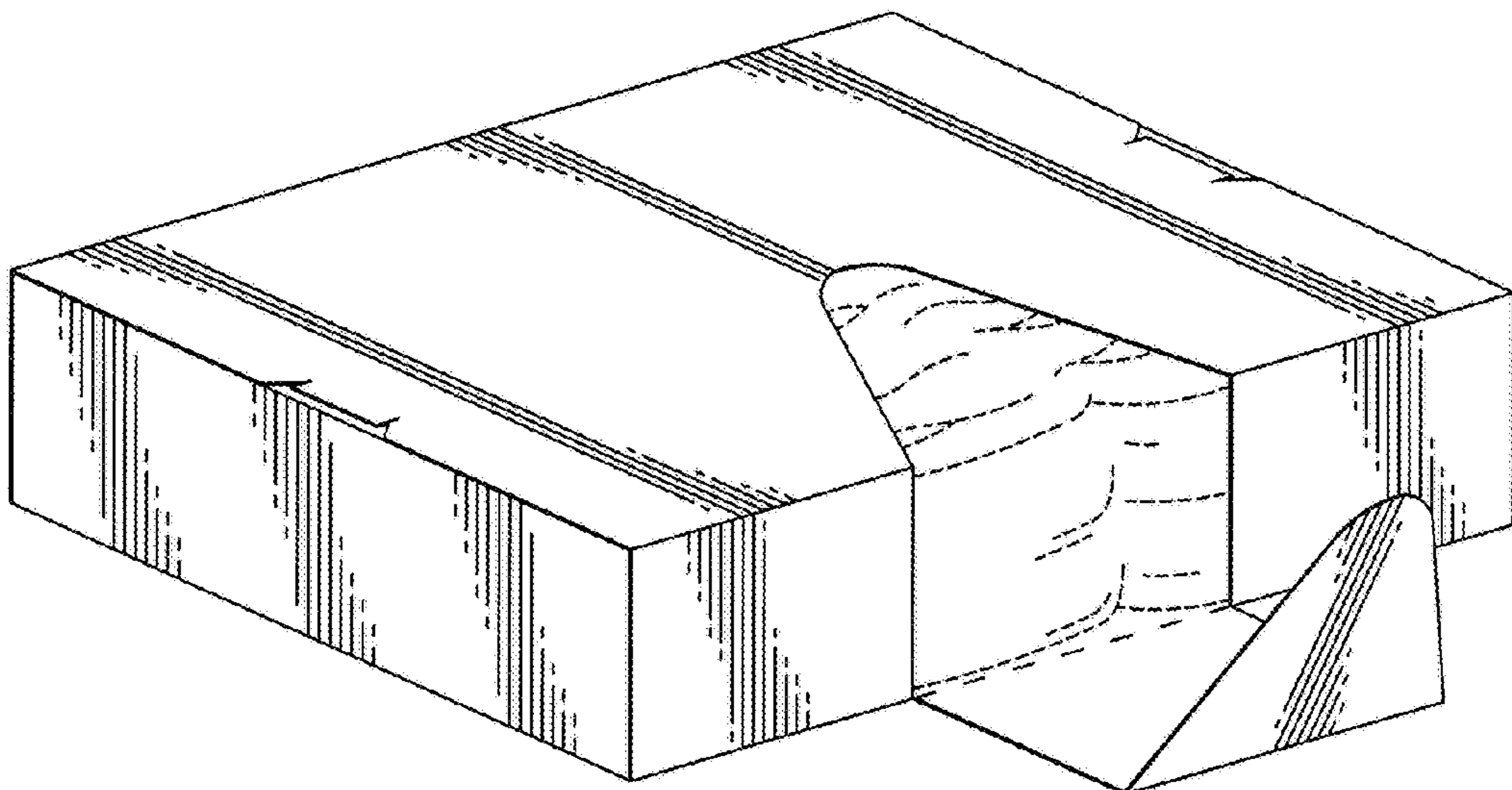


FIG. 2

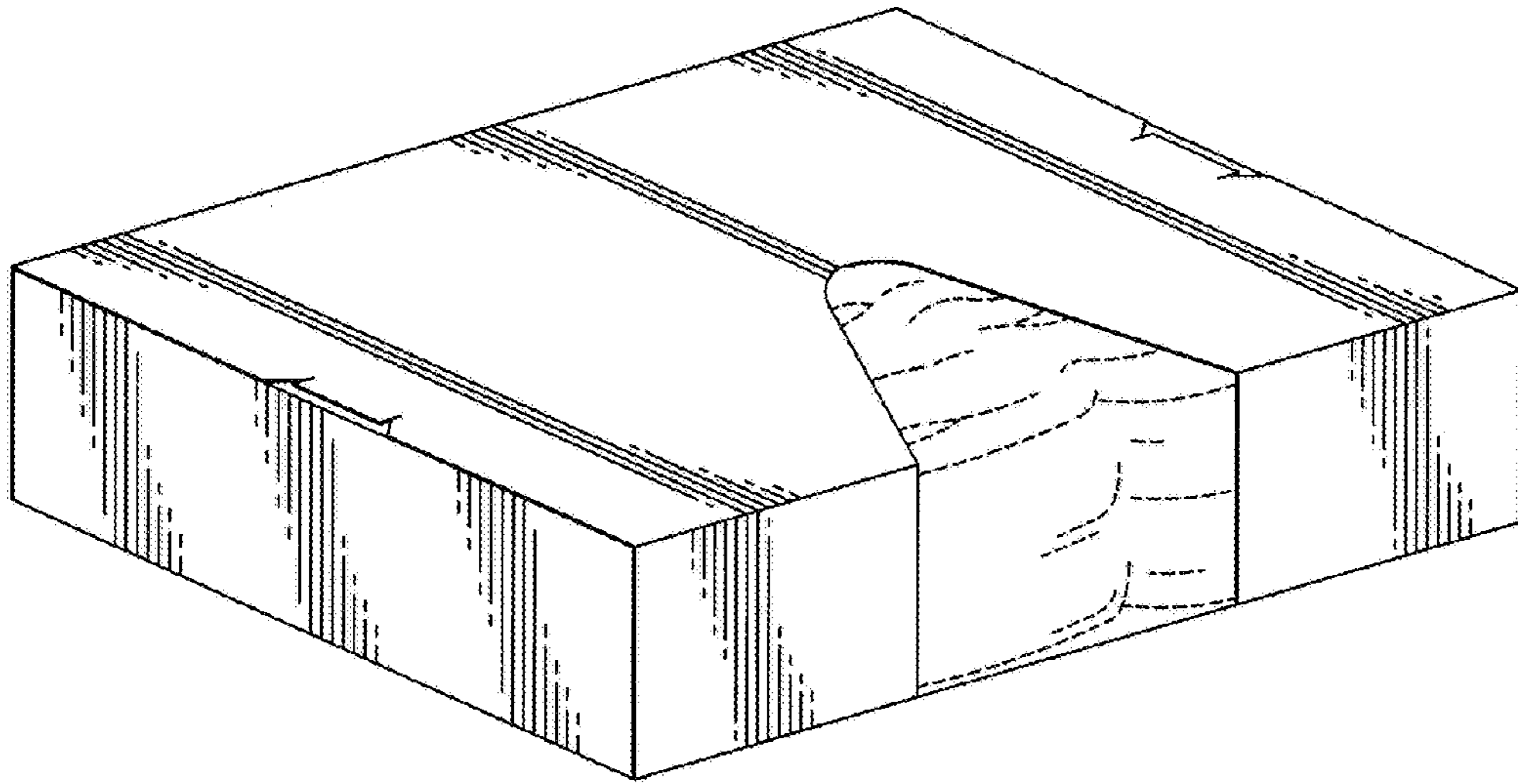


FIG. 3

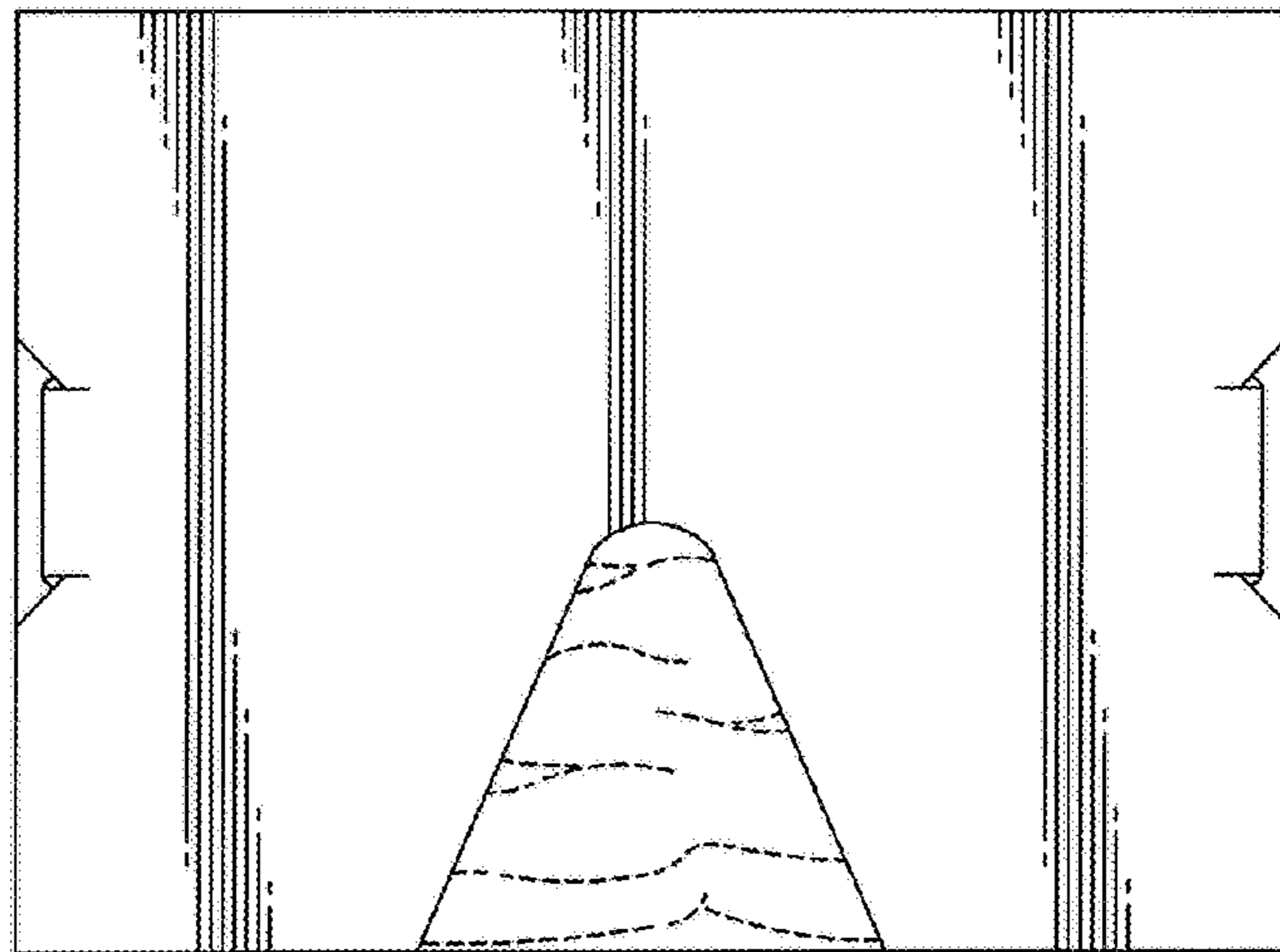


FIG. 4

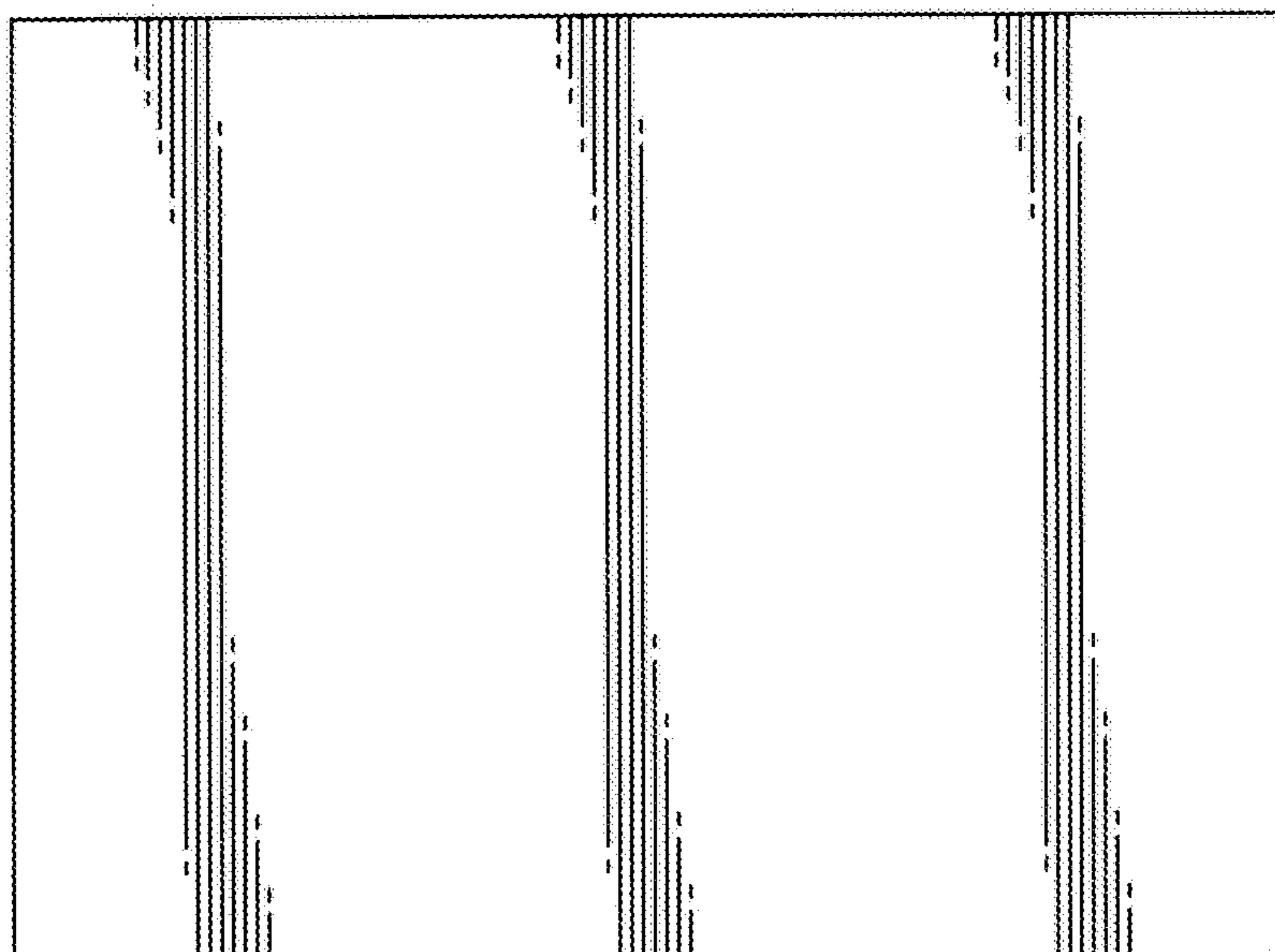


FIG. 5




FIG. 6

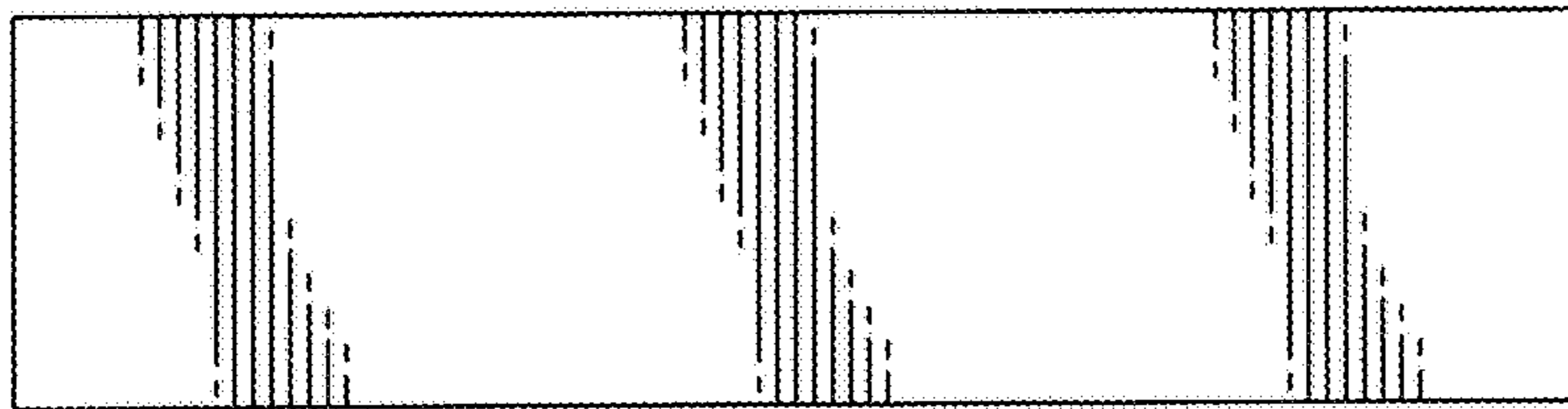


FIG. 7

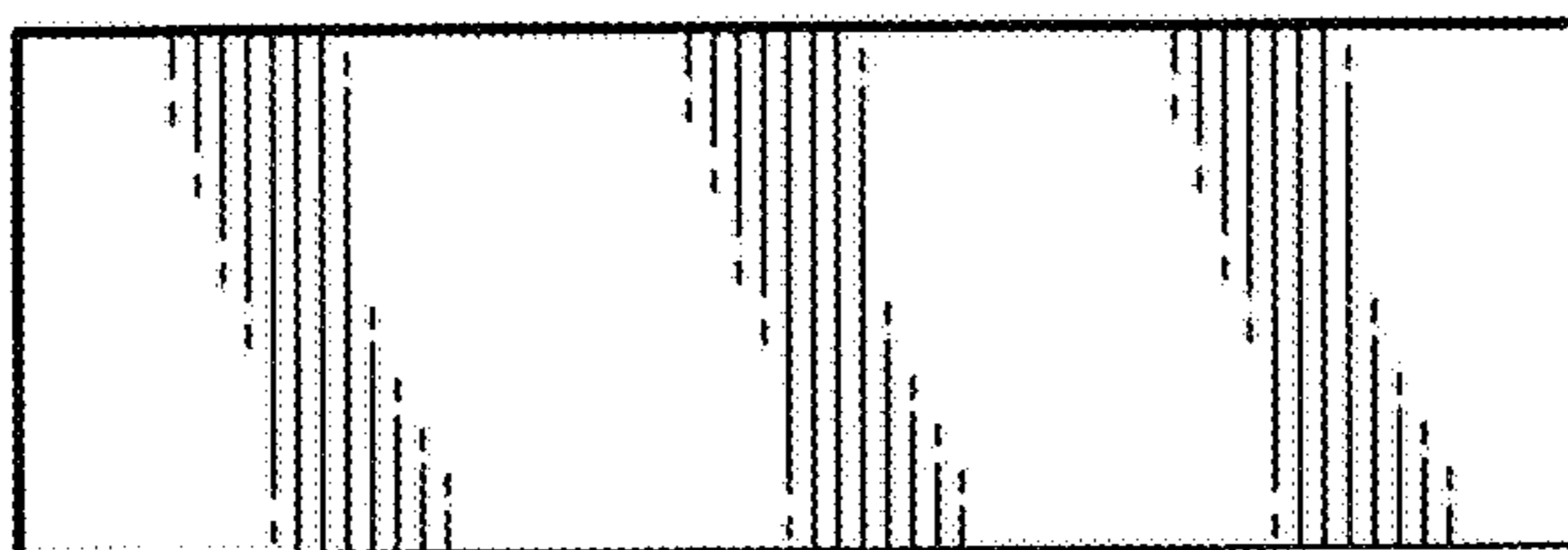


FIG. 8