

US00D696096S

(12) **United States Design Patent**
Daneman

(10) **Patent No.:** **US D696,096 S**
(45) **Date of Patent:** **** Dec. 24, 2013**

(54) **MOUNT PROVIDING EXTENSION TO A SHALLOW WATER ANCHORING SYSTEM**

(76) Inventor: **Stuart Emanuel Daneman**, Sarasota, FL (US)

(**) Term: **14 Years**

(21) Appl. No.: **29/402,387**

(22) Filed: **Sep. 22, 2011**

(51) **LOC (9) Cl.** **08-08**

(52) **U.S. Cl.**
USPC **D8/349**

(58) **Field of Classification Search**
USPC D8/349, 354, 380, 382, 366, 373;
248/300, 237, 309.1, 200; 52/188, 182,
52/191, 702, 712, 745.06, 189, 506.5,
52/586.1; 29/428, 525.01, 464; 249/14,
249/205, 208; 403/167, 169; D12/317;
114/230.17, 230.1, 294, 230.16, 364
See application file for complete search history.

(56) **References Cited**

U.S. PATENT DOCUMENTS

D287,931 S * 1/1987 Crone D8/373
4,708,083 A * 11/1987 Billings 114/230.17
6,041,730 A * 3/2000 Oliverio et al. 114/294
6,220,197 B1 * 4/2001 Pohlman 114/294

6,431,104 B1 * 8/2002 Webb 114/230.18
6,561,113 B2 * 5/2003 Leise 114/230.15
D490,293 S * 5/2004 Brown D8/354
D499,954 S * 12/2004 Brushaber D8/355
7,090,318 B2 * 8/2006 Brown 312/332
7,637,222 B1 * 12/2009 Keely 114/230.17
7,827,927 B2 * 11/2010 Kivi 114/294
7,870,829 B1 * 1/2011 Perry et al. 114/230.1
7,971,548 B2 * 7/2011 Kuenzel 114/294
8,051,789 B1 * 11/2011 Tyllisz 114/230.1
8,104,418 B1 * 1/2012 Thompson 114/230.16
2007/0151497 A1 * 7/2007 Gehrler 114/230.17
2011/0094429 A1 * 4/2011 Lewis et al. 114/230.16

* cited by examiner

Primary Examiner — Mark Goodwin

(74) *Attorney, Agent, or Firm* — Dorothy S. Morse


(57) **CLAIM**

The ornamental design for a mount providing extension to a shallow water anchoring system, as shown and described.

DESCRIPTION

FIG. 1 is a front view of a mount providing extension to a shallow water anchoring system according to my new design; FIG. 2 is a back view thereof; FIG. 3 is a perspective bottom view thereof; FIG. 4 is perspective top view thereof; FIG. 5 is a perspective view of the left side thereof; and, FIG. 6 is a perspective right side view thereof.

1 Claim, 6 Drawing Sheets



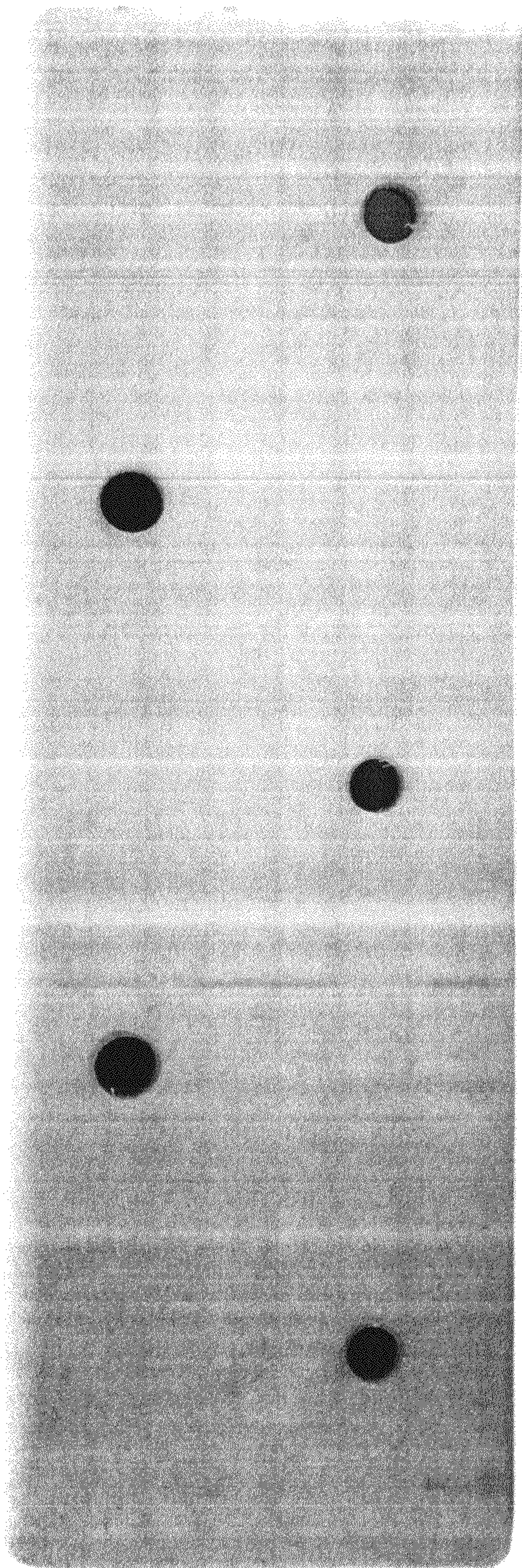


FIG. 1




FIG. 2




FIG. 3

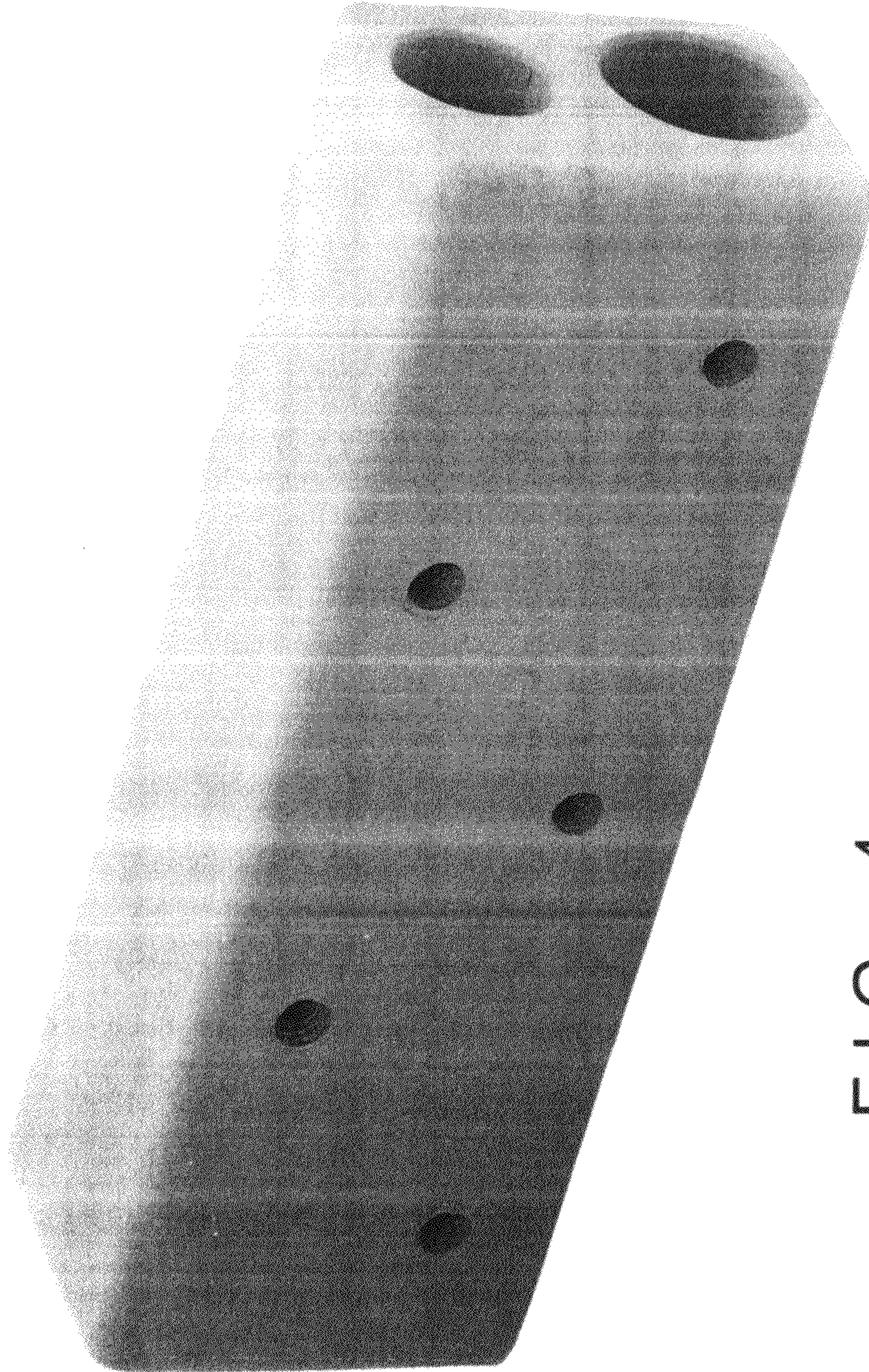


FIG. 4

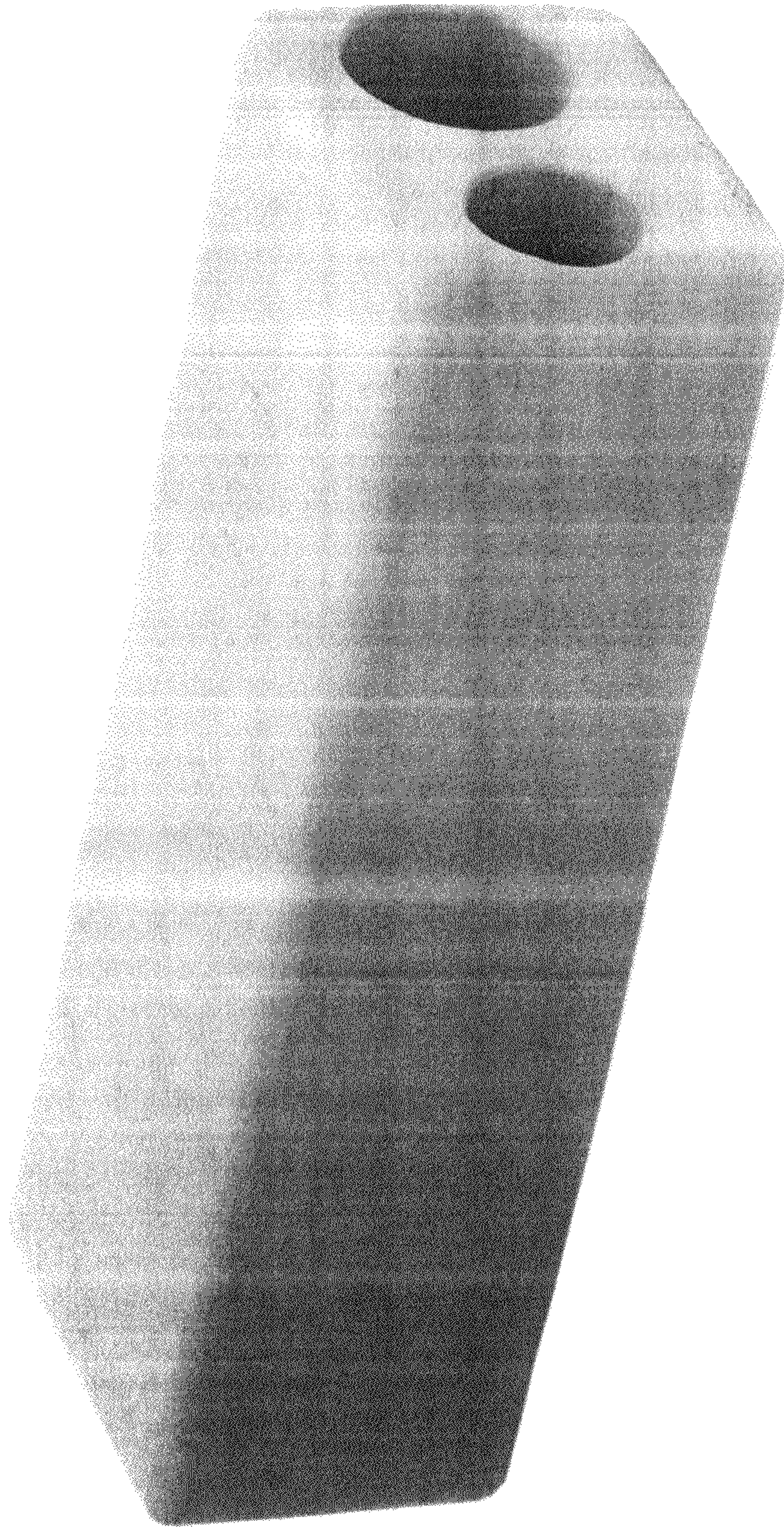


FIG. 5




FIG. 6