



US00D696025S

(12) **United States Design Patent**  
**Griffin**

(10) **Patent No.:** **US D696,025 S**

(45) **Date of Patent:** **\*\* Dec. 24, 2013**

(54) **TOOTHBRUSH**

D513,277 S \* 12/2005 Thornton ..... D17/14  
6,978,506 B2 \* 12/2005 Uskup ..... 15/114  
D643,219 S \* 8/2011 Xi et al. .... D4/108

(71) Applicant: **Practicon, Inc.**, Greenville, NC (US)

(72) Inventor: **Bradley P. Griffin**, Greenville, NC (US)

(73) Assignee: **Practicon, Inc.**, Greenville, NC (US)

(\*\*) Term: **14 Years**

(21) Appl. No.: **29/447,843**

(22) Filed: **Mar. 7, 2013**

(51) **LOC (9) Cl.** ..... **04-02**

(52) **U.S. Cl.**  
USPC ..... **D4/107; D4/124**

(58) **Field of Classification Search**  
USPC ..... D4/101, 104–112, 124, 134, 136, 138;  
15/159.1, 160, 188, 110, 143.1, 167.1,  
15/167.2; 132/308–311; 601/139, 141;  
606/161; D17/14; D21/405

See application file for complete search history.

(56) **References Cited**

**U.S. PATENT DOCUMENTS**

D224,155 S \* 7/1972 Smith ..... D17/14  
D349,408 S \* 8/1994 Cameron ..... D4/124  
5,924,159 A \* 7/1999 Haitin ..... 15/105  
D504,774 S \* 5/2005 DuCey ..... D4/107

**FOREIGN PATENT DOCUMENTS**

CN 201911543 U \* 8/2011 ..... A46B 15/00  
JP 1437009 S \* 3/2012  
KR 140301 S \* 7/1993  
KR 30-0359830 S \* 8/2004  
KR 30-0436408 S \* 1/2007

\* cited by examiner

*Primary Examiner* — Melanie H Tung

*Assistant Examiner* — Lavone D Tabor

(74) *Attorney, Agent, or Firm* — Ward and Smith, P.A.

(57) **CLAIM**

The ornamental design for a toothbrush, as shown and described.

**DESCRIPTION**

FIG. 1 is a perspective view of a toothbrush showing a new design;

FIG. 2 is a front view thereof;

FIG. 3 is a rear view thereof;

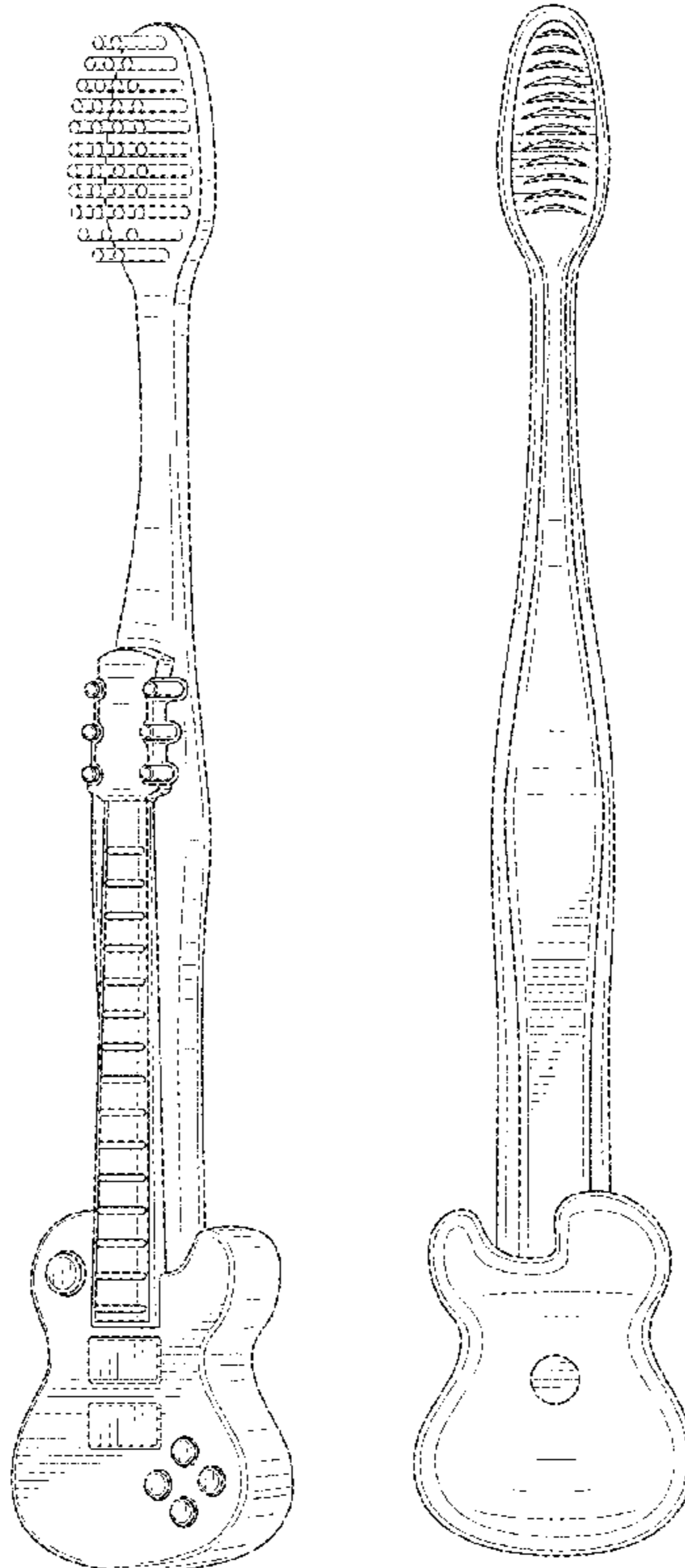
FIG. 4 is a right side view thereof;

FIG. 5 is a left side view thereof;

FIG. 6 is a top view thereof; and,

FIG. 7 is a bottom view thereof.

**1 Claim, 5 Drawing Sheets**



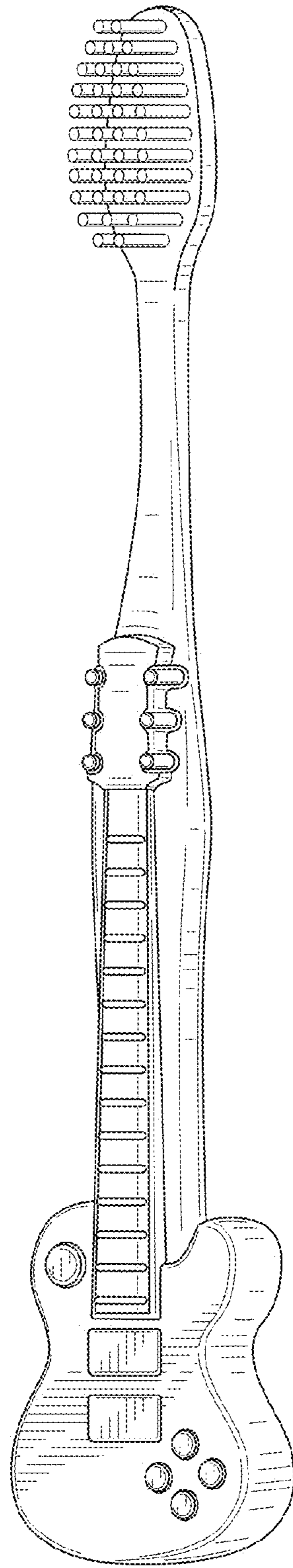


FIG. 1

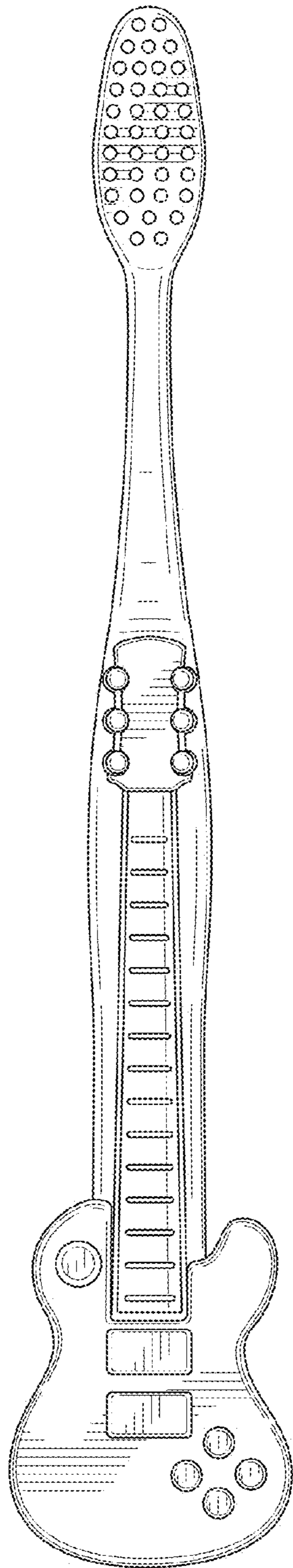


FIG. 2

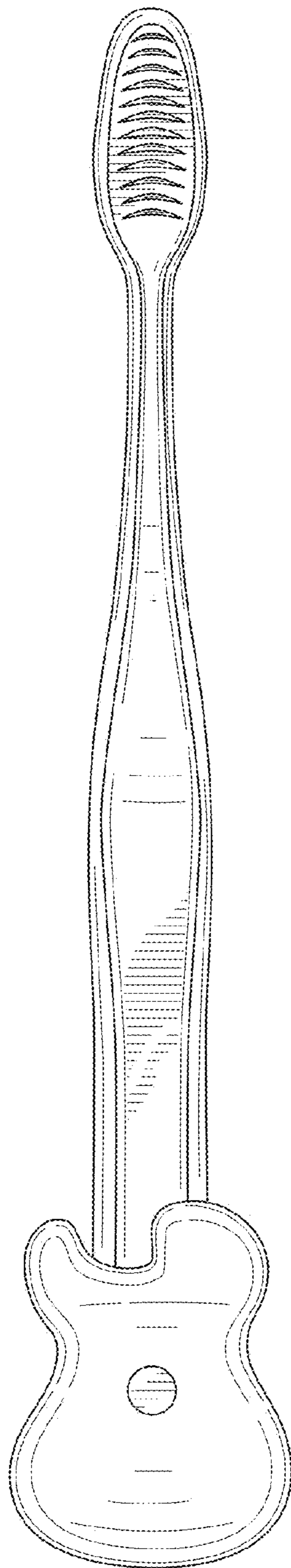


FIG. 3

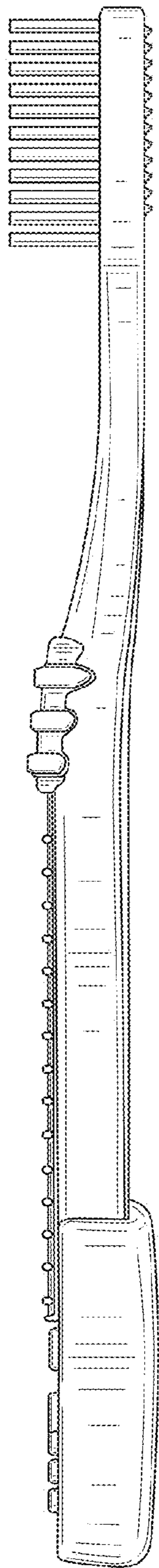


FIG. 4

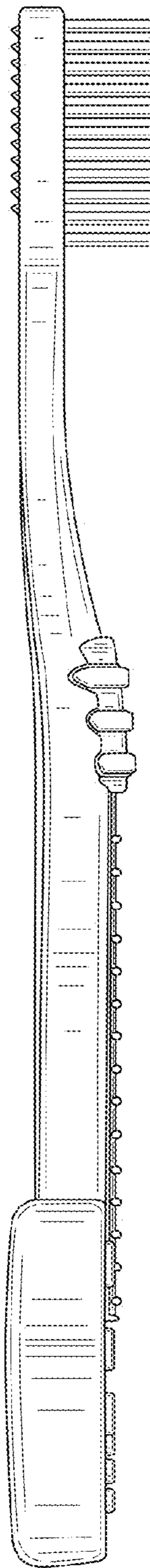


FIG. 5

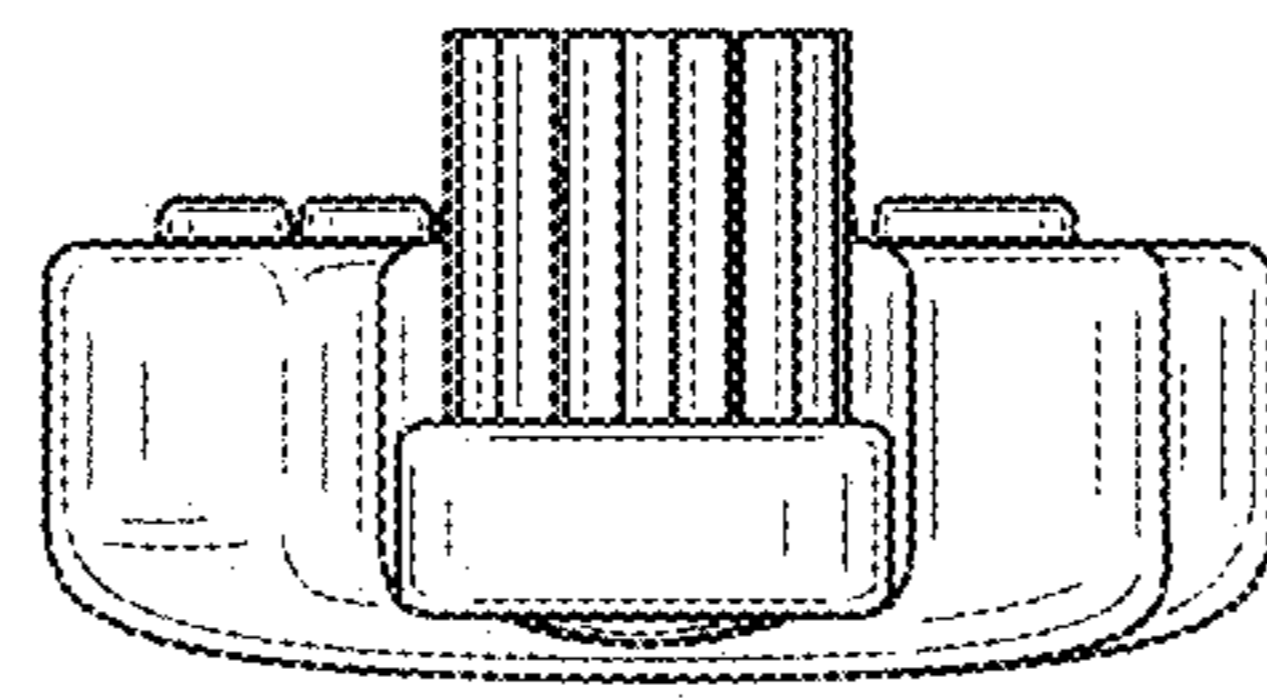


FIG. 6

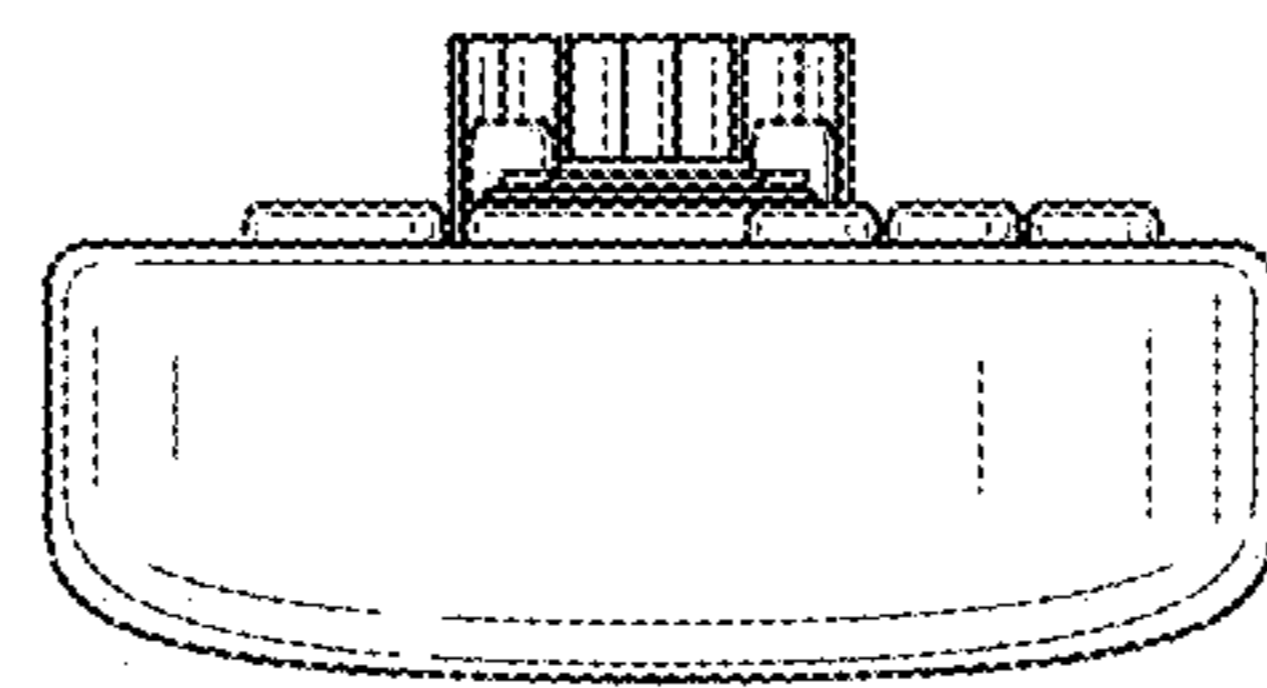


FIG. 7