

US00D696012S

(12) **United States Design Patent**
Hanlon

(10) **Patent No.:** **US D696,012 S**

(45) **Date of Patent:** **** Dec. 24, 2013**

(54) **V-SHAPED PATCH ON TOOL BAGS DESIGN**

6,138,595 A * 10/2000 Croyle et al. 2/247
D481,535 S * 11/2003 Cabrera et al. D3/228
D482,524 S * 11/2003 Cabrera et al. D3/228
D676,234 S * 2/2013 Moreau et al. D3/228

(75) Inventor: **Jared W. Hanlon**, Santa Clarita, CA
(US)

* cited by examiner

(73) Assignee: **Pull'r Holding Company, LLC**,
Schaumburg, IL (US)

Primary Examiner — Catheri Oliver-Garcia

(74) *Attorney, Agent, or Firm* — Cherskov Flaynik & Gurda,
LLC

(**) Term: **14 Years**

(21) Appl. No.: **29/403,140**

(57) **CLAIM**

The ornamental design for a V-shaped patch on tool bags design, as shown and described.

(22) Filed: **Oct. 1, 2011**

(51) **LOC (9) Cl.** **03-01**

DESCRIPTION

(52) **U.S. Cl.**
USPC **D3/224**

(58) **Field of Classification Search**
USPC D3/215, 221, 224, 226, 228, 232–254;
224/575–577, 625, 660, 665, 674, 676,
224/677, 680, 682–683, 904, 223, 245,
224/901.8, 918; 206/372–374; 2/247, 250
See application file for complete search history.


FIG. 1 is a front-right perspective of applicant's design.
FIG. 2 is a front elevational view thereof;
FIG. 3 is a right side elevational view thereof;
FIG. 4 is a top plan view thereof;
FIG. 5 is a bottom plan view thereof;
FIG. 6 is a rear elevational view thereof;
FIG. 7 is a left side elevational view thereof;
FIG. 8 is a depiction of the V-shaped patch on tool bags design, wherein said carrier is not a part of the design, but rather the carrier is used to show placement; and,
FIG. 9 is a depiction of multiple V-shaped patch on tool bags design, wherein said carrier is not a part of the design, but rather the carrier is used to show placement.
The broken line showing of environment in the drawings is included for the purpose of illustrating only and forms no part of the claimed design.

(56) **References Cited**

U.S. PATENT DOCUMENTS

1,645,502 A * 10/1927 Sweet 2/247
1,717,982 A * 6/1929 Krumpelbeck 2/247
2,476,354 A * 7/1949 Brisbin 2/247
2,550,151 A * 4/1951 Iknayan et al. 156/94
D349,603 S * 8/1994 Doerksen D3/228
5,517,696 A * 5/1996 Krugler 2/250
6,131,205 A * 10/2000 Arem 2/250

1 Claim, 4 Drawing Sheets






Fig. 1

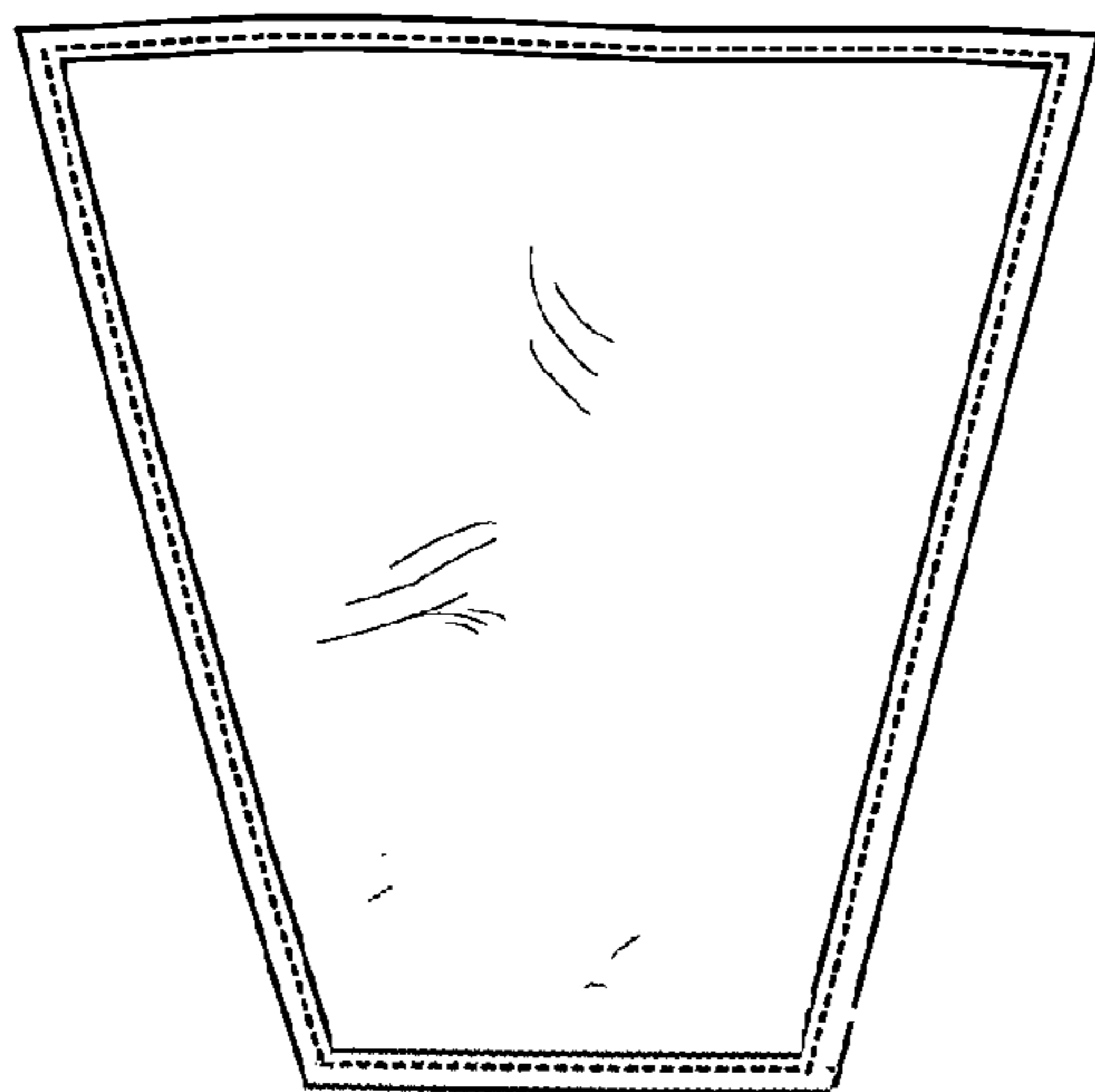


Fig. 2



Fig. 3




Fig. 4

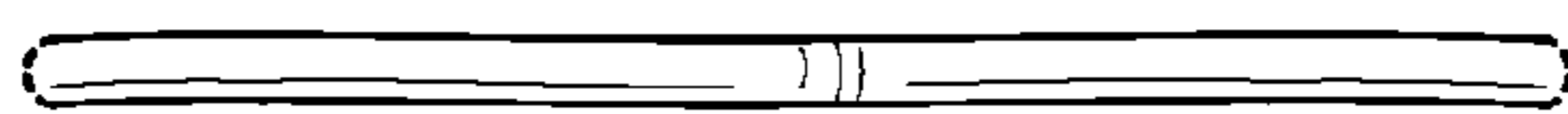


Fig. 5

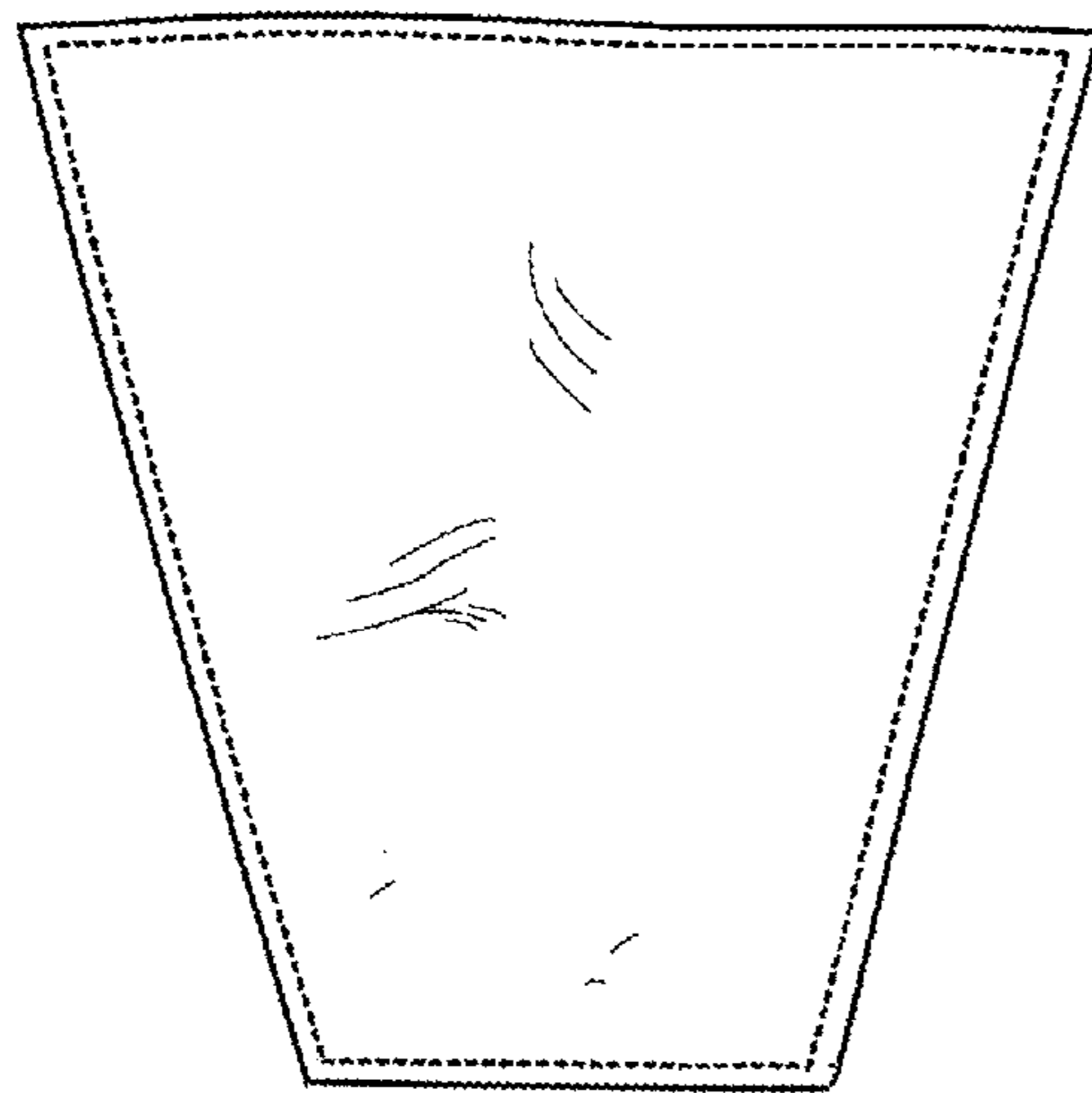


Fig. 6

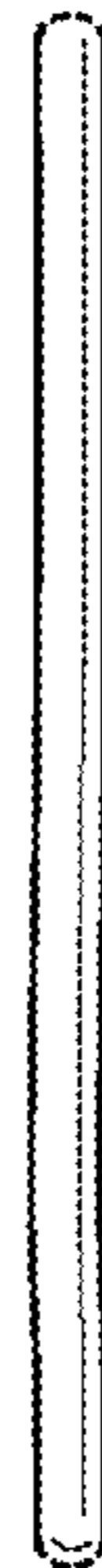
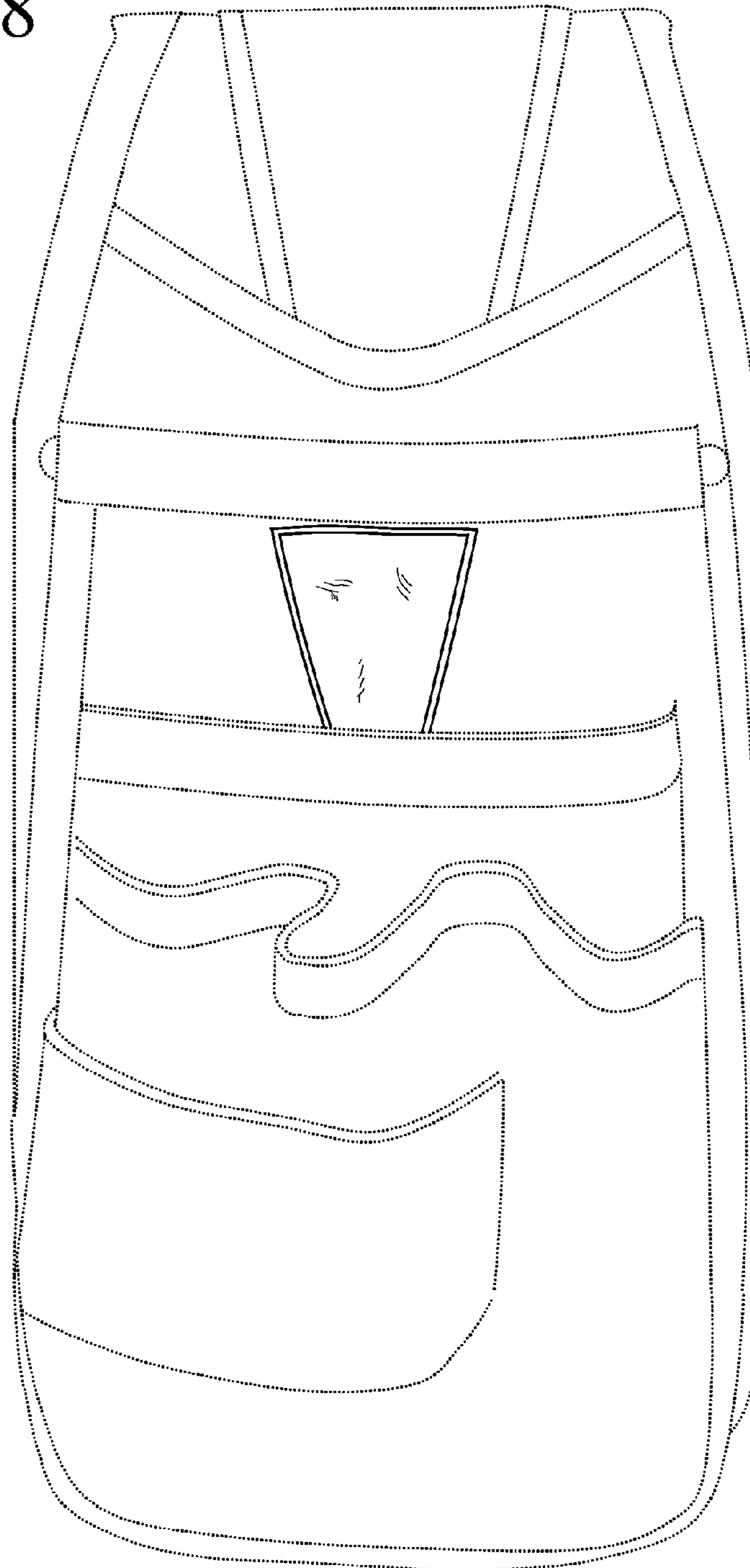


Fig. 7

Fig. 8



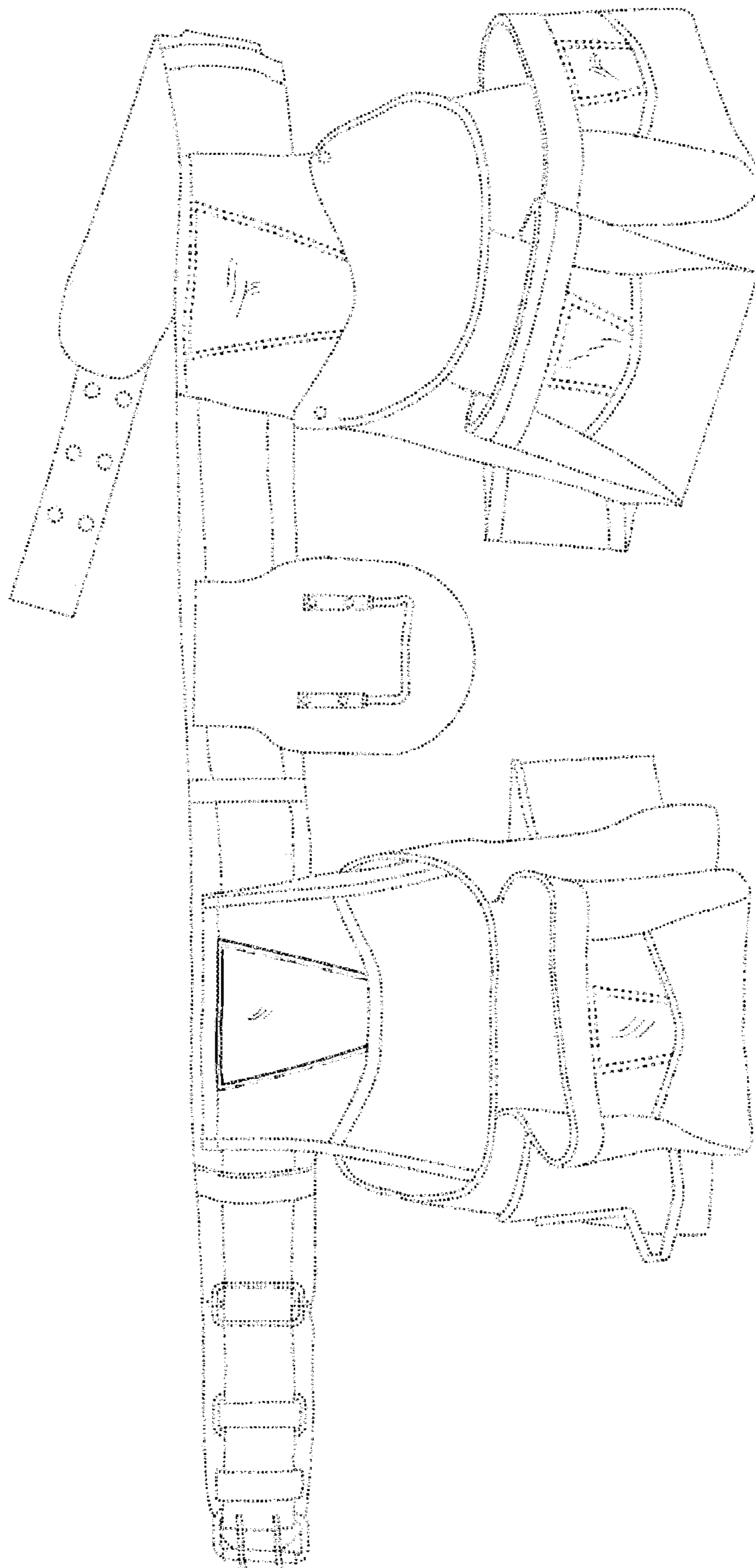


Fig. 9