



US00D696011S

(12) **United States Design Patent**
Briones

(10) **Patent No.:** **US D696,011 S**

(45) **Date of Patent:** **** Dec. 24, 2013**

(54) **SEATBELT STRAP ATTACHED CELL PHONE POCKET**

(76) Inventor: **Silas Briones**, West Covina, CA (US)

(**) Term: **14 Years**

(21) Appl. No.: **29/413,887**

(22) Filed: **Feb. 22, 2012**

(51) **LOC (9) Cl.** **03-01**

(52) **U.S. Cl.**
USPC **D3/218; D2/639**

(58) **Field of Classification Search**
USPC D3/218, 226, 215, 219, 224, 247-249;
D2/639; 224/269, 625-626, 655, 669,
224/647, 929-930; 206/305, 320; 379/449;
D12/417

See application file for complete search history.

(56) **References Cited**

U.S. PATENT DOCUMENTS

D465,324 S *	11/2002	Matthew	D3/226
6,568,576 B1 *	5/2003	Godshaw et al.	224/647
D489,890 S *	5/2004	Gorham, Jr.	D3/218
D507,872 S *	8/2005	Watson	D3/218
D518,290 S *	4/2006	Andre et al.	D3/218
D570,598 S *	6/2008	Chan	D3/218
D572,901 S *	7/2008	St. George	D3/218

* cited by examiner

Primary Examiner — Catheri Oliver-Garcia

(74) *Attorney, Agent, or Firm* — Kenneth L. Green

(57) **CLAIM**

The ornamental design for a seatbelt strap attached cell phone pocket.

DESCRIPTION

FIG. 1 is a front elevation view of the seatbelt strap attached cell phone pocket showing my new design including the environment thereof.

FIG. 2 is a front elevation view of seatbelt strap attached cell phone pocket unfolded.

FIG. 3 is a rear elevation view of seatbelt strap attached cell phone pocket unfolded.

FIG. 4 is a front elevation view of seatbelt strap attached cell phone pocket folded.

FIG. 5 is a side elevation view of seatbelt strap attached cell phone pocket folded.

FIG. 6 is a top plan view of seatbelt strap attached cell phone pocket folded.

FIG. 7 is a bottom plan view of seatbelt strap attached cell phone pocket folded.

FIG. 8 is a front elevation view of seatbelt strap attached cell phone pocket folded and in use.

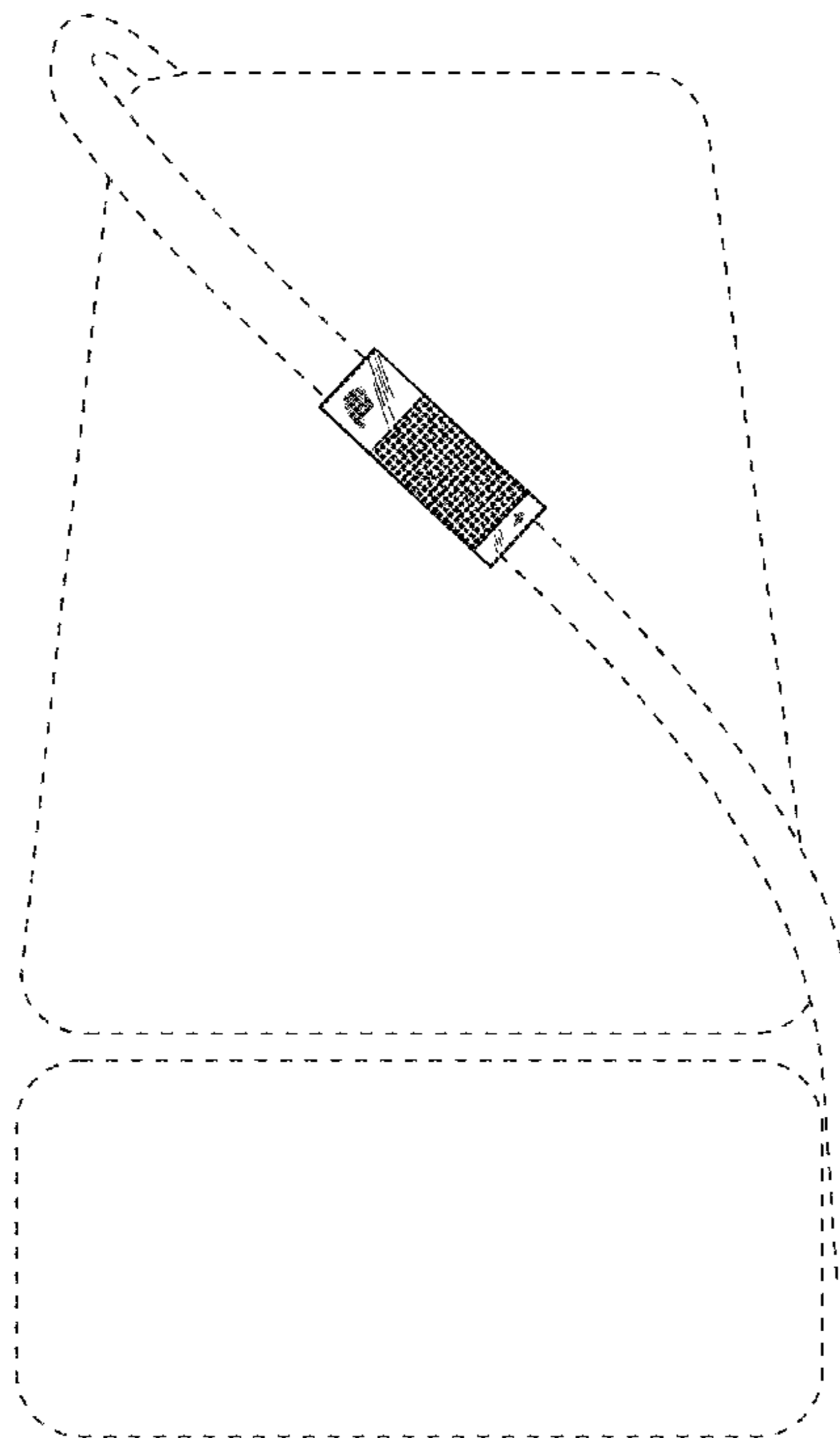
FIG. 9 is a side elevation view of seatbelt strap attached cell phone pocket folded and in use.

FIG. 10 is a top plan view of seatbelt strap attached cell phone pocket folded and in use; and,

FIG. 11 is a bottom plan view of seatbelt strap attached cell phone pocket folded and in use.

The broken line showing of environment in the drawings is included for the purpose of illustrating only and forms no part of the claimed design.

1 Claim, 3 Drawing Sheets



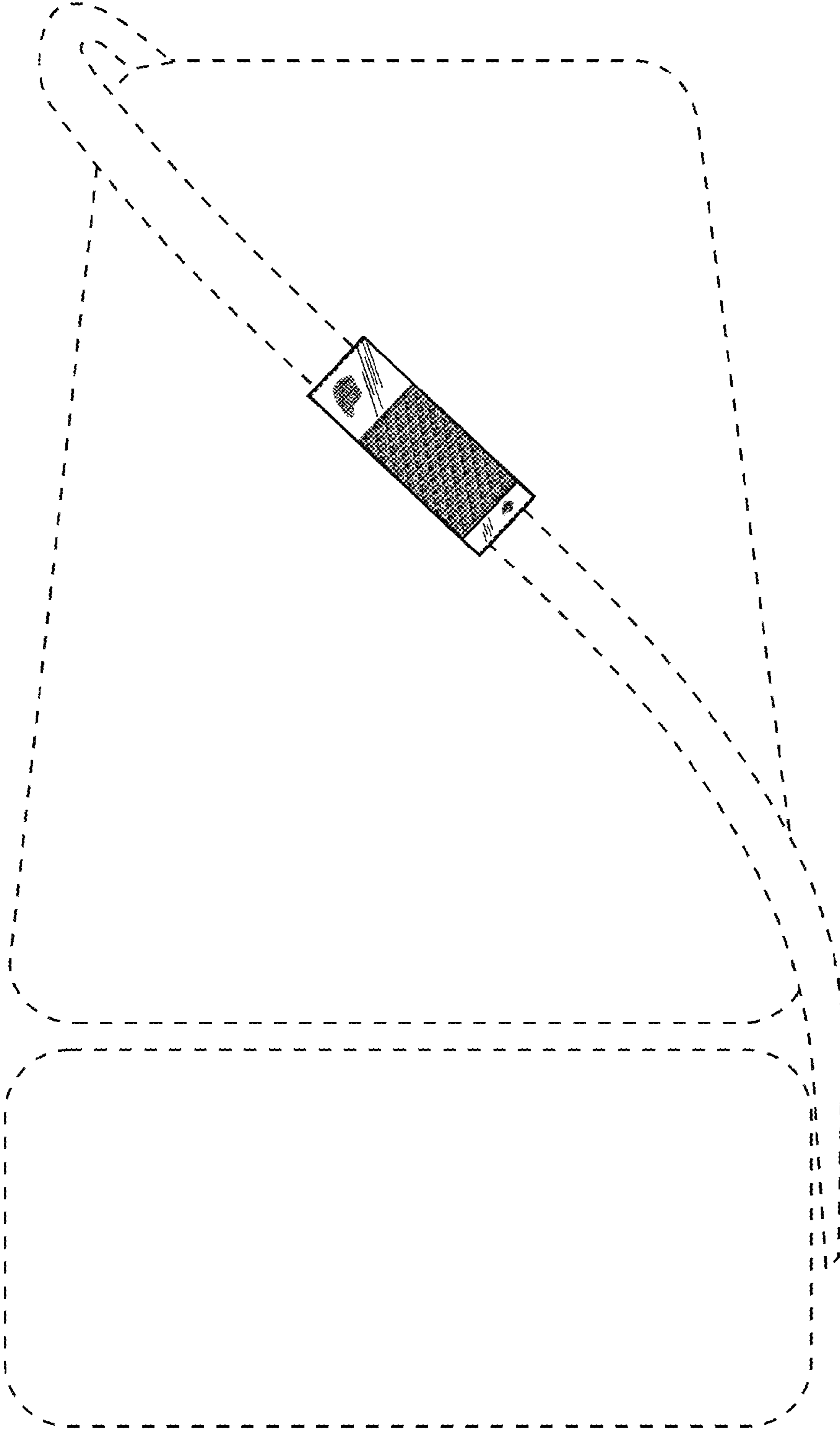


FIG. 1




FIG. 3

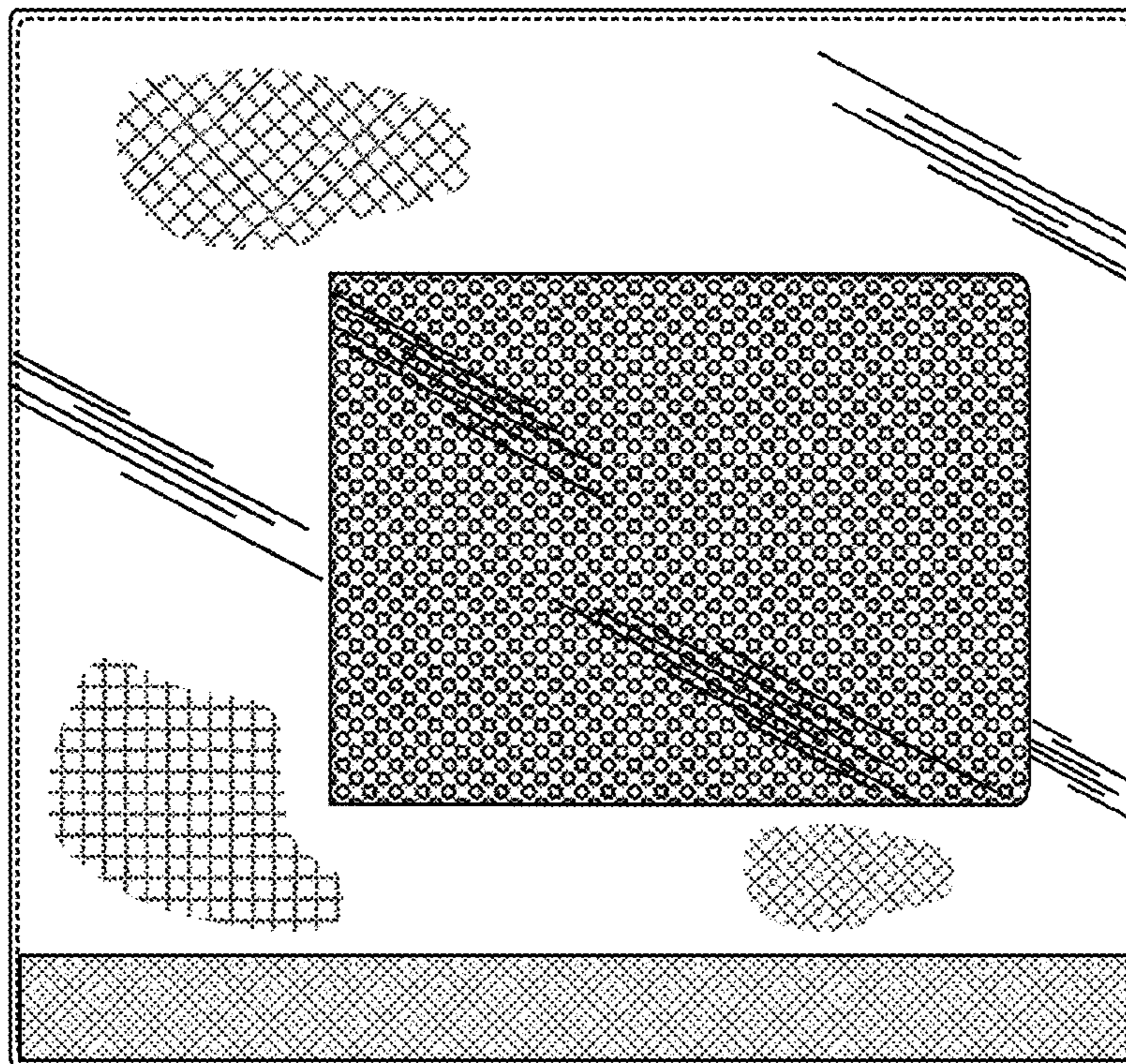


FIG. 2

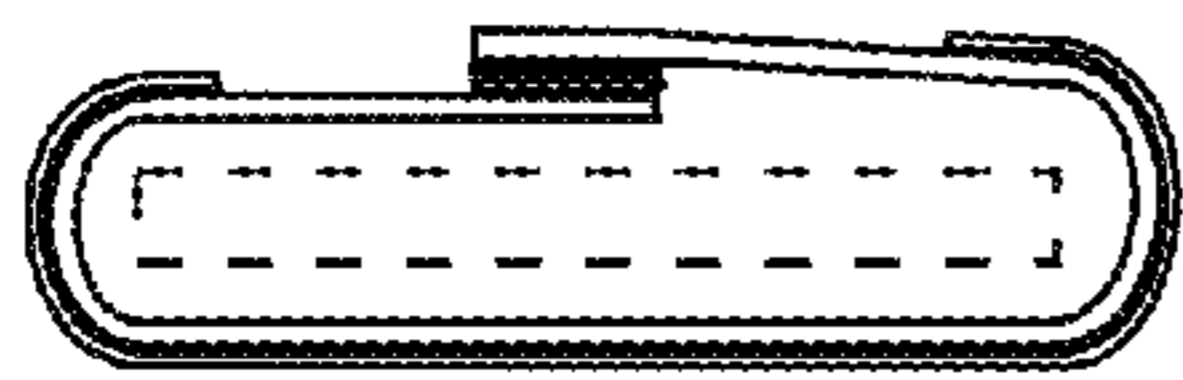


FIG. 6

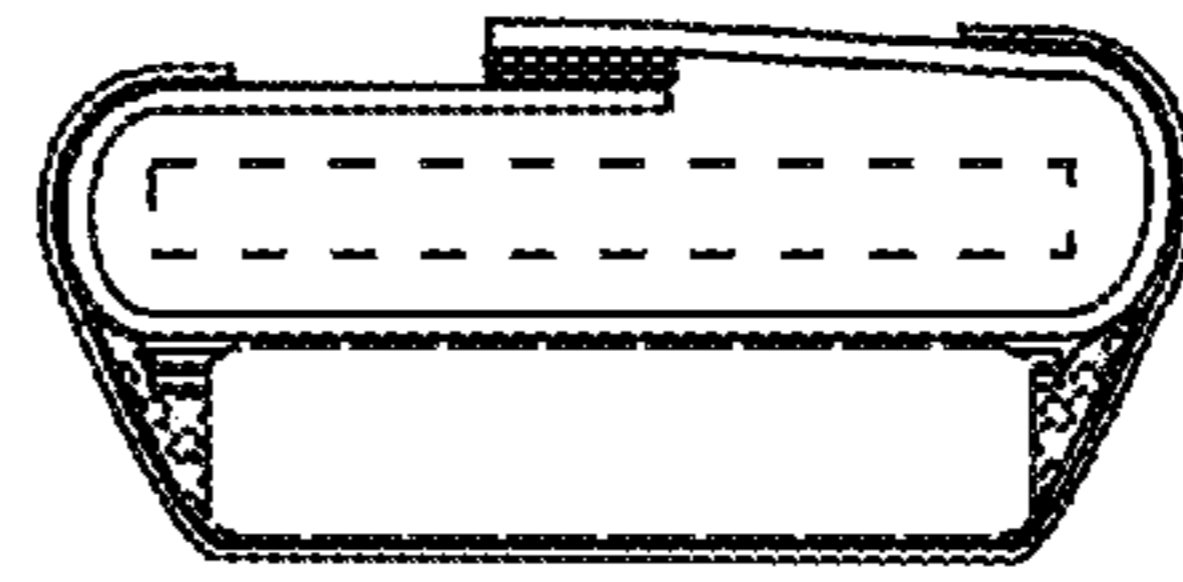


FIG. 10




FIG. 4



FIG. 5




FIG. 8




FIG. 9




FIG. 7




FIG. 11