

US00D696002S

(12) **United States Design Patent**
Finneran

(10) **Patent No.:** **US D696,002 S**

(45) **Date of Patent:** **** Dec. 24, 2013**

(54) **SHOE**

(71) Applicant: **Marguerite Finneran**, Beverly Hills,
CA (US)

(72) Inventor: **Marguerite Finneran**, Beverly Hills,
CA (US)

(**) Term: **14 Years**

(21) Appl. No.: **29/461,805**

(22) Filed: **Jul. 27, 2013**

D260,451 S *	9/1981	Greenblatt et al.	D2/952
D278,947 S *	5/1985	Foldes	D2/940
6,000,704 A *	12/1999	Balbinot et al.	36/100
6,948,261 B1 *	9/2005	Grasso	36/100
D513,836 S *	1/2006	Magro et al.	D2/925
7,010,872 B2 *	3/2006	Pawlus et al.	36/100
D534,341 S *	1/2007	Choi	D2/971
D572,445 S *	7/2008	Matis	D2/952
D586,091 S *	2/2009	Koh	D2/952
D599,093 S *	9/2009	Issler	D2/971
D637,802 S *	5/2011	Jankowski	D2/939
D651,385 S *	1/2012	Menghi	D2/939
D660,565 S *	5/2012	Della Valle et al.	D2/939
D668,027 S *	10/2012	Millieret	D2/939
D668,850 S *	10/2012	Pozzi	D2/939
D686,809 S *	7/2013	Finneran	D2/939

Related U.S. Application Data

(63) Continuation of application No. 29/405,030, filed on
Oct. 27, 2011, now Pat. No. Des. 686,809.

(51) **LOC (9) Cl.** **02-04**

(52) **U.S. Cl.**
USPC **D2/939**; D2/925

(58) **Field of Classification Search**
USPC D2/896, 925-942, 969, 971; 36/1, 83,
36/8.3, 45-58, 100, 101, 104, 108, 76 R
See application file for complete search history.

(56) **References Cited**

U.S. PATENT DOCUMENTS

D66,952 S *	3/1925	Pierce	D2/952
D89,419 S *	3/1933	White	D2/952
2,491,930 A *	12/1949	Parlante	36/101
D164,847 S *	10/1951	Dronoff	D2/971
D169,717 S *	5/1953	White et al.	D2/925
3,225,462 A *	12/1965	Lamberti	36/100

* cited by examiner

Primary Examiner — Dominic Simone

(74) *Attorney, Agent, or Firm* — QuickPatents; Kevin Prince

(57) **CLAIM**

I claim the ornamental design for a shoe, as shown and
described.

DESCRIPTION

FIG. 1 is a perspective view of a shoe, showing my new
design;

FIG. 2 is a top plan view thereof;

FIG. 3 is a bottom plan view thereof;

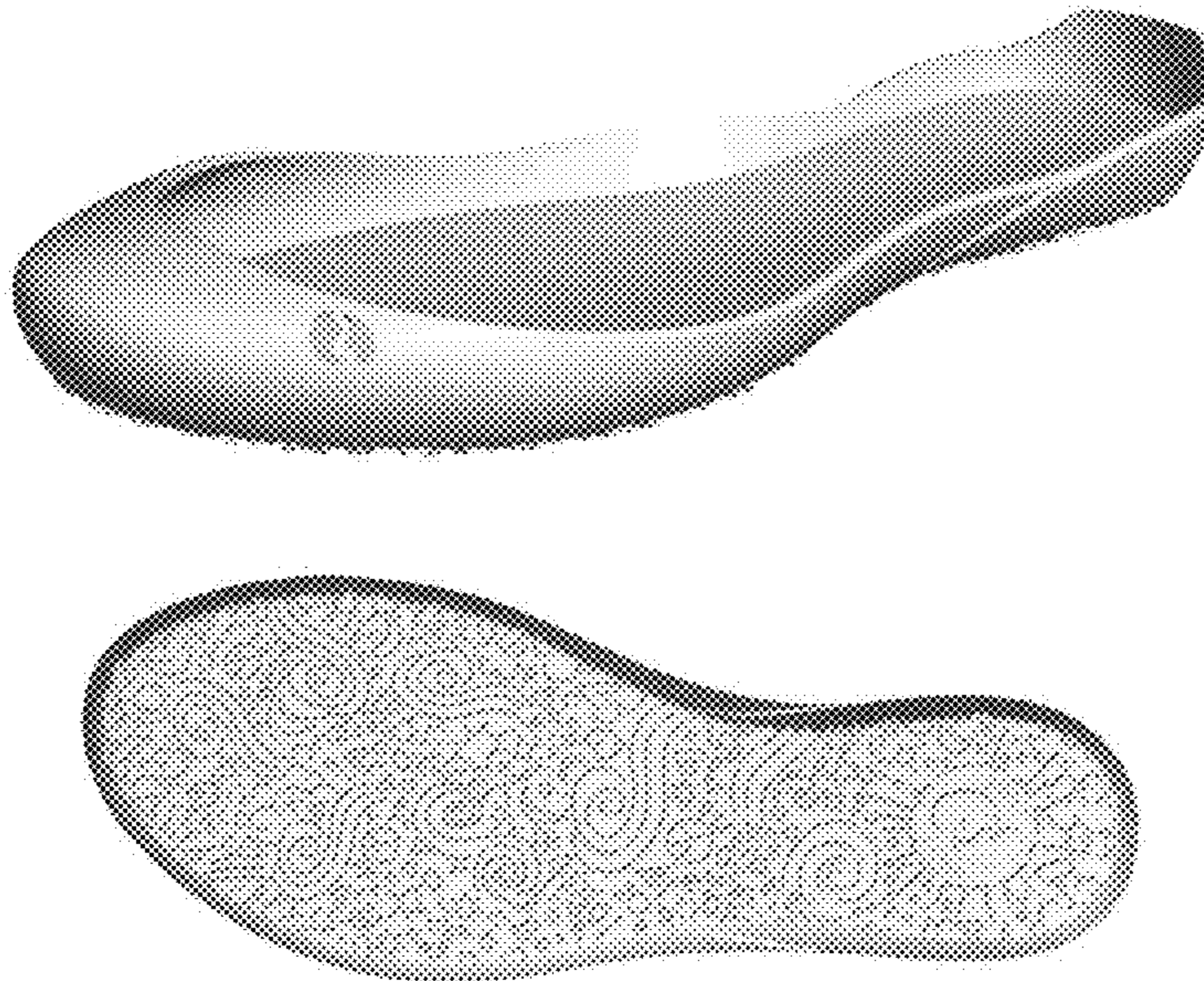
FIG. 4 is a front elevational view thereof;

FIG. 5 is a rear elevational view thereof;

FIG. 6 is a left-side elevational view thereof; and,

FIG. 7 is a right-side elevational view thereof.

1 Claim, 3 Drawing Sheets






FIG. 1

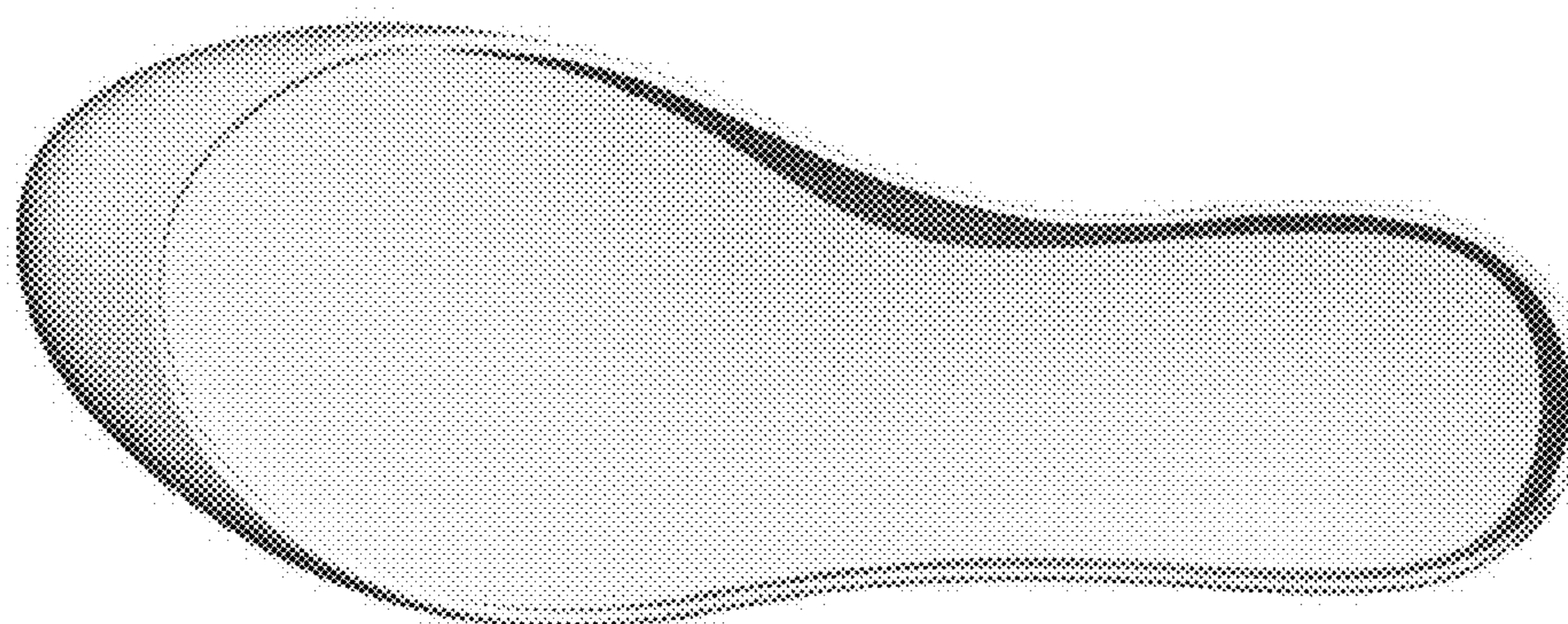


FIG. 2

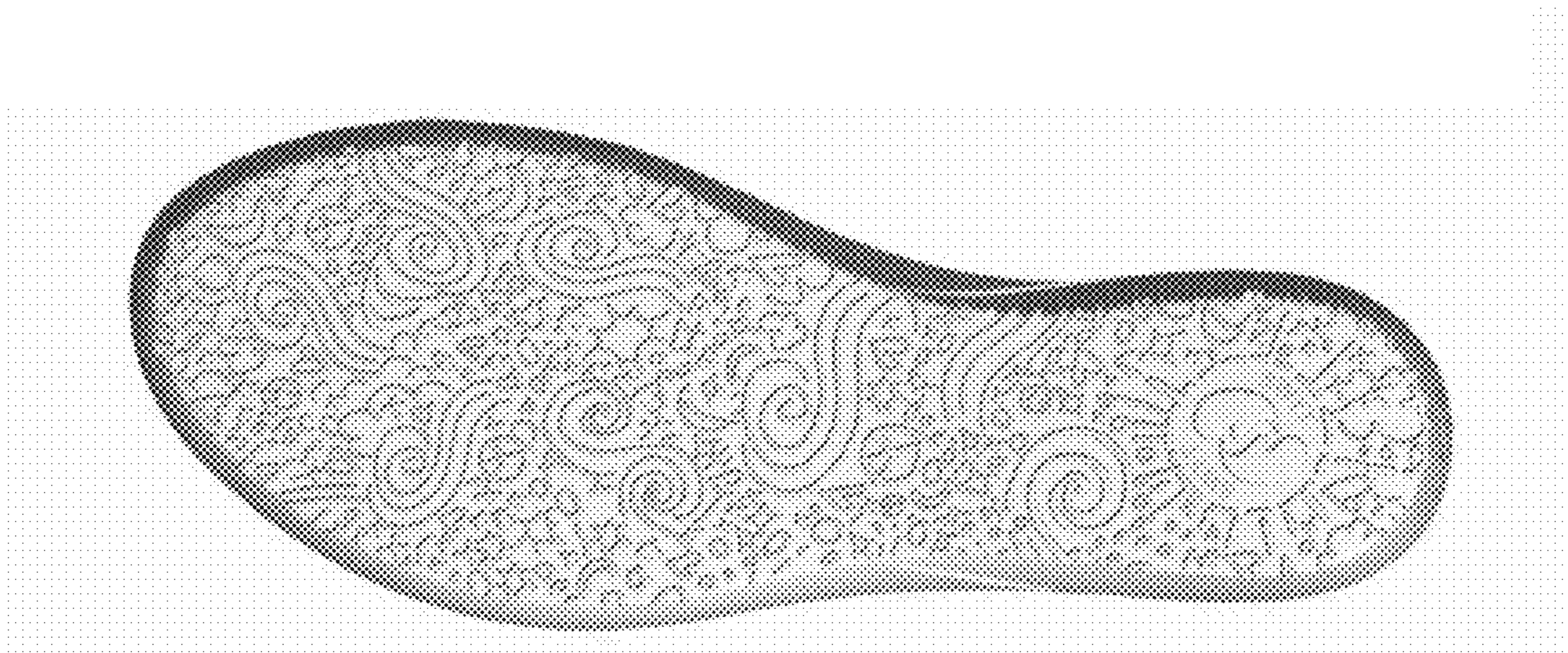


FIG. 3




FIG. 4

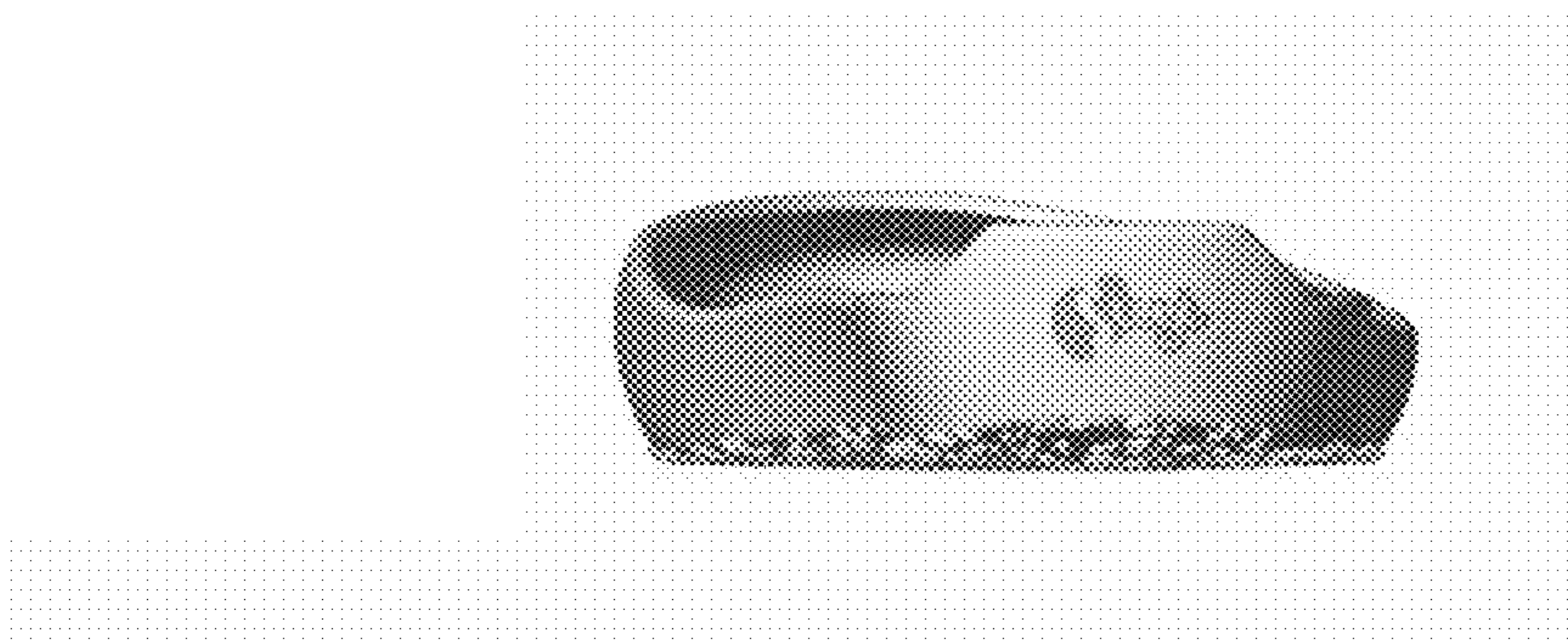


FIG. 5

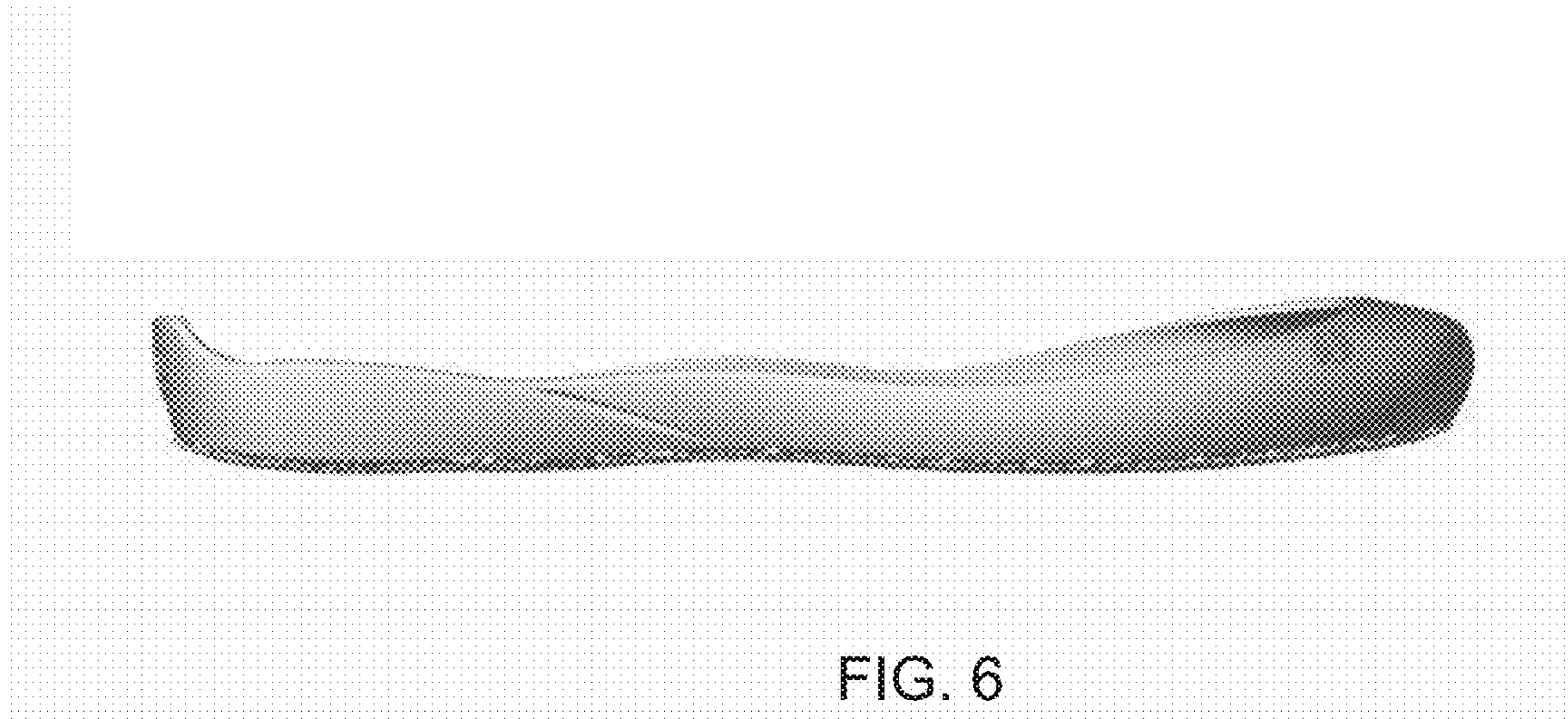


FIG. 6

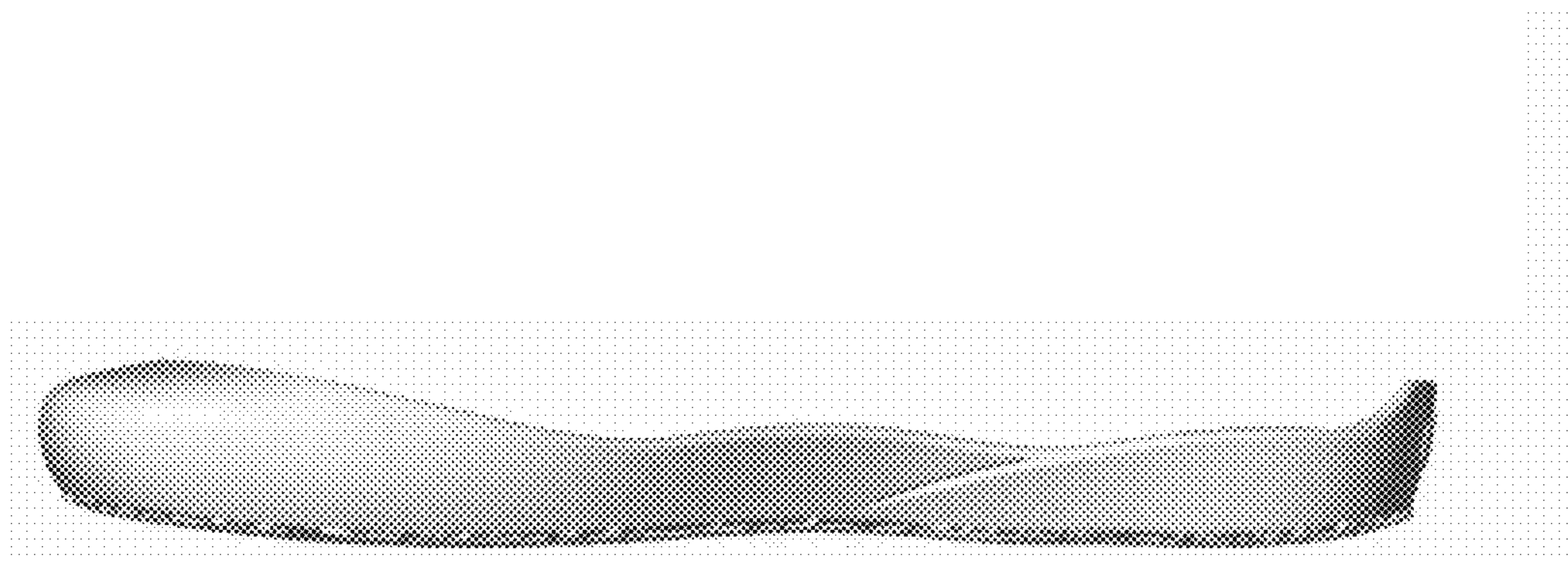


FIG. 7