

US00D695997S

(12) **United States Design Patent**
Hoffmann

(10) **Patent No.:** **US D695,997 S**
(45) **Date of Patent:** **** Dec. 24, 2013**

- (54) **SCARF**
- (71) Applicant: **Robert Hoffmann**, Ipswich, MA (US)
- (72) Inventor: **Robert Hoffmann**, Ipswich, MA (US)
- (**) Term: **14 Years**
- (21) Appl. No.: **29/448,394**
- (22) Filed: **Mar. 12, 2013**

1,612,757 A	12/1926	Wells	
2,125,451 A *	8/1938	Kolliner	36/2 R
2,150,069 A	3/1939	Koleno	
4,315,504 A	2/1982	Drennan et al.	
4,488,315 A	12/1984	Hoerlein	
4,559,647 A	12/1985	Smith et al.	
4,631,753 A	12/1986	Ehring	
4,706,304 A	11/1987	Jones	
4,977,622 A	12/1990	Schley	
D349,387 S	8/1994	Crabbe	
D387,886 S	12/1997	Smith et al.	

(Continued)

Related U.S. Application Data

- (60) Continuation of application No. 29/433,619, filed on Oct. 2, 2012, now Pat. No. Des. 677,857, which is a division of application No. 29/418,369, filed on Apr. 16, 2012, now Pat. No. Des. 670,888.
- (51) **LOC (9) Cl.** **02-05**
- (52) **U.S. Cl.**
USPC **D2/502**
- (58) **Field of Classification Search**
USPC D2/500, 501, 502, 503, 504, 505, 506, D2/507, 508, 600, 602, 603, 604, 605, 606, D2/607, 608, 609, 610, 614, 615, 616, 617, D2/622, 627, 628, 629, 631, 632; D6/598; 2/59, 91, 92, 123, 124, 125, 158, 159, 2/162, 170, 207, 208, 144, 145, 146, 147, 2/148, 149, 150, 151, 152.1, 153, 154, 2/155, 156, 157
See application file for complete search history.

Primary Examiner — Karen E Eldridge Powers

(74) *Attorney, Agent, or Firm* — Wolf, Greenfield & Sacks, P.C.

(57) **CLAIM**

The ornamental design for scarf, as shown and described.

DESCRIPTION

FIG. 1 is a top view of a first embodiment of the scarf, the bottom view being a mirror image thereof;
 FIG. 2 is a side view of the scarf shown in FIG. 1, the opposite side view being a mirror image thereof;
 FIG. 3 is a left end view of the scarf shown in FIG. 1, the right end view being a mirror image thereof;
 FIG. 4 is a top view of a second embodiment of the scarf, the bottom view being a mirror image thereof; and,
 FIG. 5 is a side view of the scarf shown in FIG. 4, the opposite side view being a mirror image thereof, and wherein the left end view of the scarf shown in FIGS. 4 and 5 is identical to the scarf shown in FIG. 3, and the right end view being a mirror image thereof.

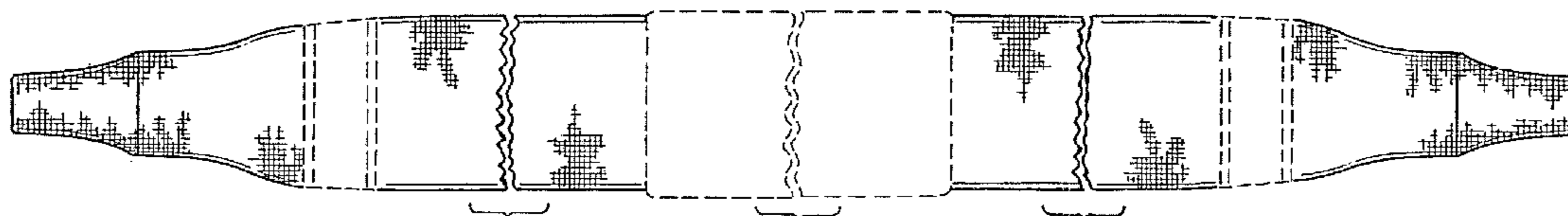
The features of the article shown in broken lines in the drawings form no part of the claimed design. The bracketed separations shown in FIGS. 4 and 5 indicate that the precise length of the scarf at these points is not claimed.

1 Claim, 2 Drawing Sheets

(56) **References Cited**

U.S. PATENT DOCUMENTS

410,600 A	9/1889	Mills	
699,802 A	5/1902	Mendelsohn	
1,157,341 A	10/1915	Tallerday	
1,285,917 A *	11/1918	Bradley et al.	2/91
1,508,834 A	9/1924	Cohen	



US D695,997 S

Page 2

(56)

References Cited

U.S. PATENT DOCUMENTS

D415,282 S * 10/1999 Rutledge et al. D24/190
D418,633 S * 1/2000 Ruth D29/120.1
D431,343 S * 10/2000 Sampson D2/610
D442,765 S * 5/2001 Newman D2/610

D449,422 S * 10/2001 Massie D2/614
D469,945 S 2/2003 Mayer
6,941,579 B2 9/2005 Tanenbaum
D516,256 S 2/2006 Dymburt
7,467,423 B1 12/2008 Tawfik
D677,857 S * 3/2013 Hoffmann D2/502

* cited by examiner




Fig. 1



Fig. 2



Fig. 3

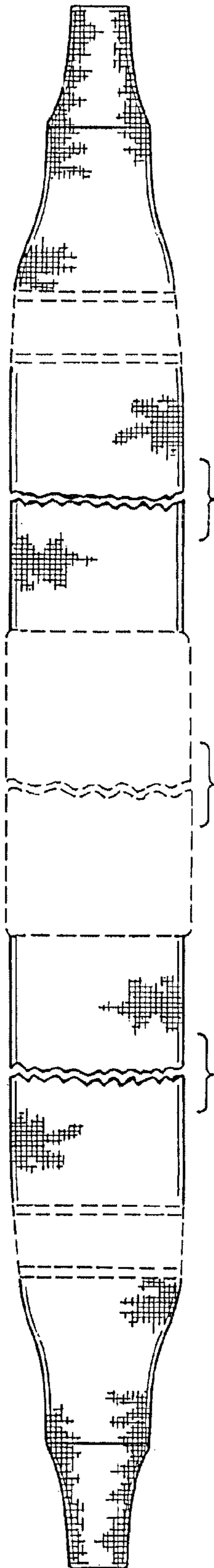


Fig. 4



Fig. 5