



US00D695996S

(12) **United States Design Patent**
Paul

(10) **Patent No.:** **US D695,996 S**

(45) **Date of Patent:** **** Dec. 24, 2013**

(54) **SCARF WITH NECK PILLOW POCKET**

(71) Applicant: **Tiffany Paul**, Marina del Rey, CA (US)

(72) Inventor: **Tiffany Paul**, Marina del Rey, CA (US)

(**) Term: **14 Years**

(21) Appl. No.: **29/454,103**

(22) Filed: **May 6, 2013**

(51) **LOC (9) Cl.** **02-05**

(52) **U.S. Cl.**
USPC **D2/501**

(58) **Field of Classification Search**
USPC D2/500, 501, 502, 503, 504, 505, 506,
D2/507, 508, 600, 602, 603, 604, 605, 606,
D2/607, 608, 609, 627, 628, 629, 631, 632,
D2/875; D6/595, 601; D28/41; 2/91, 92,
2/207, 144, 145, 146, 147, 148, 149, 150,
2/151, 152.1, 153, 154, 155, 156, 157;
5/539; 132/275

See application file for complete search history.

(56) **References Cited**

U.S. PATENT DOCUMENTS

D8,034 S	1/1875	Prindle	
D92,603 S *	6/1934	James	D2/823
D107,920 S *	1/1938	Berlinger	D2/823
D128,325 S	7/1941	Dick	
2,496,953 A *	2/1950	Pinnere	2/91
2,709,261 A *	5/1955	Kalensky	2/195.1
2,806,222 A *	9/1957	Carpenter	2/91
D238,615 S *	1/1976	Maler	D24/158
D263,625 S	3/1982	McKnight	
D333,035 S *	2/1993	Lee et al.	D2/501
D348,174 S *	6/1994	Genis	D6/601
5,454,121 A *	10/1995	Mellinger	2/207
D398,735 S	9/1998	Bryant	
5,867,835 A *	2/1999	Dabbieri	2/207
D431,892 S *	10/2000	Maratta	D2/500

(Continued)

Primary Examiner — Karen E Eldridge Powers

(74) *Attorney, Agent, or Firm* — QuickPatents; Kevin Prince

(57) **CLAIM**

I claim the ornamental design for a scarf with neck pillow pocket, as shown and described.

DESCRIPTION

FIG. 1 is a perspective view of a scarf with neck pillow pocket, showing a first embodiment of my new design in a worn configuration;

FIG. 2 is a rear elevational view thereof in a substantially flat configuration;

FIG. 3 is a front elevational view of the scarf as shown in FIG. 2;

FIG. 4 is a right-side elevational view of the scarf as shown in FIG. 2;

FIG. 5 is a left-side elevational view of the scarf as shown in FIG. 2;

FIG. 6 is a top plan view of the scarf as shown in FIG. 2;

FIG. 7 is a bottom plan view of the scarf as shown in FIG. 2;

FIG. 8 is a perspective view of a second embodiment thereof in the worn configuration;

FIG. 9 is a rear elevational view thereof, illustrated in a substantially flat configuration

FIG. 10 is a front elevational view of the scarf as shown in FIG. 9;

FIG. 11 is a left-side elevational view of the scarf as shown in FIG. 9;

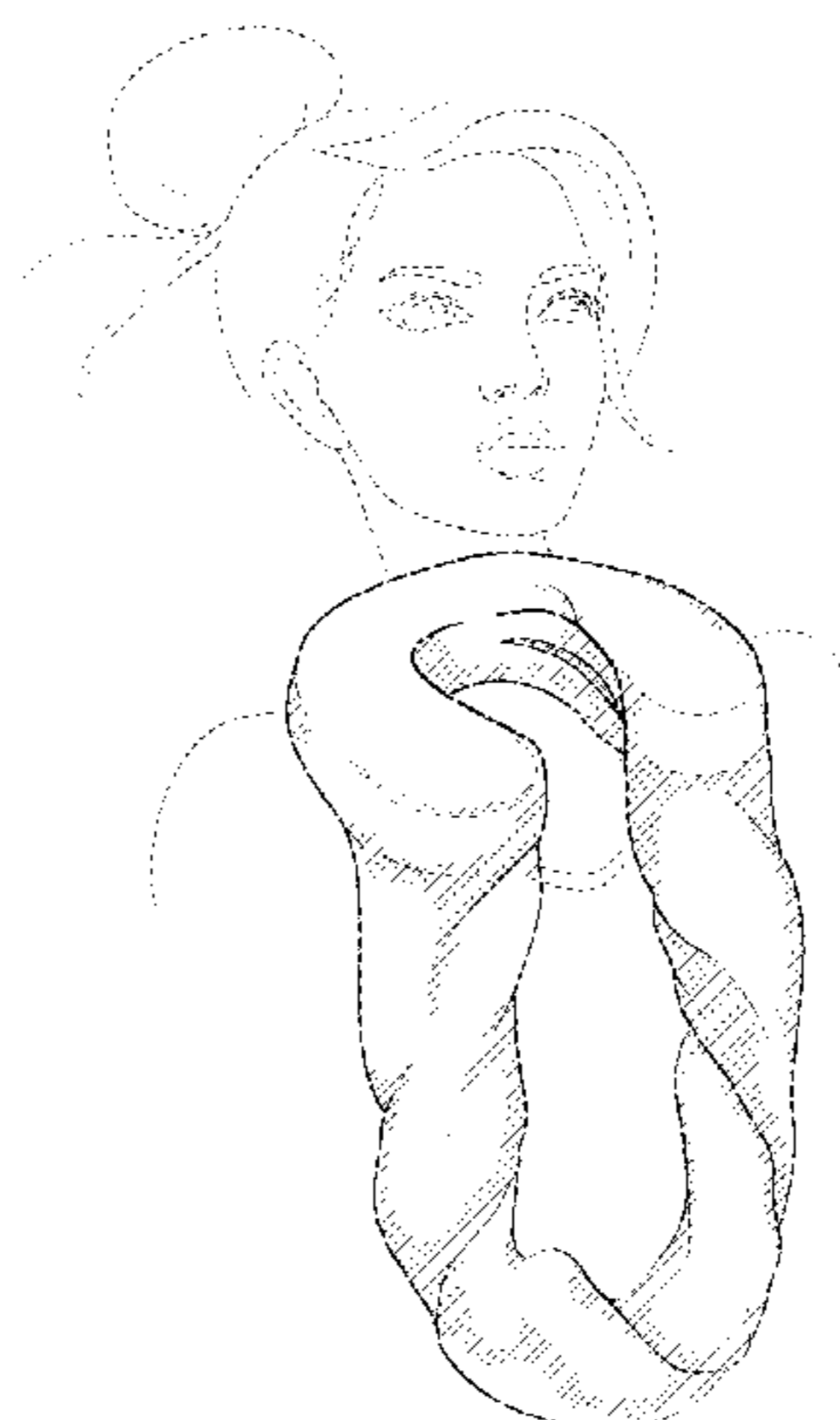
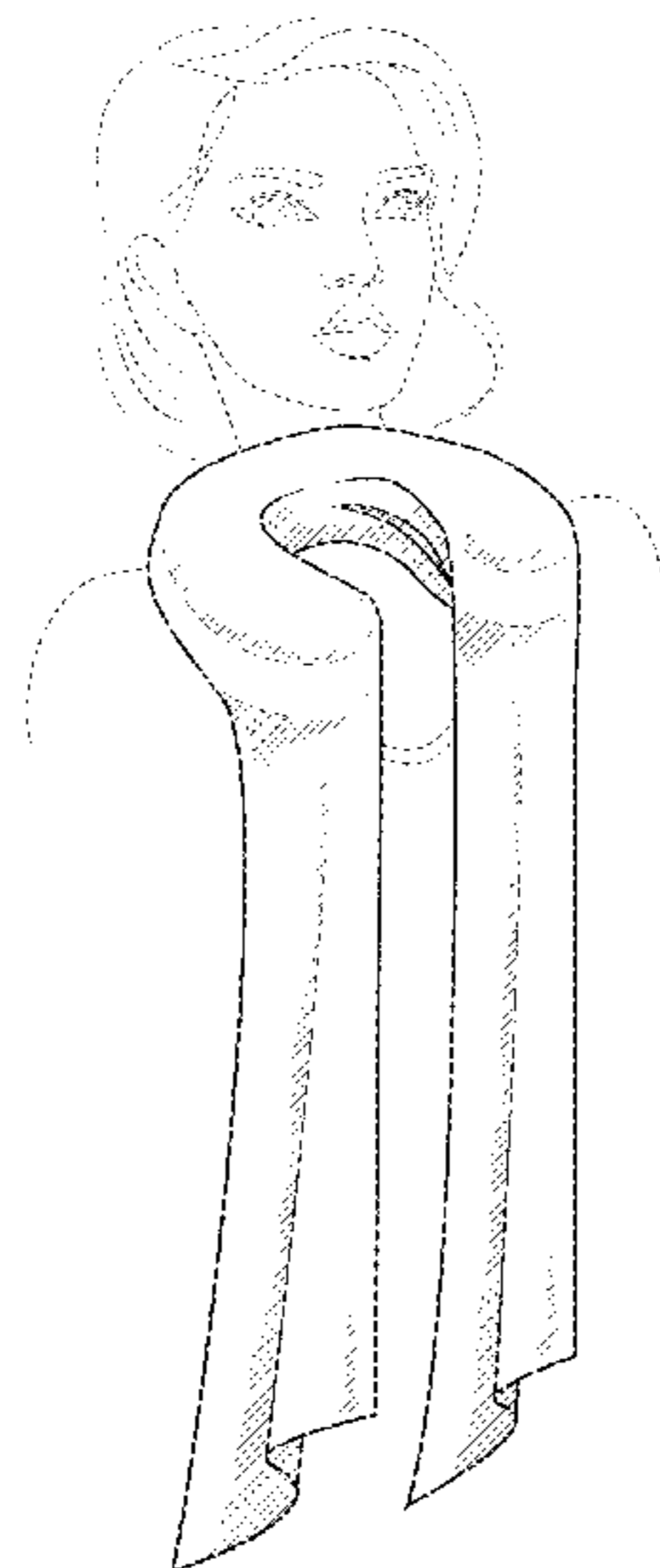
FIG. 12 is a right-side elevational view of the scarf as shown in FIG. 9;

FIG. 13 is a top plan view of the scarf as shown in FIG. 9; and,

FIG. 14 is a bottom plan view of the scarf as shown in FIG. 9.

The broken lines showing a person in FIGS. 1 and 8 depict environmental matter and form no part of the claimed design.

1 Claim, 6 Drawing Sheets



(56)

References Cited

U.S. PATENT DOCUMENTS

6,523,200	B2 *	2/2003	Brown	5/639
D472,034	S *	3/2003	Raniere	D2/502
6,892,406	B2 *	5/2005	Littlehorn	5/639
6,966,089	B2 *	11/2005	Gold et al.	5/655
D522,300	S *	6/2006	Roberts	D6/601
D529,682	S	10/2006	Strong	
D537,609	S *	3/2007	Horowitz	D2/500
D550,016	S *	9/2007	Boutin	D6/595
D550,017	S *	9/2007	Boutin	D6/595
D550,369	S	9/2007	Stark	
7,451,508	B2 *	11/2008	Matthews Brown et al.	5/655
D602,228	S	10/2009	Pritchett	
D668,842	S *	10/2012	Lumpkin	D2/866
D669,658	S	10/2012	Hilgeman	
D670,888	S	11/2012	Hoffmann	
D675,807	S *	2/2013	Alvarez	D2/501
D676,139	S	2/2013	Golzari	
D685,212	S *	7/2013	Rivera	D6/601
2005/0150050	A1 *	7/2005	Wolf et al.	5/636
2009/0133192	A1 *	5/2009	Hassell et al.	5/639

* cited by examiner

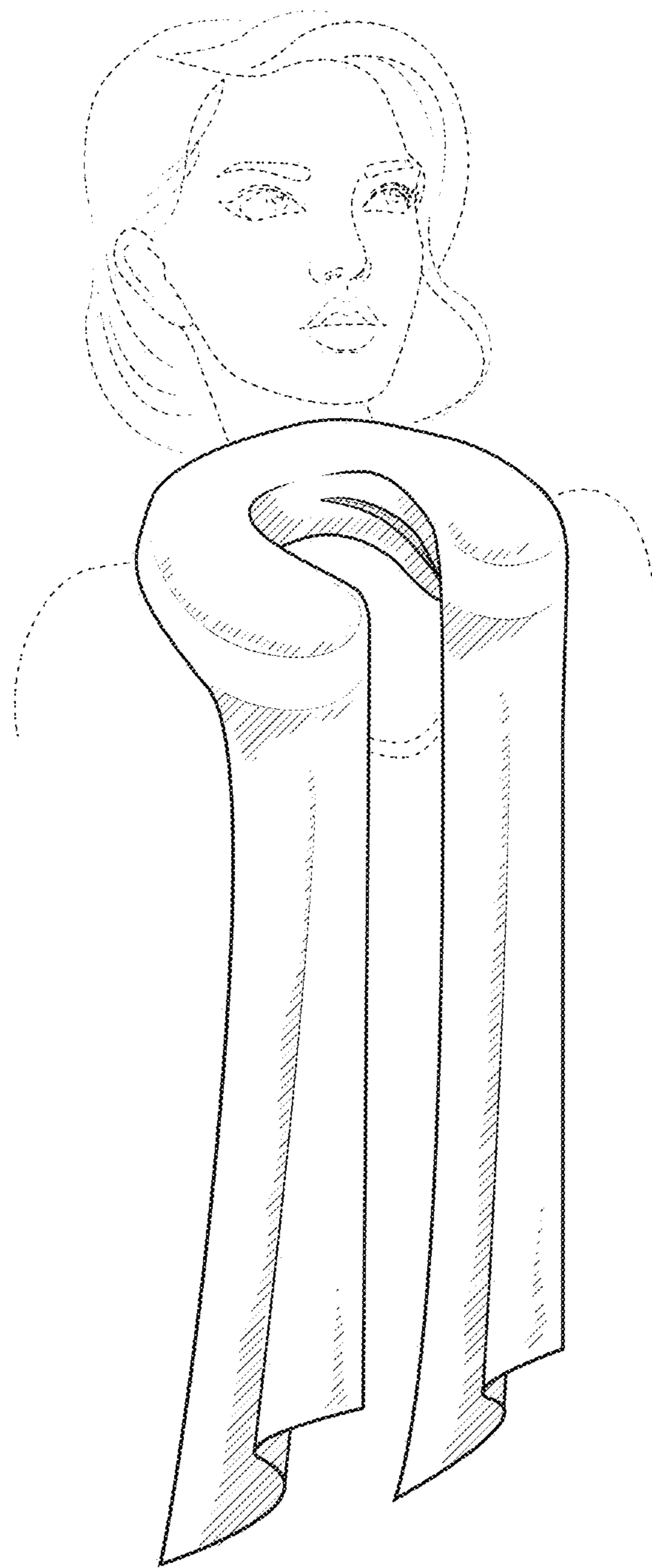


FIG. 1

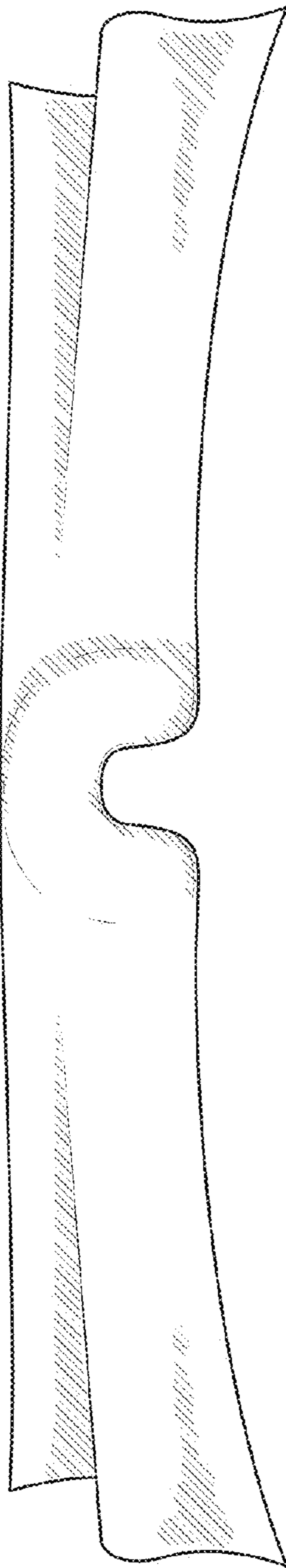


FIG. 2

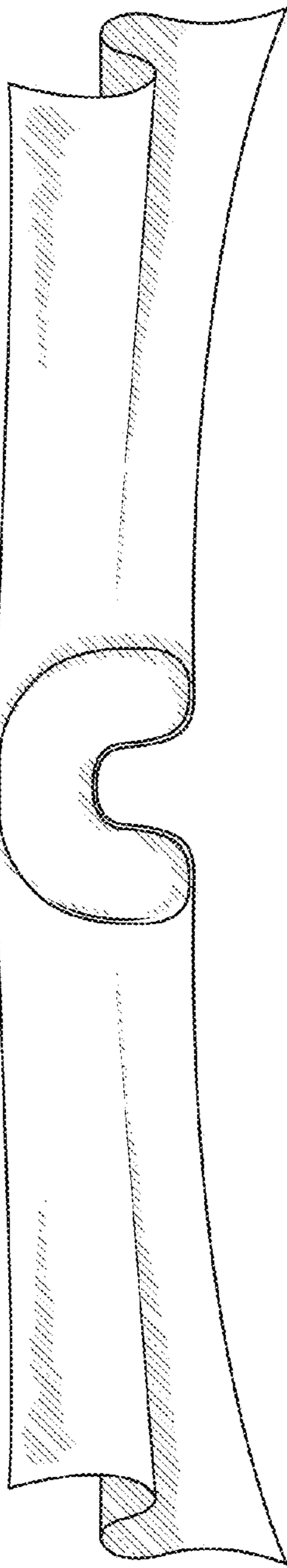


FIG. 3




FIG. 4




FIG. 5

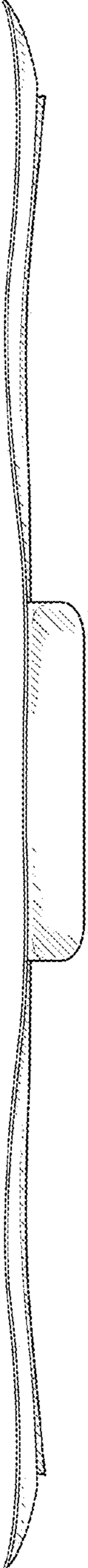


FIG. 6



FIG. 7

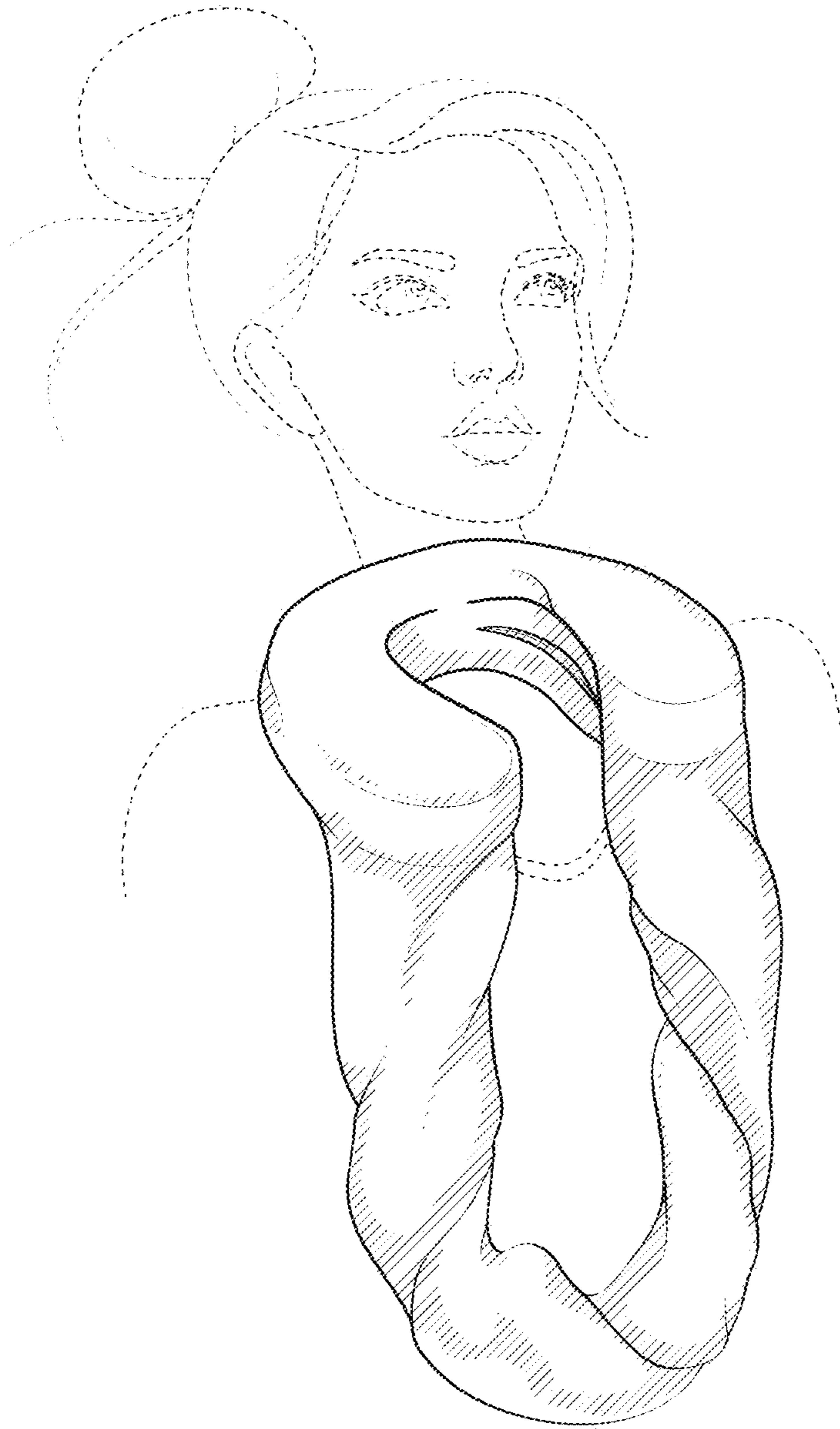


FIG. 8

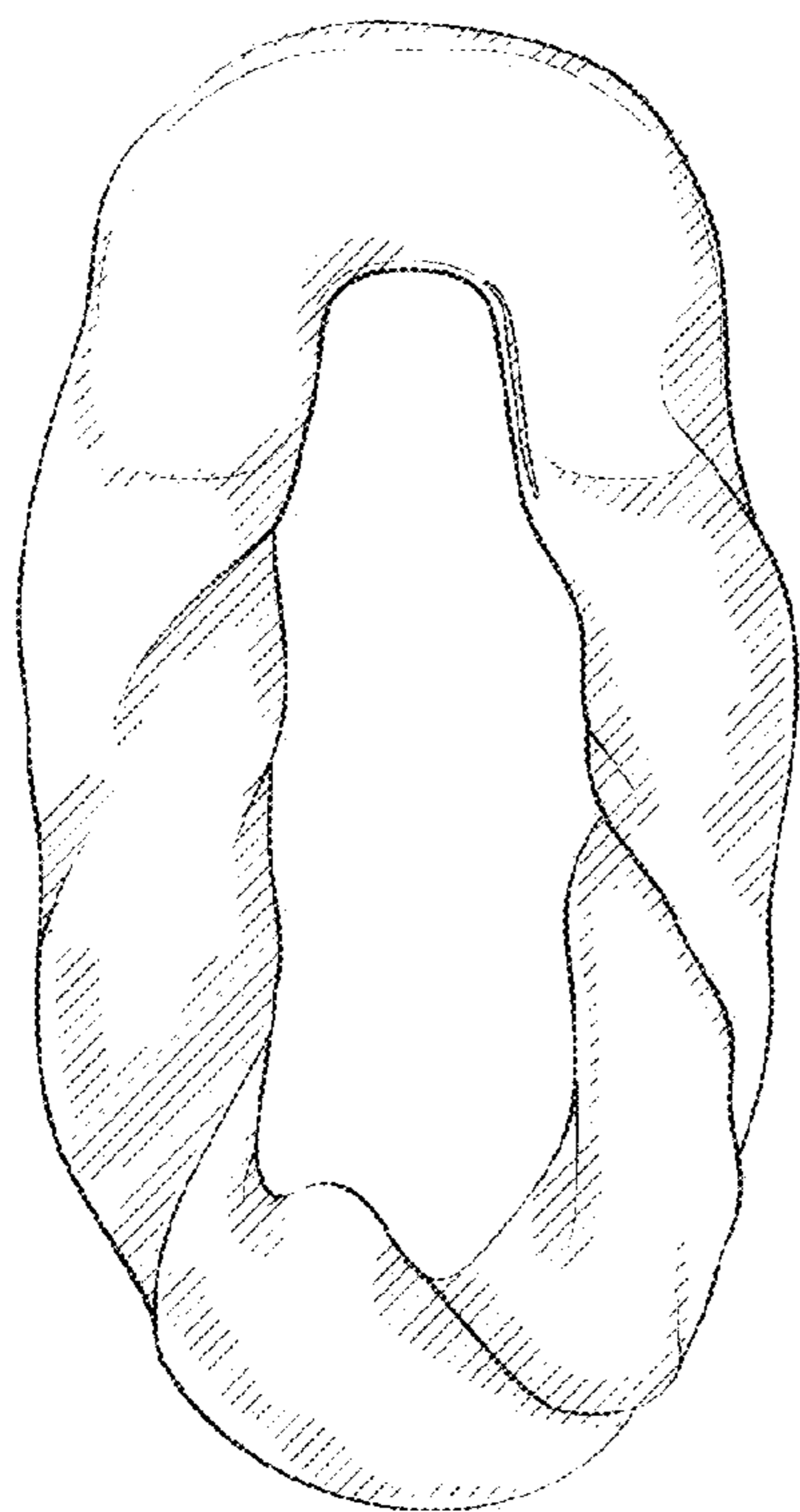


FIG. 9

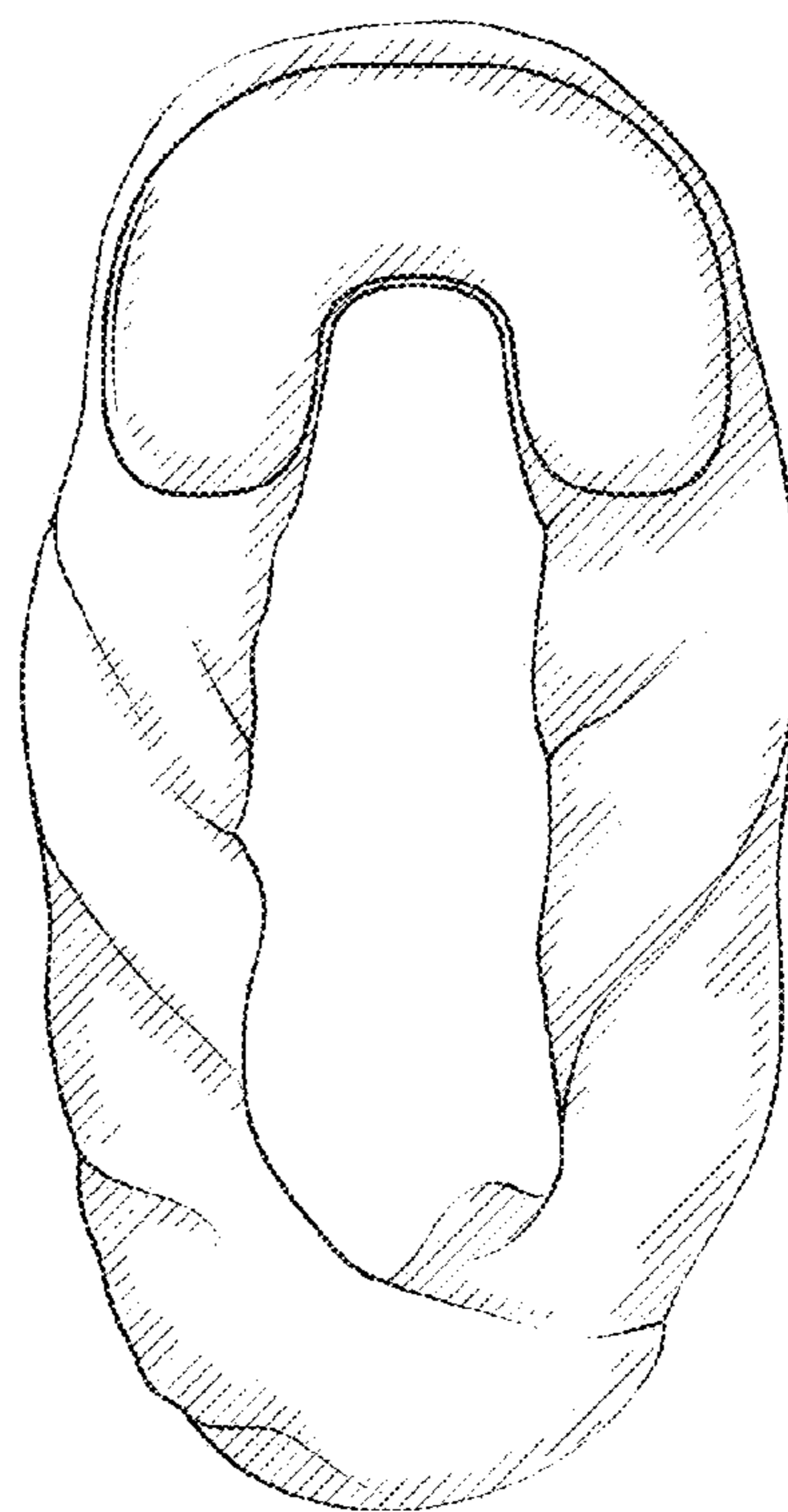


FIG. 10

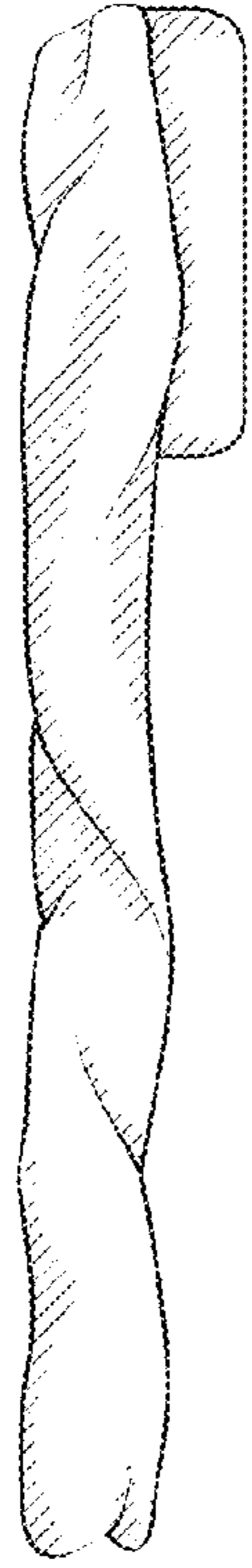


FIG. 11



FIG. 12




FIG. 13




FIG. 14