

US00D695990S

(12) **United States Design Patent**  
**Pearson**

(10) **Patent No.:** **US D695,990 S**

(45) **Date of Patent:** **\*\* Dec. 24, 2013**

(54) **CONFECTION**

(71) Applicant: **Mars, Incorporated**, McLean, VA (US)

(72) Inventor: **Adrienne Ruth Pearson**, Rochester Hills, MI (US)

(73) Assignee: **Mars Incorporated**, McLean, VA (US)

(\*\*) Term: **14 Years**

(21) Appl. No.: **29/451,966**

(22) Filed: **Apr. 10, 2013**

(51) **LOC (9) Cl.** ..... **01-01**

(52) **U.S. Cl.**  
USPC ..... **D1/115**

(58) **Field of Classification Search**

USPC ..... D1/100-130, 199; 426/5, 76, 87, 92,  
426/94, 95, 99, 101, 103, 108, 138-139,  
426/143, 144, 279, 282, 283, 391, 514, 549,  
426/660; D13/100; D24/101, 104; D28/8.1;  
424/467; D9/661; D7/565-566;  
D11/44, 117; D6/601

See application file for complete search history.

(56) **References Cited**

**U.S. PATENT DOCUMENTS**

D44,329 S \* 7/1913 Ackerman ..... D11/91  
D246,833 S \* 1/1978 Campbell ..... D11/125  
D275,559 S \* 9/1984 Williams ..... D11/125  
D279,277 S \* 6/1985 Andrus ..... D11/44  
4,630,775 A \* 12/1986 Mandon et al. .... 239/56

D328,724 S \* 8/1992 Dudley ..... D11/125  
D394,535 S \* 5/1998 Villota et al. .... D1/126  
D542,585 S \* 5/2007 Justice ..... D6/601  
D600,380 S \* 9/2009 van der Lande ..... D26/47  
D622,929 S \* 9/2010 Anderson ..... D1/127  
D641,276 S \* 7/2011 Greppi ..... D11/1  
D652,760 S \* 1/2012 Greppi ..... D11/86  
D665,966 S \* 8/2012 Anderson ..... D1/106

\* cited by examiner

*Primary Examiner* — Deanna L Pratt

*Assistant Examiner* — Katie Mroczka

(74) *Attorney, Agent, or Firm* — Arent Fox LLP

(57) **CLAIM**

The ornamental design for a confection, as shown and described.

**DESCRIPTION**

FIG. 1 is a perspective view of a confection showing my new design;

FIG. 2 is a front view of the design shown in FIG. 1;

FIG. 3 is a back view of the design shown in FIG. 1;

FIG. 4 is a left side view of the design shown in FIG. 1;

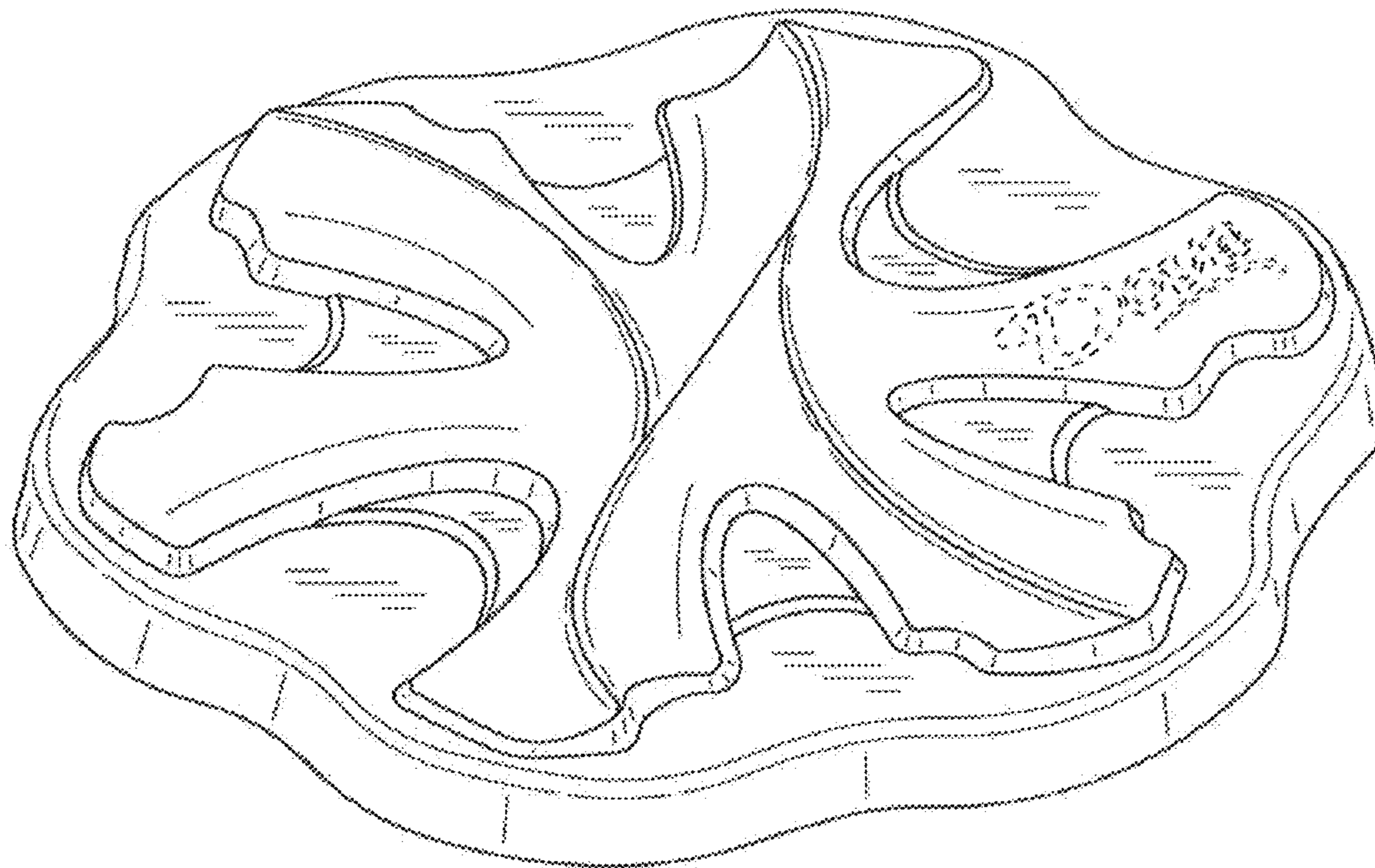
FIG. 5 is a right side view of the design shown in FIG. 1;

FIG. 6 is a top view of the design shown in FIG. 1; and,

FIG. 7 is a bottom view of the design shown in FIG. 1.

The broken lines shown in the drawings represent unclaimed portions of the confection and form no part of the claimed design.

**1 Claim, 5 Drawing Sheets**



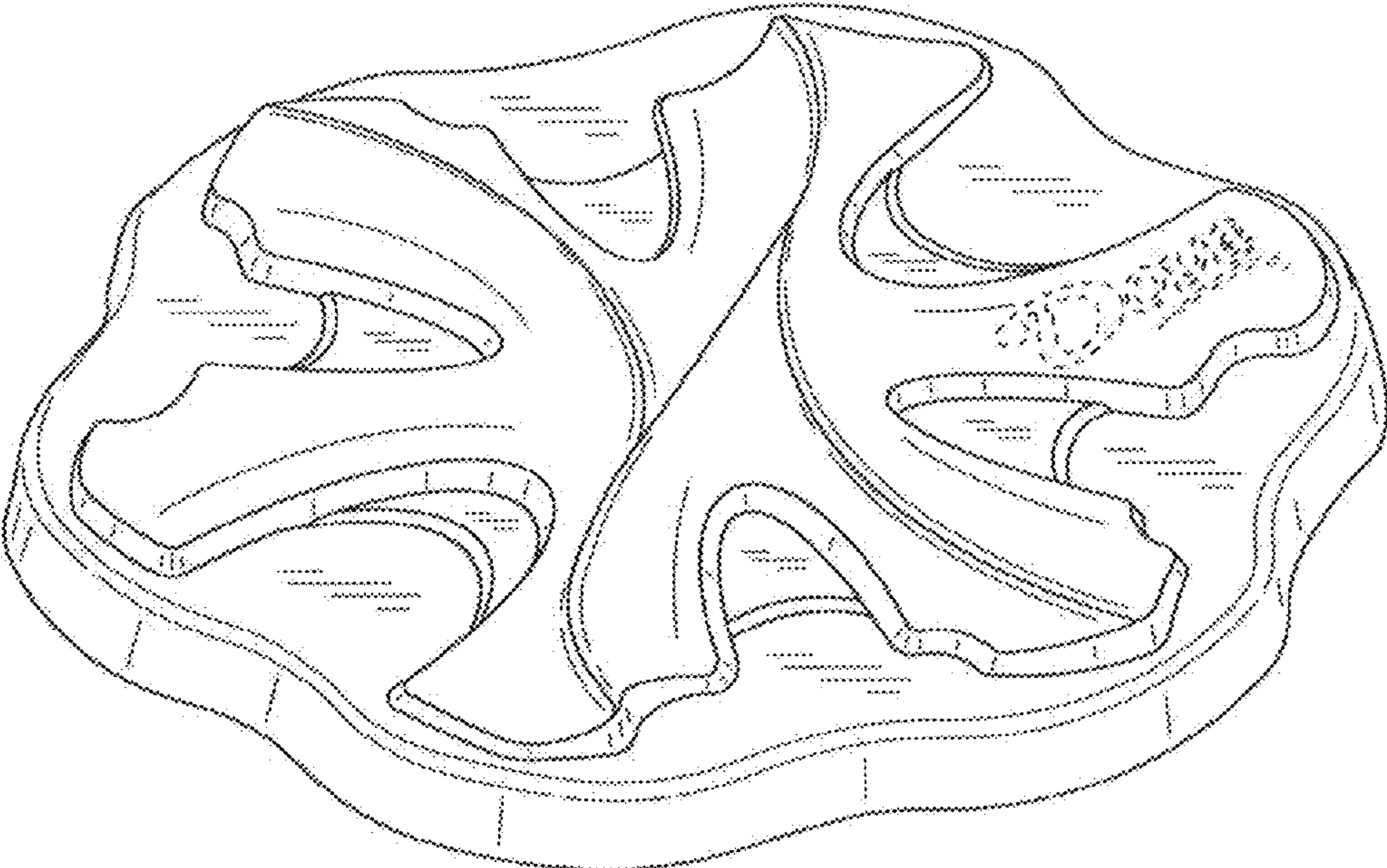


FIG.1

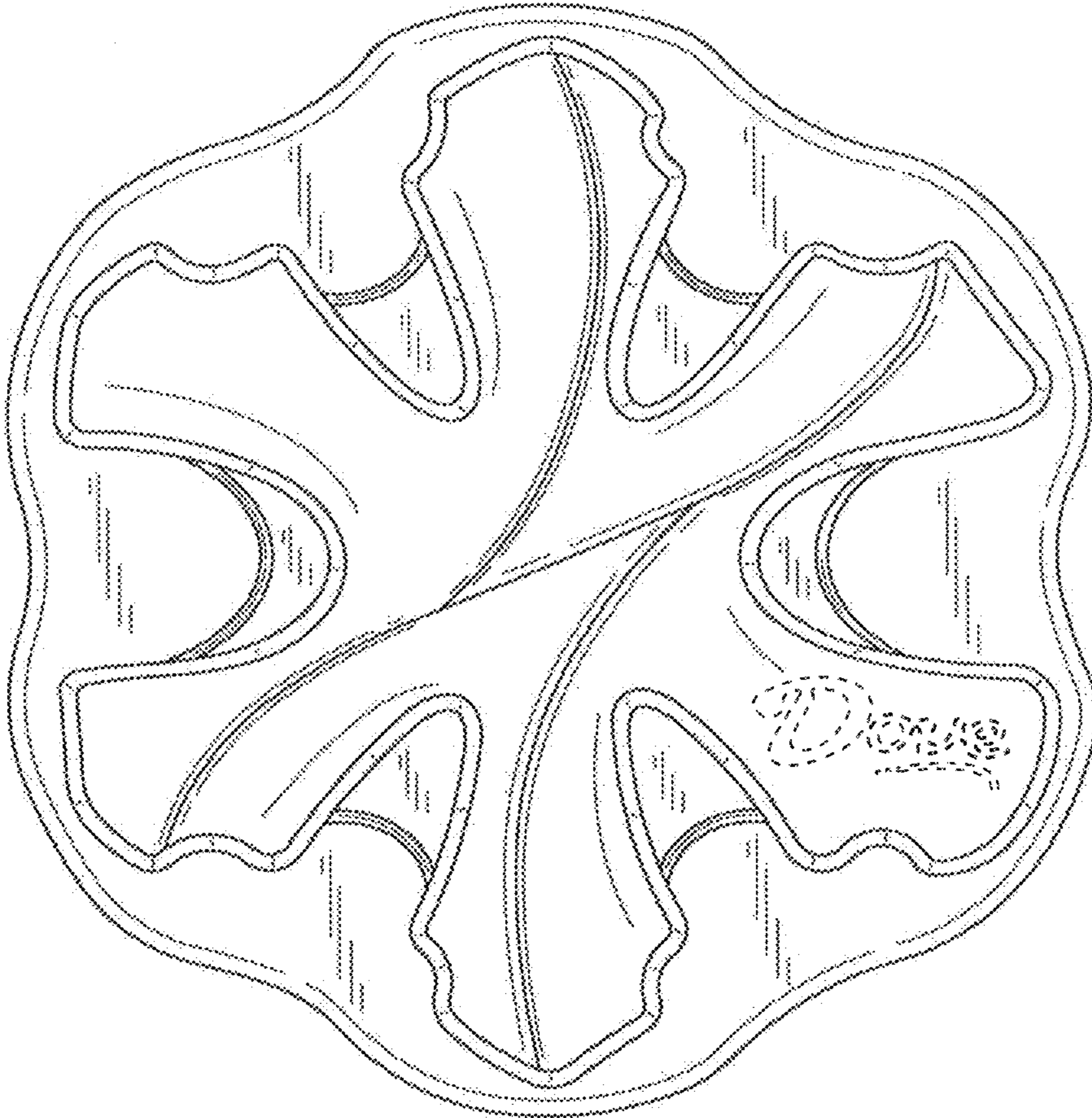


FIG.2

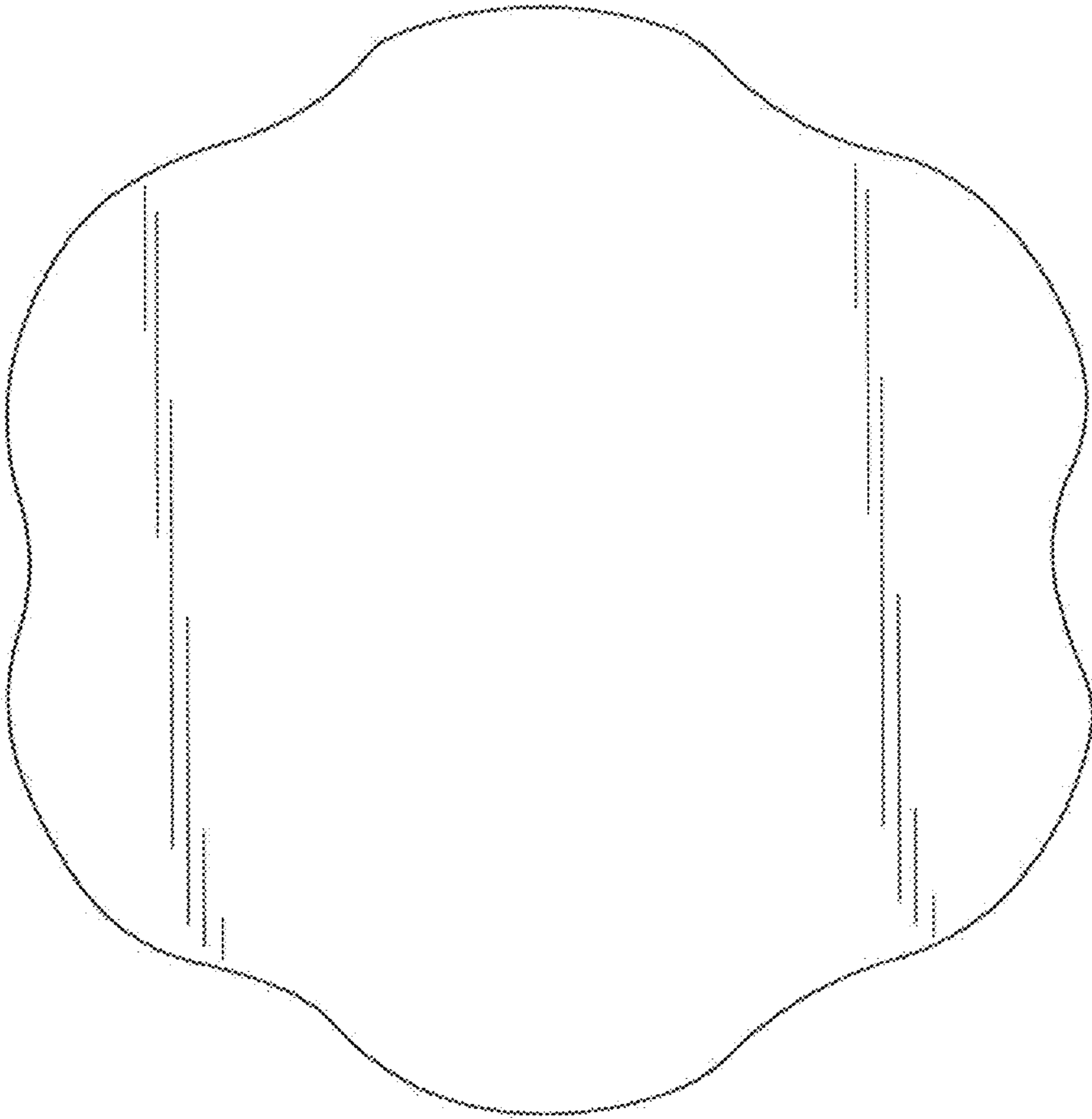


FIG.3




FIG. 4




FIG. 5

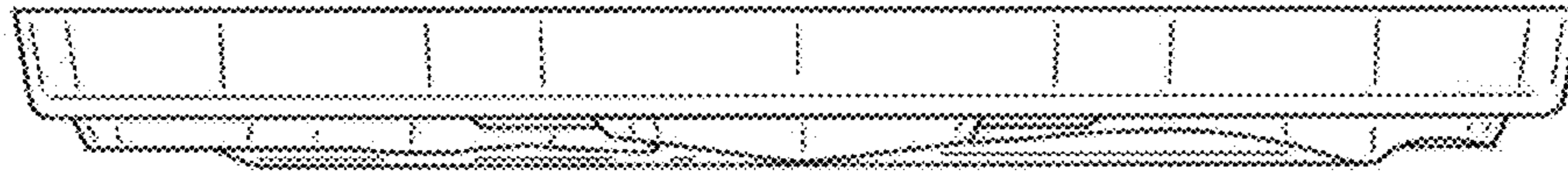


FIG. 6

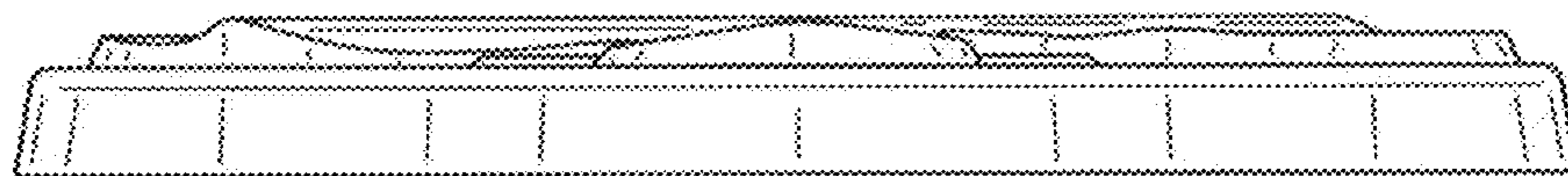


FIG. 7