



US00D695969S

(12) **United States Design Patent**
Ruminski

(10) **Patent No.:** **US D695,969 S**

(45) **Date of Patent:** **** Dec. 17, 2013**

(54) **GLOVE**

(71) Applicant: **Performance Fabrics, Inc.**, Grand Rapids, MI (US)

(72) Inventor: **Stanley Mark Ruminski**, La Jolla, CA (US)

(73) Assignee: **Performance Fabrics, Inc.**, Grand Rapids, MI (US)

(**) Term: **14 Years**

(21) Appl. No.: **29/438,454**

(22) Filed: **Nov. 29, 2012**

(51) **LOC (9) Cl.** **29-02**

(52) **U.S. Cl.**
USPC **D29/123; D2/619; D2/623**

(58) **Field of Classification Search**
USPC D2/610, 611, 612, 613, 614, 615, 616, D2/617, 618, 619, 620, 621, 622, 623; D3/226; D20/33; D21/870; D28/63; D29/113, 114, 116.2, 117.1, 117.2, D29/123; 2/16, 20, 21, 158, 159, 160, 2/161.1, 161.2, 161.3, 161.4, 161.5, 2/161.6, 161.7, 161.8, 162, 163, 164, 2/165, 166, 167, 168, 169, 170, 917; 15/227

See application file for complete search history.

(56) **References Cited**

U.S. PATENT DOCUMENTS

2,070,506	A *	2/1937	Bevill	2/21
D299,564	S *	1/1989	Pierce, Jr.	D29/117.1
D306,366	S *	2/1990	Turpie	D32/42
D315,620	S *	3/1991	Latina	D29/123
6,367,116	B1 *	4/2002	DeBartolo	15/245
D464,178	S *	10/2002	Redwood et al.	D29/123
D475,175	S *	6/2003	Kopala	D2/619
6,862,744	B2 *	3/2005	Kuroda et al.	2/161.1

D516,277	S *	3/2006	Mattesky	D2/619
D601,777	S *	10/2009	Rolfe	D2/617
D608,978	S *	2/2010	Votel	D2/617
D609,861	S *	2/2010	Fitzgerald et al.	D29/113
D619,305	S *	7/2010	Fitzgerald et al.	D29/113
D640,446	S *	6/2011	Allen	D2/614
D648,490	S *	11/2011	Choi et al.	D29/117.2
D650,532	S	12/2011	Choi		
2006/0212990	A1 *	9/2006	Mattesky	2/161.6
2010/0083420	A1 *	4/2010	Bouckaert	2/161.1
2011/0088139	A1 *	4/2011	Travell	2/161.1

FOREIGN PATENT DOCUMENTS

EM 002003426-0001 * 3/2012

OTHER PUBLICATIONS

Glove, [on-line]; posted to the Internet Aug. 6, 2011; retrieved from the Internet on Jul. 29, 2013. URL: ><http://soldiersystems.net/blog1/wp-content/uploads/2011/08/20110806-092><. (1 page).*

* cited by examiner

Primary Examiner — Karen E Eldridge Powers

(74) *Attorney, Agent, or Firm* — Price Heneveld LLP

(57) **CLAIM**

I claim the ornamental design for a glove, as shown and described.

DESCRIPTION

FIG. 1 is a back elevational view of one embodiment of a glove of the present invention;

FIG. 2 is a front elevational view of the glove of FIG. 1;

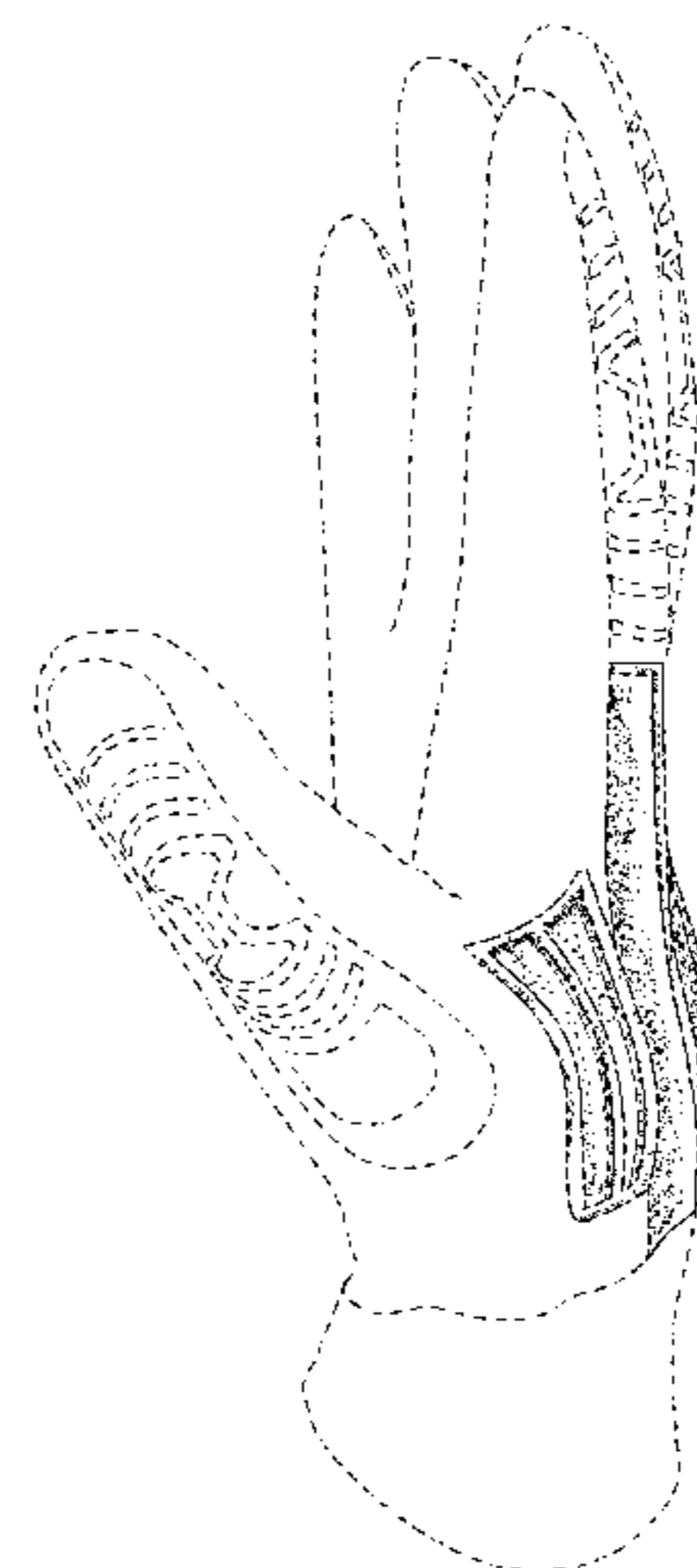
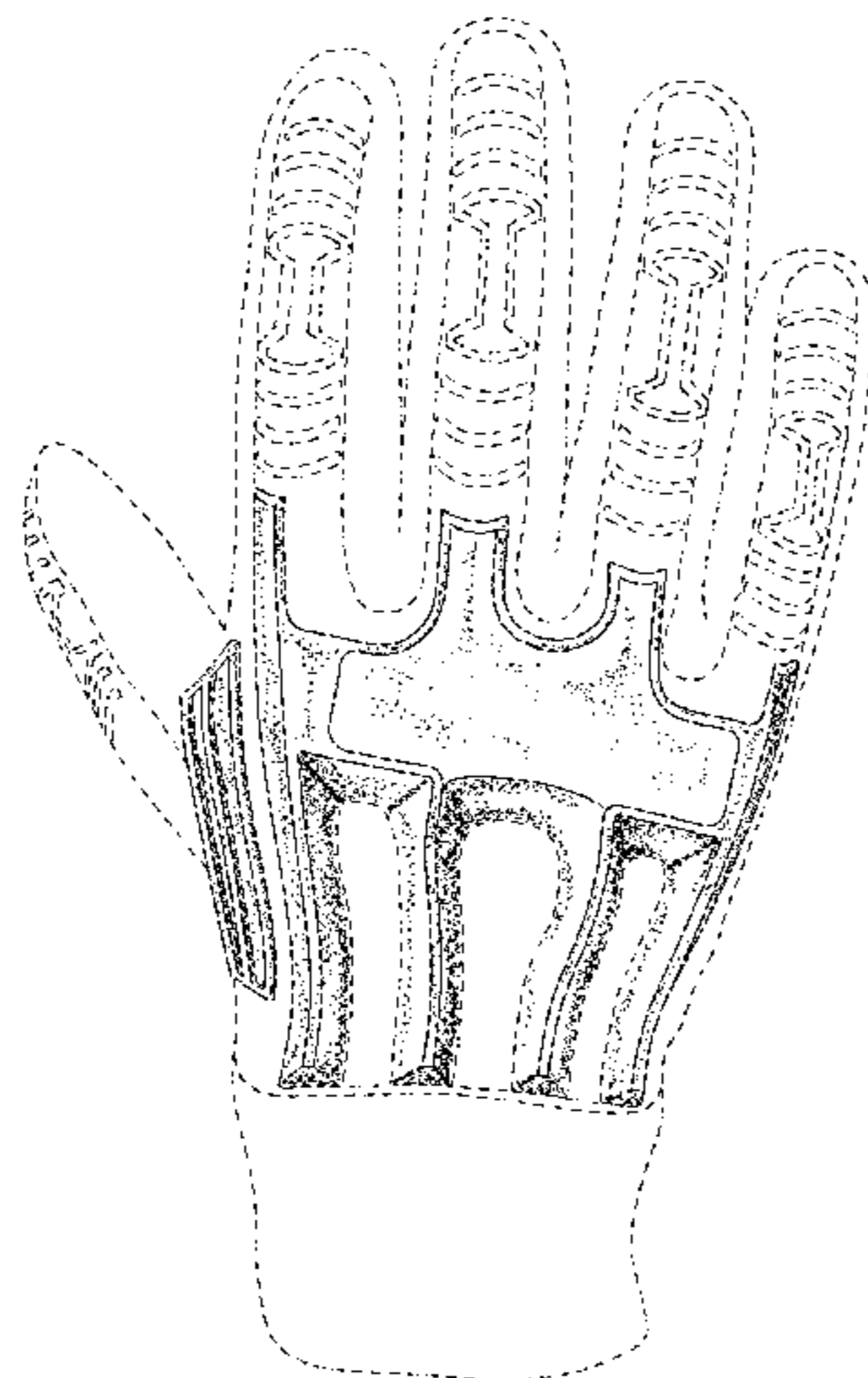
FIG. 3 is a first side elevational view of the glove of FIG. 1;

FIG. 4 is a second side elevational view of the glove of FIG. 1; and,

FIG. 5 is a top plan view of the glove of FIG. 1.

The broken lines shown in the drawings illustrate features of the article to which the design is applied that form no part of the claim.

1 Claim, 4 Drawing Sheets



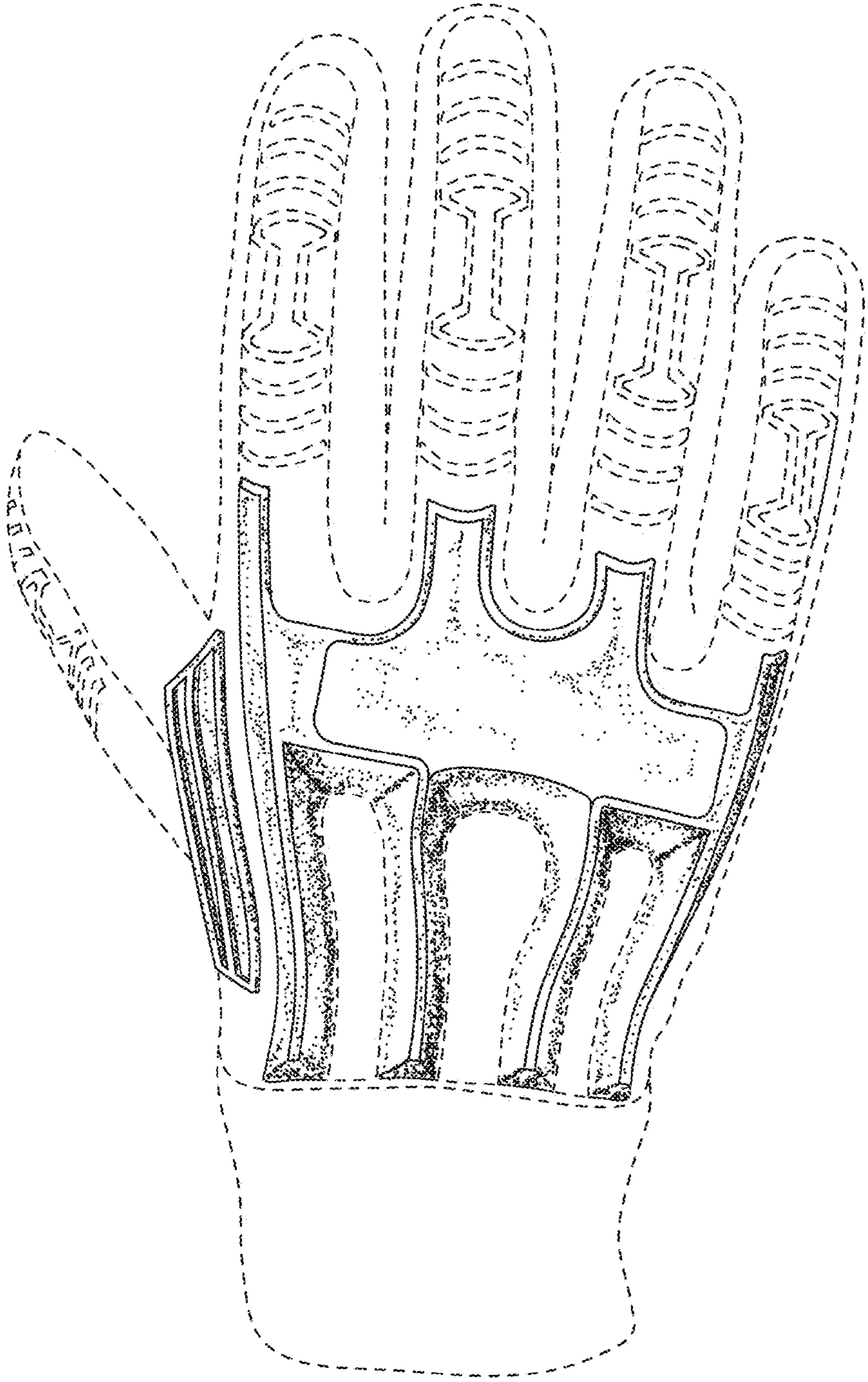


FIG. 1




FIG. 2

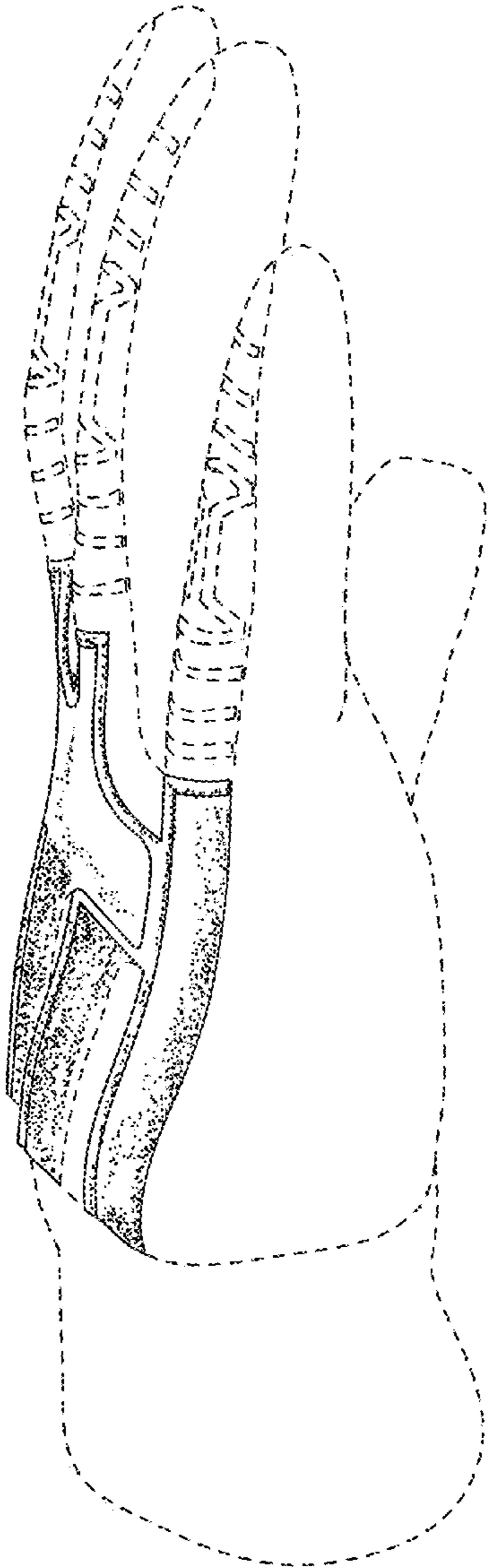


FIG. 3

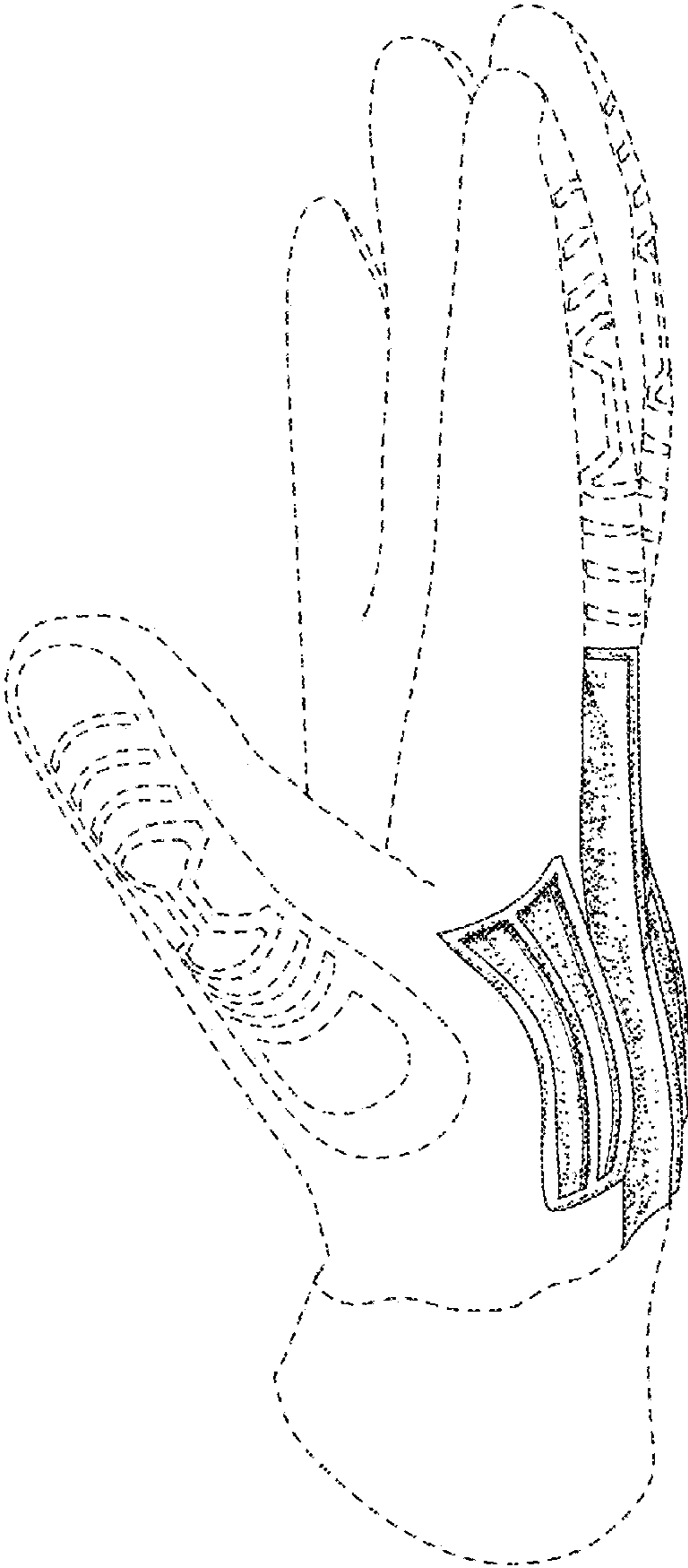


FIG. 4

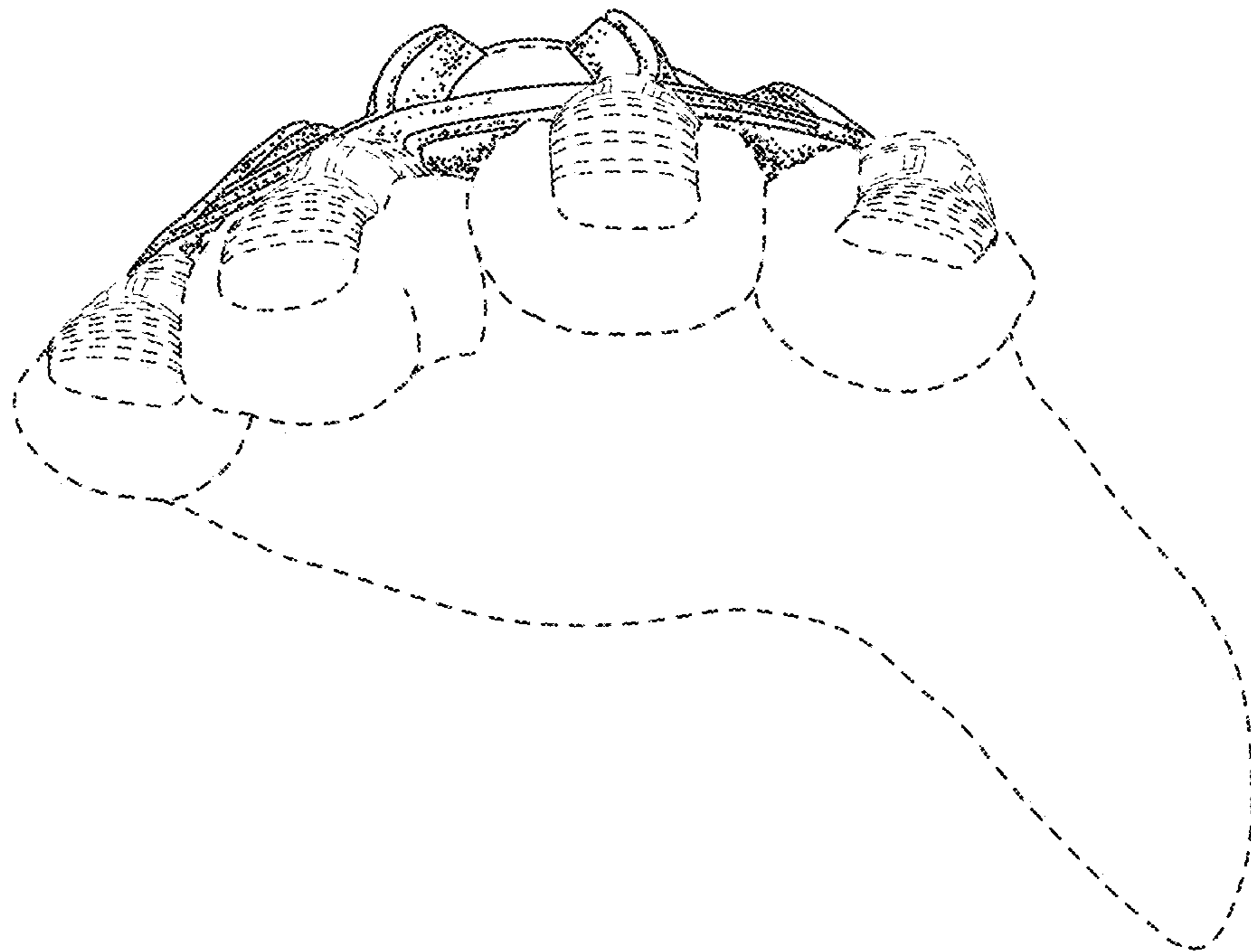


FIG. 5