

US00D695952S

(12) **United States Design Patent**
Gordin et al.

(10) **Patent No.:** **US D695,952 S**

(45) **Date of Patent:** **** Dec. 17, 2013**

(54) **PIVOTABLE LIGHTING FIXTURE VISOR**

(71) Applicant: **Musco Corporation**, Oskaloosa, IA
(US)

(72) Inventors: **Myron Gordin**, Oskaloosa, IA (US);
Timothy J. Boyle, Oskaloosa, IA (US);
Steven T. Heaton, Oskaloosa, IA (US)

(73) Assignee: **Musco Corporation**, Oskaloosa, IA
(US)

(**) Term: **14 Years**

(21) Appl. No.: **29/455,370**

(22) Filed: **May 20, 2013**

(51) **LOC (9) Cl.** **26-99**

(52) **U.S. Cl.**
USPC **D26/120**

(58) **Field of Classification Search**
USPC D26/152, 113, 118, 119, 154, 61, 62,
D26/65, 75, 16, 1, 2, 3, 120, 138, 128, 155,
D26/76, 121, 124, 125, 123, 141, 142, 66,
D26/68, 86, 71, 72, 77, 78, 151, 145, 74, 85,
D26/89, 82, 84, 92, 87, 136, 63, 59, 58, 28,
D26/88, 11, 9, 22, 81, 127, 129, 130, 131,
D26/133, 134, 135, 55; D13/179, 180;
362/219, 223, 225, 347, 346, 373, 326,
362/283, 249.02, 362, 374, 375, 408, 327,
362/328, 404, 297, 147, 149, 249.03,
362/249.11; D23/377, 411, 413; D11/89,
D11/90

See application file for complete search history.

(56) **References Cited**

U.S. PATENT DOCUMENTS

D57,890 S * 5/1921 Collier D26/28
D191,762 S * 11/1961 Rothman D26/76

D255,941 S * 7/1980 Grant D26/76
D316,306 S * 4/1991 Shemitz D26/85
D364,478 S * 11/1995 Pesau D26/76
D390,992 S * 2/1998 Shemitz D26/63
5,860,733 A * 1/1999 Stone et al. 362/294
D468,473 S * 1/2003 Shemitz et al. D26/76
D472,339 S * 3/2003 Russello et al. D26/87
D485,636 S * 1/2004 Patterson et al. D26/92
D507,903 S * 8/2005 Pingel D6/491
D512,526 S * 12/2005 Zucker D26/76
D595,445 S * 6/2009 Gunter D26/76
D595,894 S * 7/2009 Verfuert et al. D26/122
D616,138 S * 5/2010 Lasthein et al. D26/76
D629,548 S * 12/2010 Cai et al. D26/63
D632,006 S * 2/2011 Verfuert et al. D26/118
D659,895 S * 5/2012 Maxik et al. D26/118
D670,421 S * 11/2012 Herberholt D26/63

(Continued)

Primary Examiner — Kevin Rudzinski

(74) *Attorney, Agent, or Firm* — McKee, Voorhees & Sease,
P.L.C.

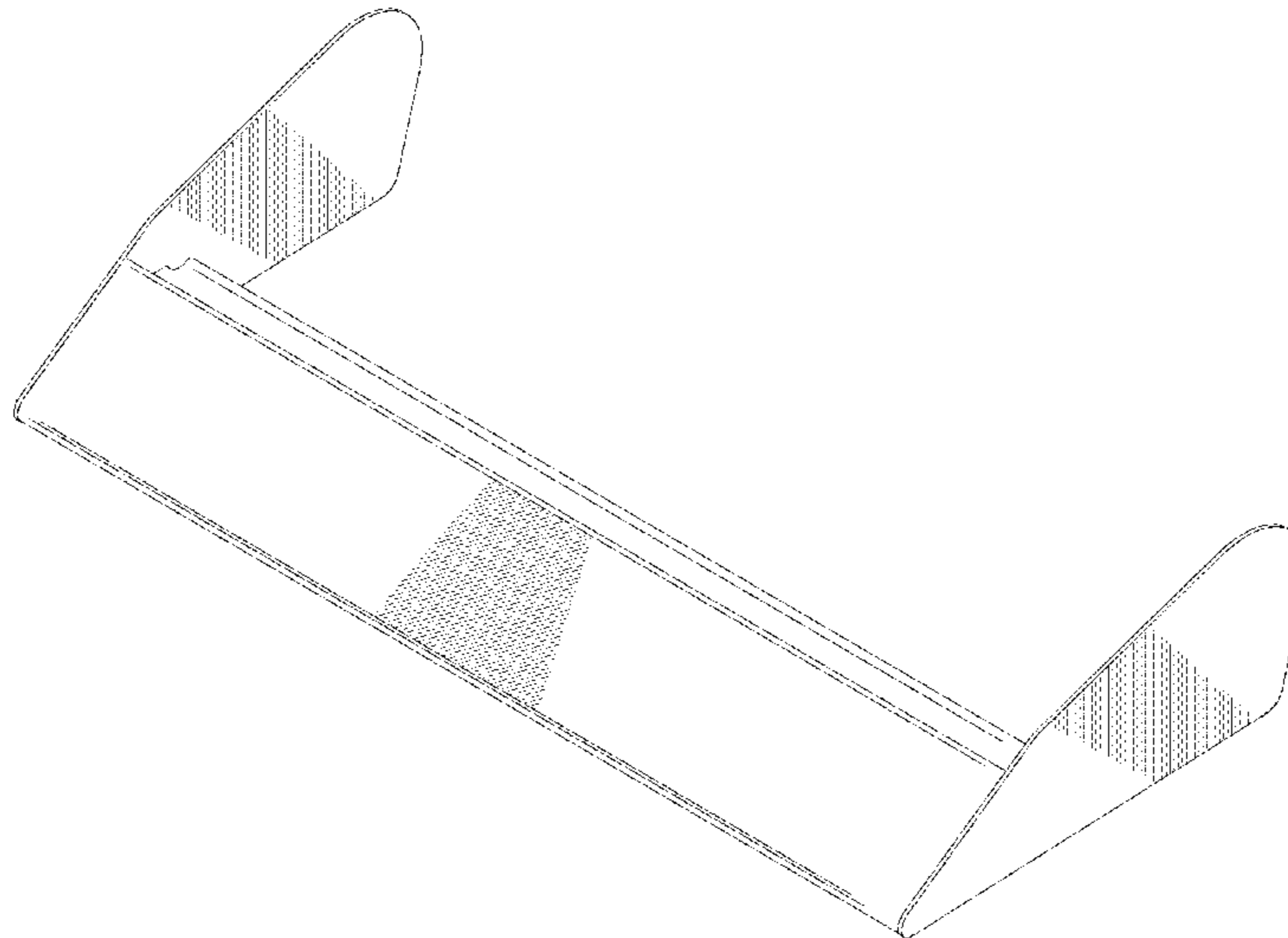
(57) **CLAIM**

The ornamental design for a pivotable lighting fixture visor,
as shown and described.

DESCRIPTION

FIG. 1 is a perspective view of the claimed design;
FIG. 2 is a top plan view of FIG. 1;
FIG. 3 is a bottom plan view of FIG. 1;
FIG. 4 is a front elevation of FIG. 1;
FIG. 5 is a back elevation of FIG. 1;
FIG. 6 is a left side elevation of FIG. 1;
FIG. 7 is a right side elevation of FIG. 1; and,
FIG. 8 is a view taken along section line 8-8 of FIG. 2.
The broken lines shown in the drawings illustrating portions
of the pivotable lighting fixture visor form no part of the
claimed design.

1 Claim, 8 Drawing Sheets



US D695,952 S

Page 2

(56)

References Cited

U.S. PATENT DOCUMENTS

			2004/0037068	A1 *	2/2004	Patterson et al.	362/147
			2005/0047138	A1 *	3/2005	Rochna	362/260
			2008/0080189	A1 *	4/2008	Wang	362/294
D670,422	S *	11/2012	Siekmann			D26/80	
8,398,273	B2 *	3/2013	Eberhardt			362/300	

* cited by examiner

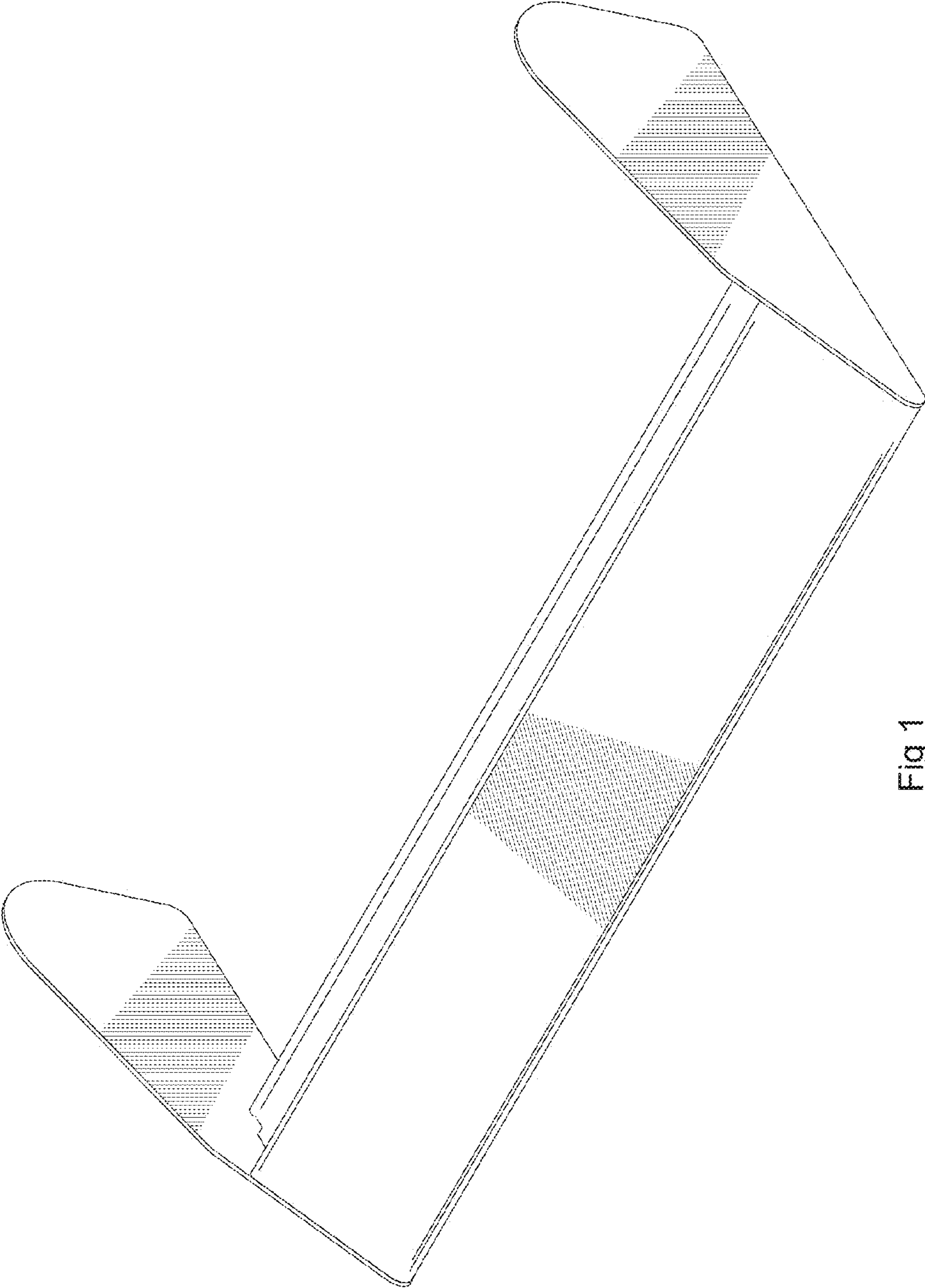


Fig 1

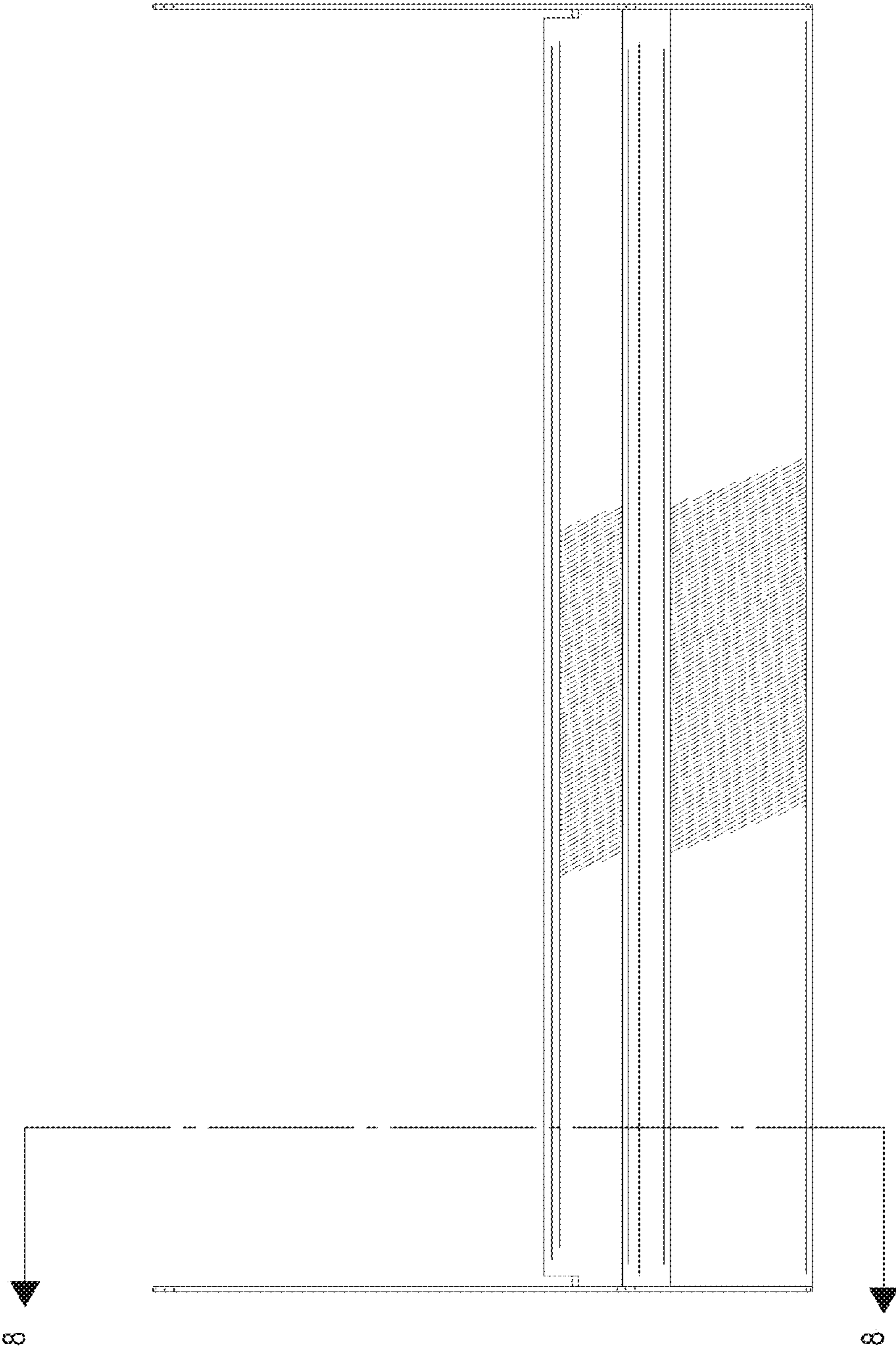


Fig 2




Fig 3

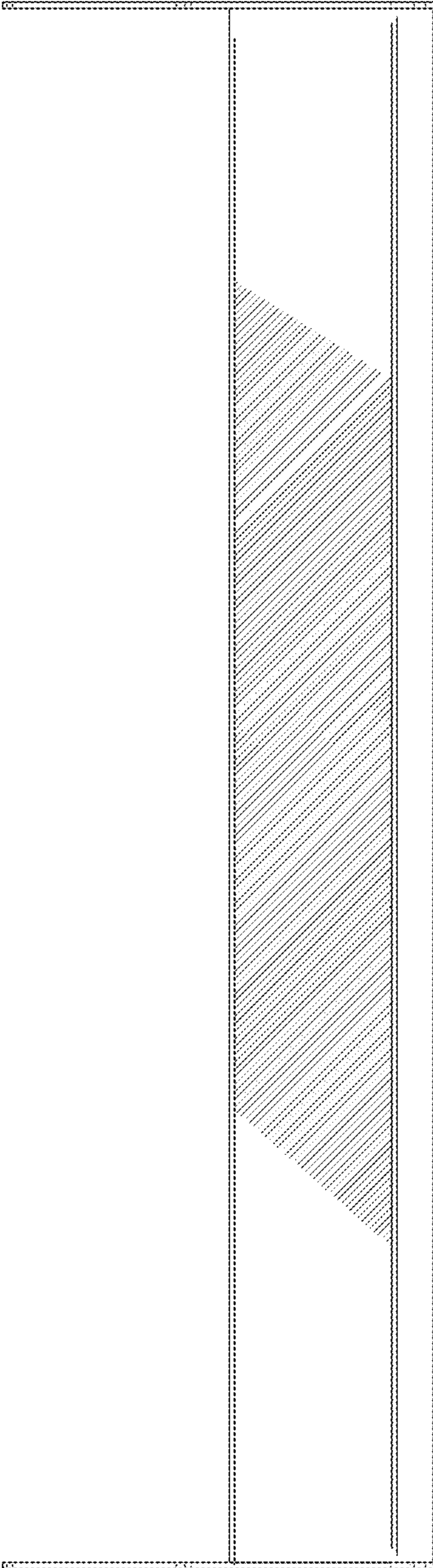


Fig 4

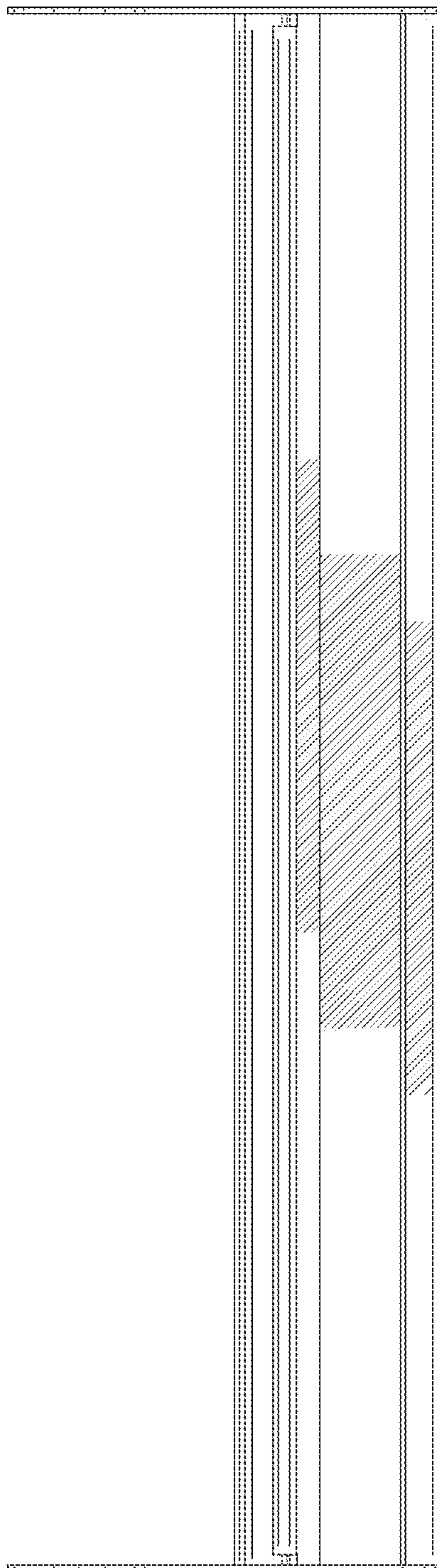


FIG 5

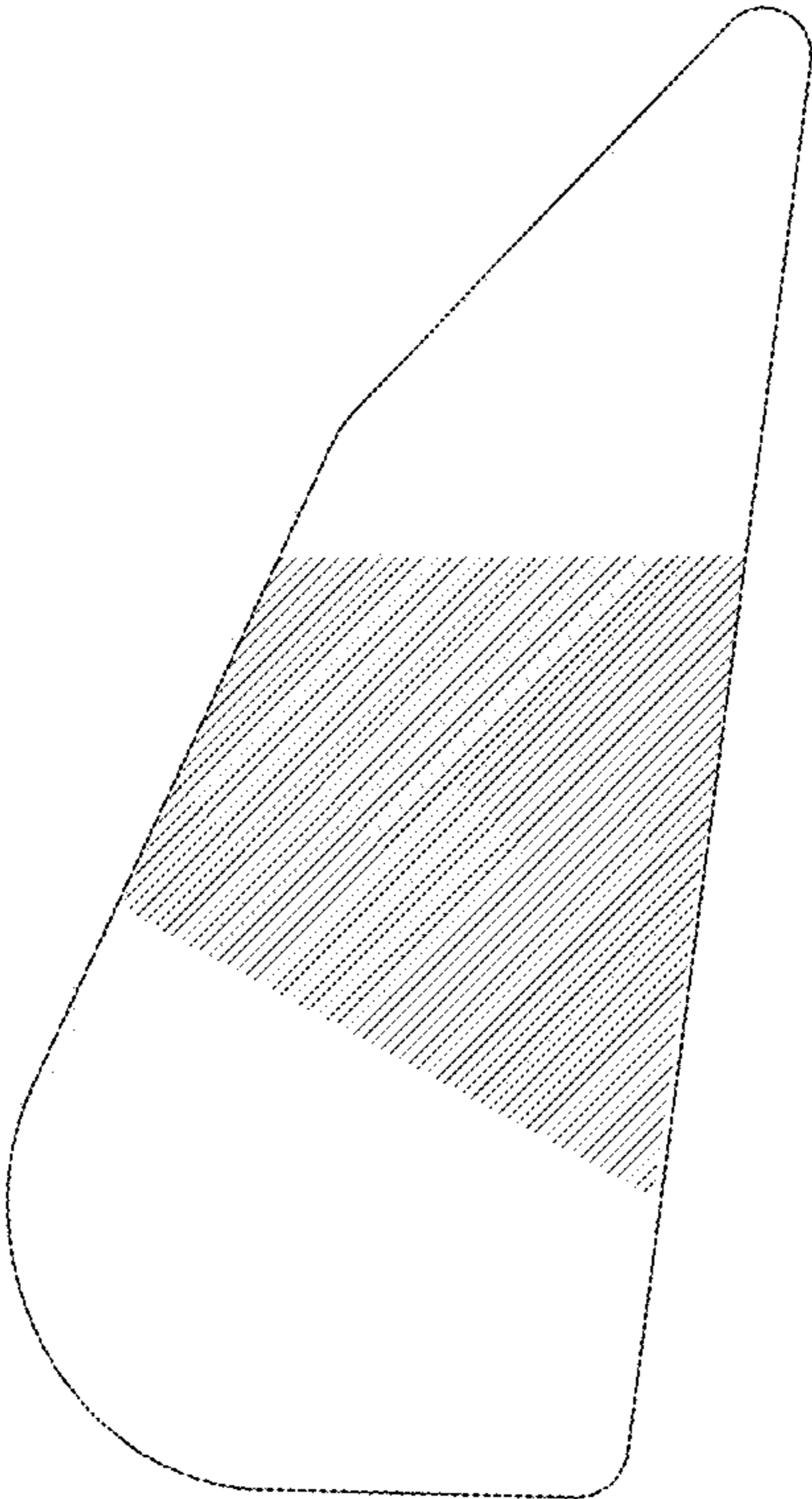


Fig 6

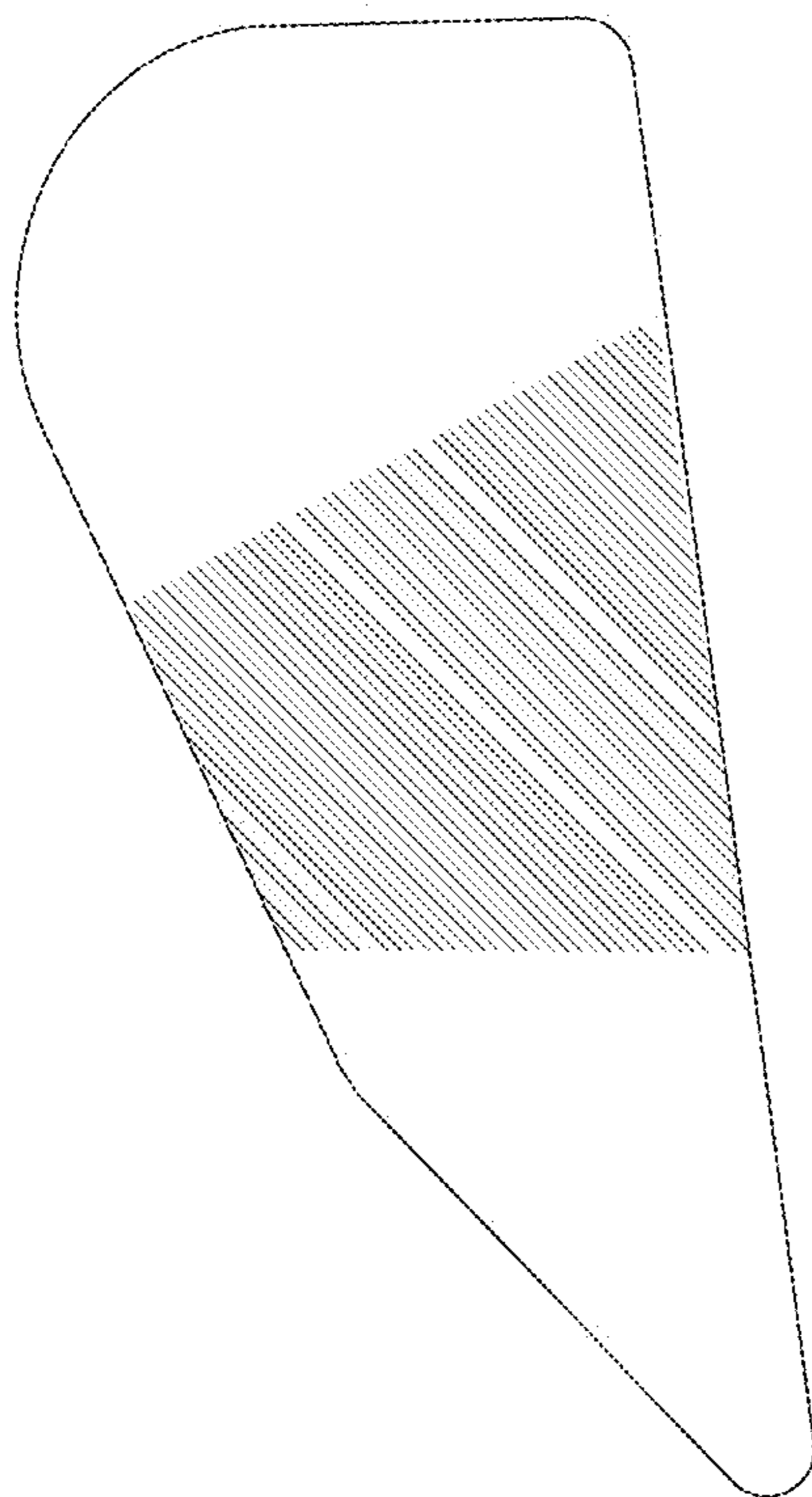
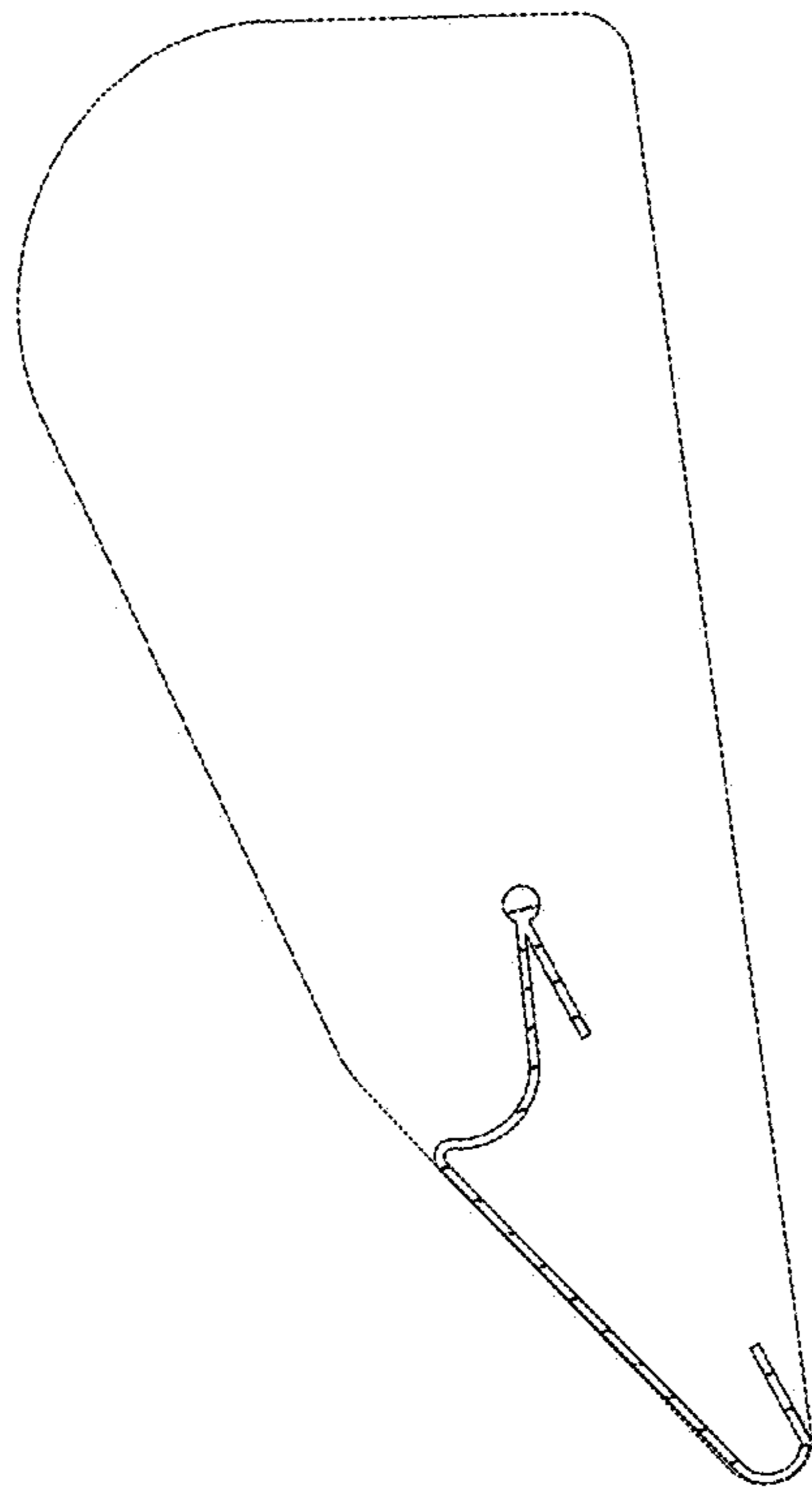


Fig 7



Section 8-8

Fig 8