



US00D695944S

(12) **United States Design Patent**
Baylar

(10) **Patent No.:** **US D695,944 S**

(45) **Date of Patent:** **** Dec. 17, 2013**

(54) **CHANDELIER**

(71) Applicant: **Hudson Furniture, Inc.**, New York, NY
(US)

(72) Inventor: **Barlas Baylar**, New York, NY (US)

(73) Assignee: **Hudson Furniture, Inc.**, New York, NY
(US)

(**) Term: **14 Years**

(21) Appl. No.: **29/467,914**

(22) Filed: **Sep. 25, 2013**

(51) **LOC (9) Cl.** **26-03**

(52) **U.S. Cl.**
USPC **D26/88**

(58) **Field of Classification Search**
USPC D26/72, 73, 81, 84, 88, 90, 118,
D26/127-137; 362/147, 404-408, 351, 352,
362/360, 361

See application file for complete search history.

(56) **References Cited**

U.S. PATENT DOCUMENTS

D79,411 S *	9/1929	Aglow	D26/85
D260,938 S *	9/1981	Zurcher	D26/91
D293,723 S *	1/1988	Buttner	D26/129
D331,986 S *	12/1992	Cordero	D26/88
D597,244 S *	7/2009	Trumble et al.	D26/90
D597,245 S *	7/2009	Trumble et al.	D26/90
D604,452 S *	11/2009	Smith	D26/118
D620,173 S *	7/2010	Sabernig	D26/81
D628,336 S *	11/2010	Baylar	D26/88
D633,643 S *	3/2011	De Lucchi	D26/88
D635,711 S *	4/2011	Scutella'	D26/88
D639,487 S *	6/2011	Baylar	D26/88

D655,437 S *	3/2012	Baylar	D26/81
D660,500 S *	5/2012	Martin	D26/82
D660,503 S *	5/2012	Gilad	D26/88

OTHER PUBLICATIONS

Emilia chandeliers shown on pp. 67 and 68 of the Eurofase Lighting Illuminations Supplement 2010 catalog #MKT-CAT-EF10. © 2010.*
Vidra pendant shown on pp. 81 and 82 of the Eurofase Lighting Illuminations Supplement 2010 catalog #MKT-CAT-EF10. © 2010. (2 pages, includes rear cover of catalog).*

Ryli Pendants shown on pp. 75 and 76 of the Eurofase Lighting Illuminations Supplement 2010 catalog #MKT-CAT-EF10. © 2010.*
Nimah pendant on p. 204 and wall sconce on p. 205 of the Eurofase Lighting Illuminations catalog #MKT-CAT-EF09 © 2009.*

Dela Chandeliers shown on p. 220 of the of the Eurofase Lighting Illuminations catalog #MKT-CAT-EF09 ©2009.(2 pages, includes rear cover of catalog).*

* cited by examiner

Primary Examiner — Clare E Heflin

(74) *Attorney, Agent, or Firm* — Baker & Rannells, PA

(57) **CLAIM**

The ornamental design for a chandelier, as shown and described.

DESCRIPTION

FIG. 1 is a front elevational view in accordance with the new design;

FIG. 2 is a rear elevational view thereof;

FIG. 3 is a right side elevational view thereof;

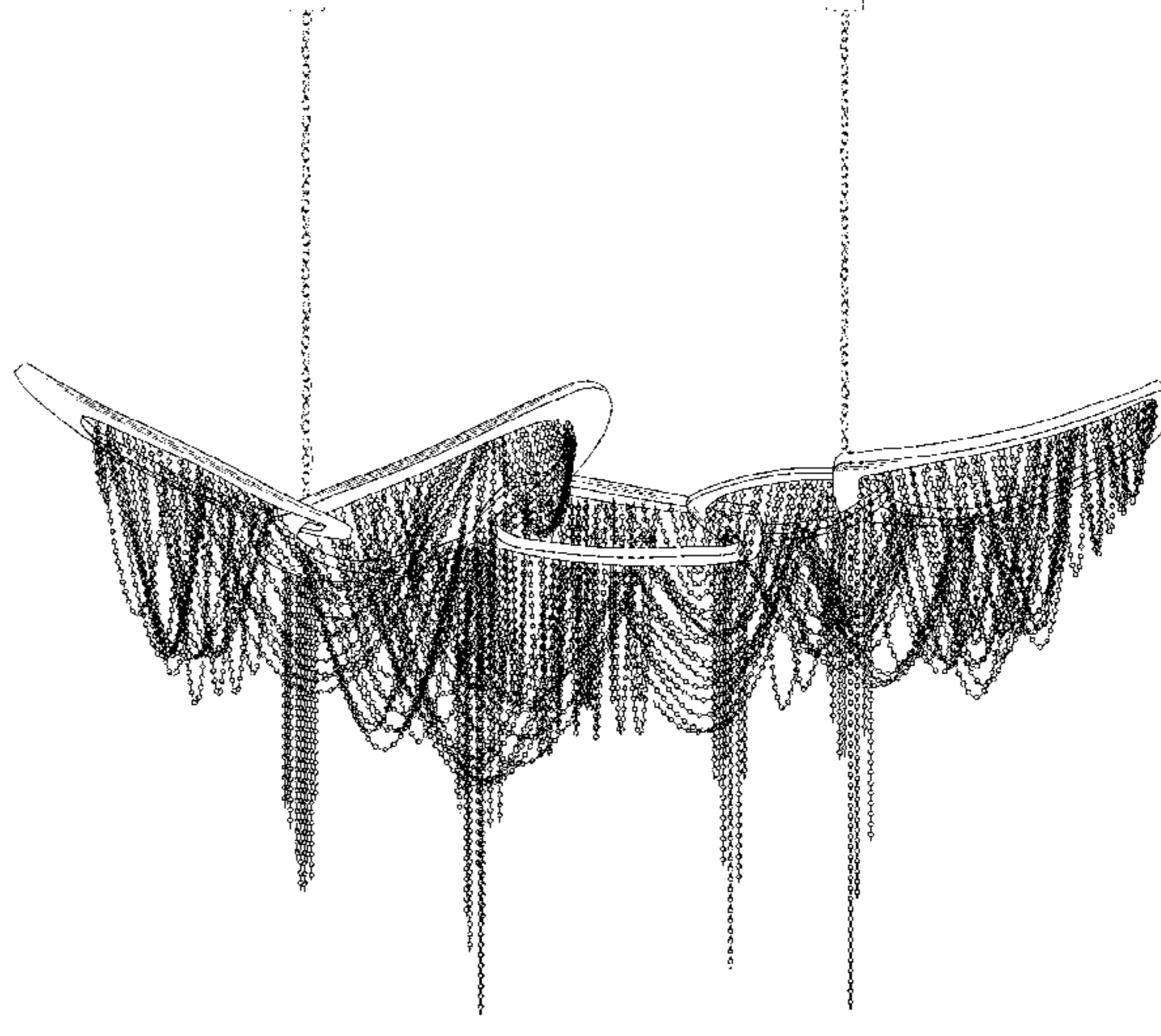
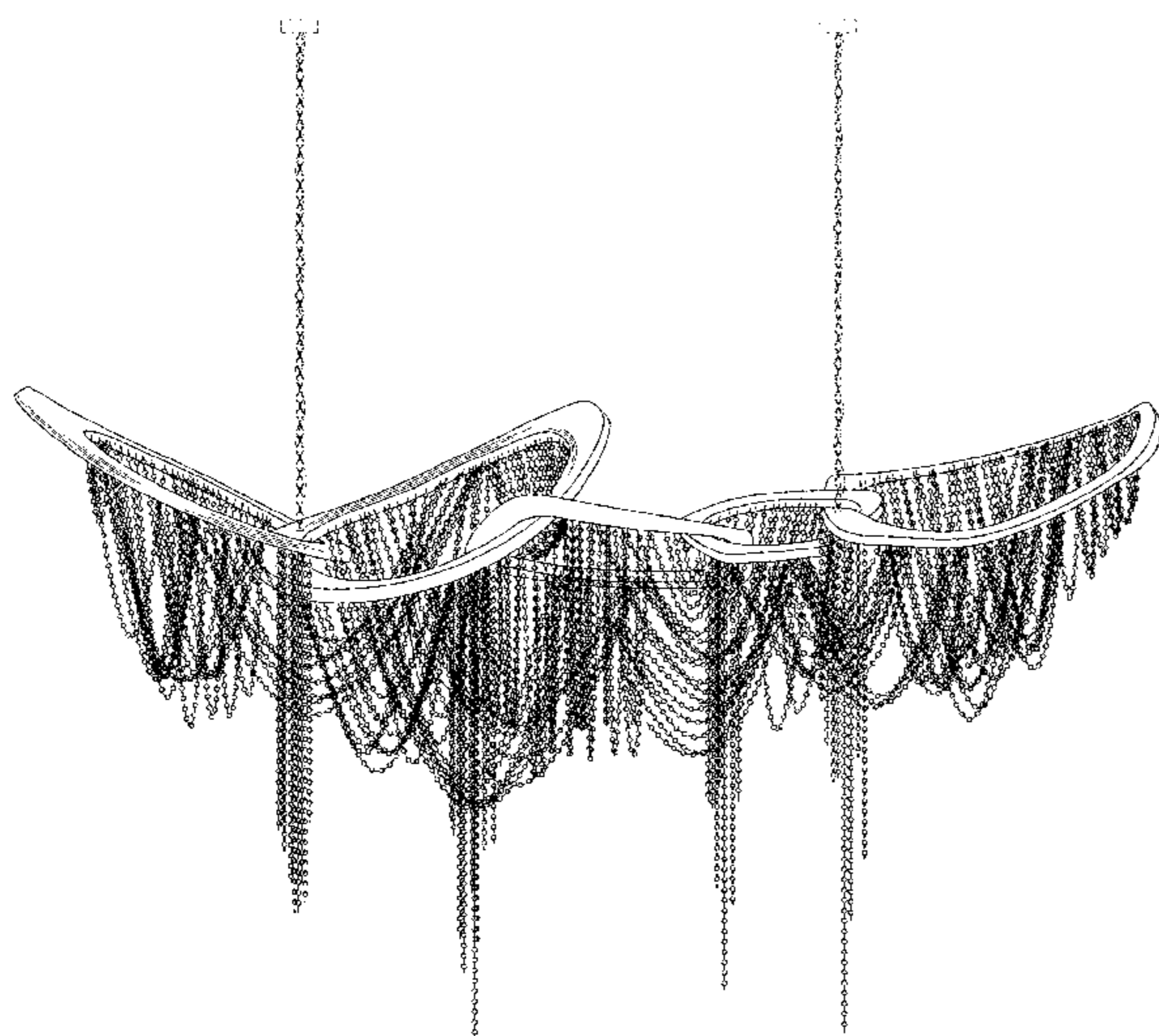
FIG. 4 is a left side elevational view thereof;

FIG. 5 is a top plan view thereof; and,

FIG. 6 is a bottom plan view thereof.

The broken lines shown on the drawings depict environment only and form no part of the claimed design.

1 Claim, 4 Drawing Sheets



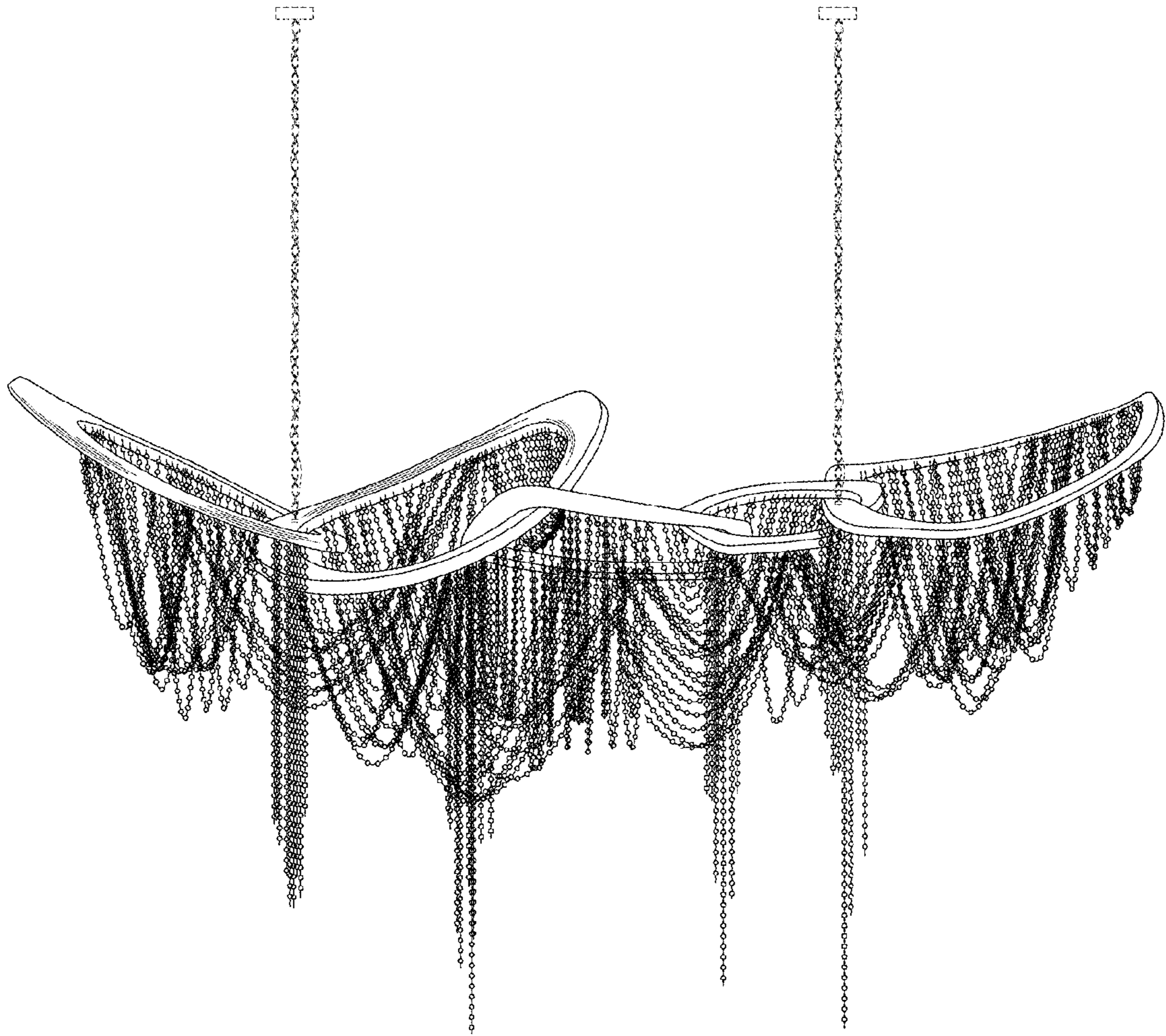


Fig. 1

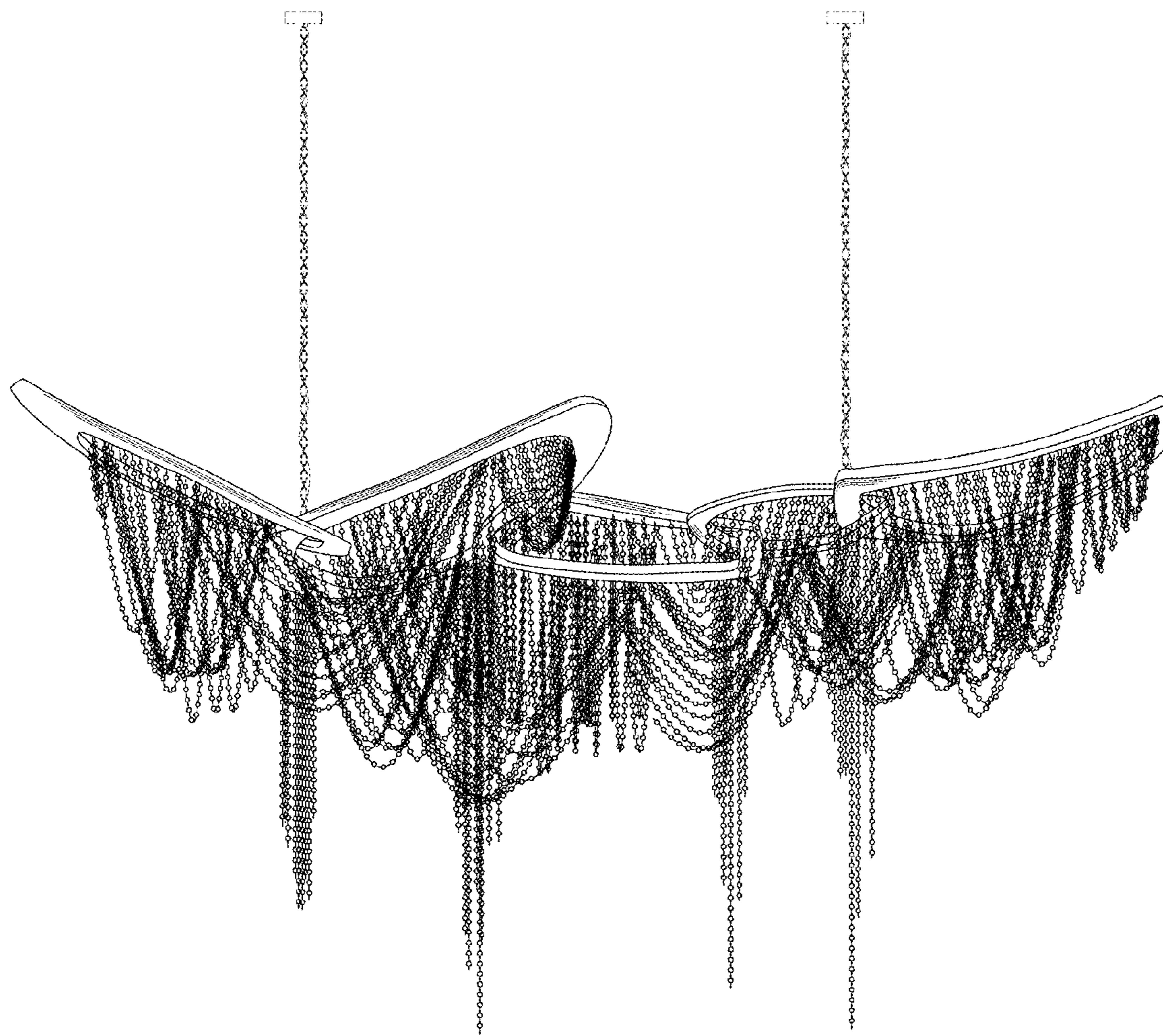


Fig. 2




Fig. 3

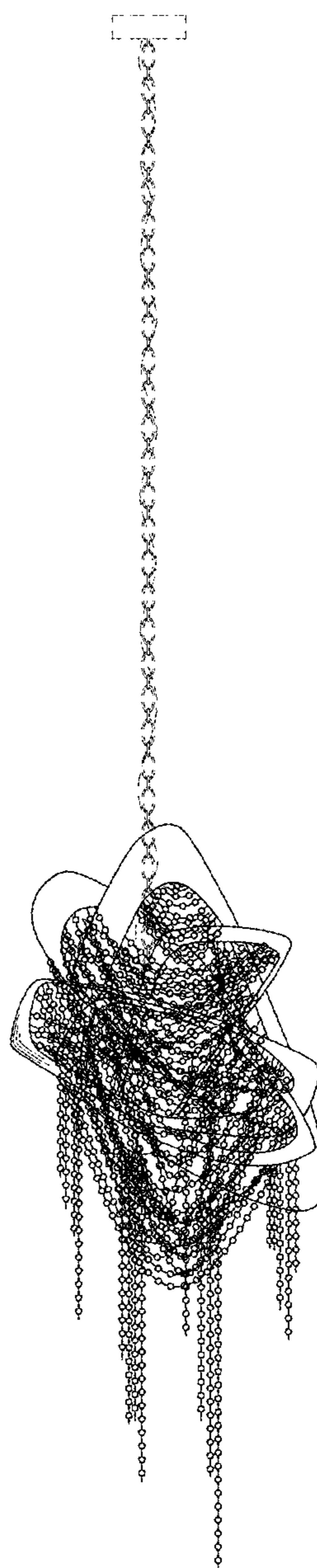


Fig. 4

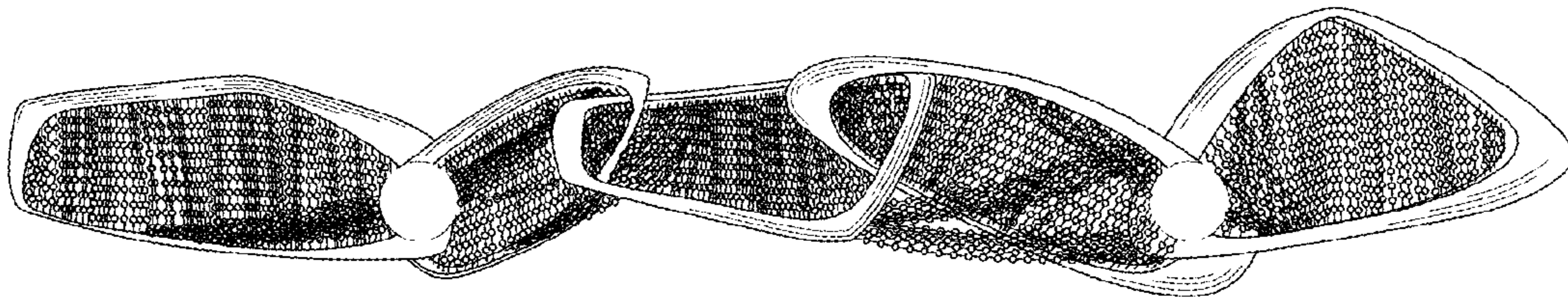


Fig. 5

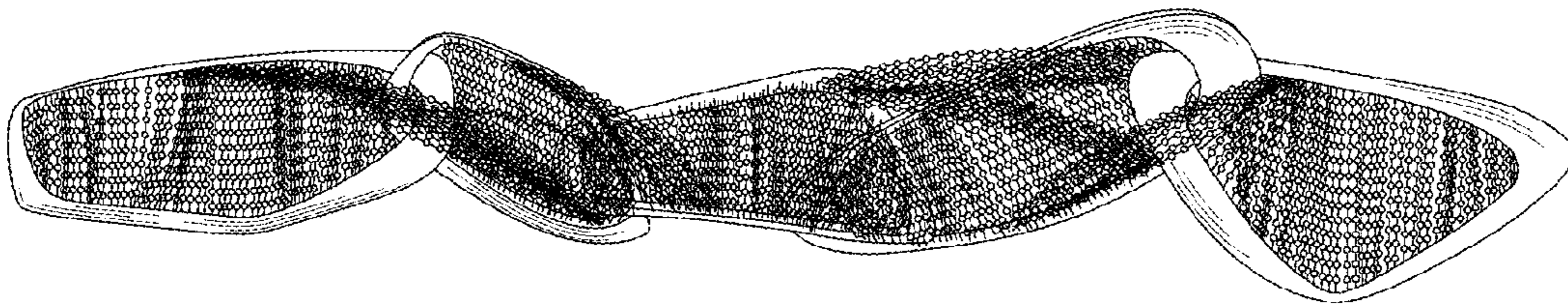


Fig. 6