



US00D695937S

(12) **United States Design Patent**  
**Duquette et al.**

(10) **Patent No.:** **US D695,937 S**

(45) **Date of Patent:** **\*\* Dec. 17, 2013**

(54) **LIGHT COLUMN**

(75) Inventors: **Jean-Francois Duquette**, Kirkland (CA); **Michel Fortin**, Sainte-Marthe sur le lac (CA); **Guy Galipeau**, Boisbriand (CA); **Etienne Dansereau**, Montreal (CA); **Jonathan Hardy**, Laval (CA); **Jean-Francois Laporte**, Laval (CA); **Pascal Pavao**, St-Jerome (CA); **Juan Ernesto Quintana**, Laval (CA); **Marc-Antoine Vachon**, Montreal (CA)

(73) Assignee: **Koninklijke Philips N.V.**, Eindhoven (NL)

(\*\*) Term: **14 Years**

(21) Appl. No.: **29/428,202**

(22) Filed: **Jul. 27, 2012**

(51) **LOC (9) Cl.** ..... **26-05**

(52) **U.S. Cl.**  
USPC ..... **D26/68**

(58) **Field of Classification Search**  
USPC ..... D26/67-71, 107; 362/145, 183, 231, 362/240, 249.02, 249.03, 249.04, 249.06, 362/249.16, 373, 414, 431

See application file for complete search history.

(56) **References Cited**

U.S. PATENT DOCUMENTS

4,438,484	A	*	3/1984	Winden	.....	362/267
4,639,843	A	*	1/1987	Compton	.....	362/431
D310,887	S	*	9/1990	Paris	.....	D26/68
D372,320	S	*	7/1996	Brady	.....	D26/68
D373,000	S	*	8/1996	Brady	.....	D26/68
D377,229	S	*	1/1997	Shalvi	.....	D26/68
D383,867	S	*	9/1997	Shalvi	.....	D26/68
D398,412	S	*	9/1998	Metchear, III	.....	D26/68
D444,899	S	*	7/2001	Bossy	.....	D26/68
D495,445	S	*	8/2004	Cooper et al.	.....	D26/67
D663,459	S	*	7/2012	Wauters	.....	D26/68
D663,460	S	*	7/2012	Wauters	.....	D26/68
D678,578	S	*	3/2013	Wauters	.....	D26/68

\* cited by examiner

*Primary Examiner* — Clare E Heflin

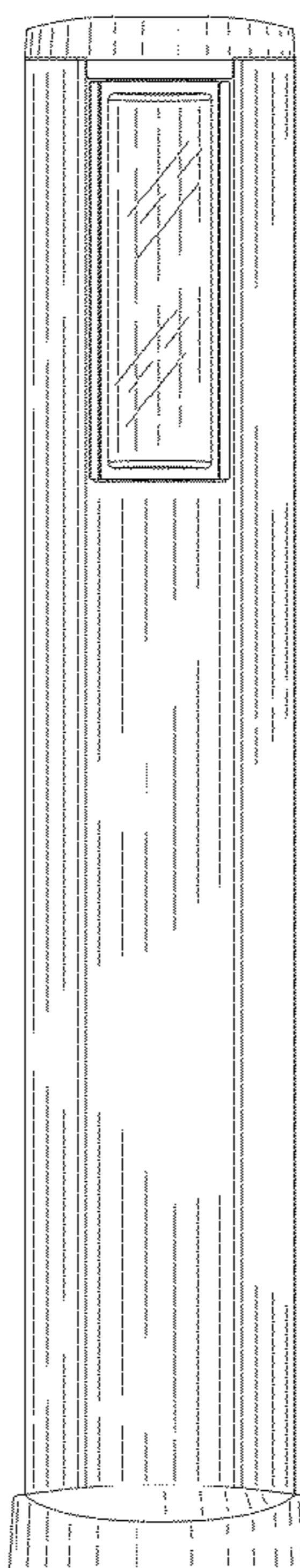
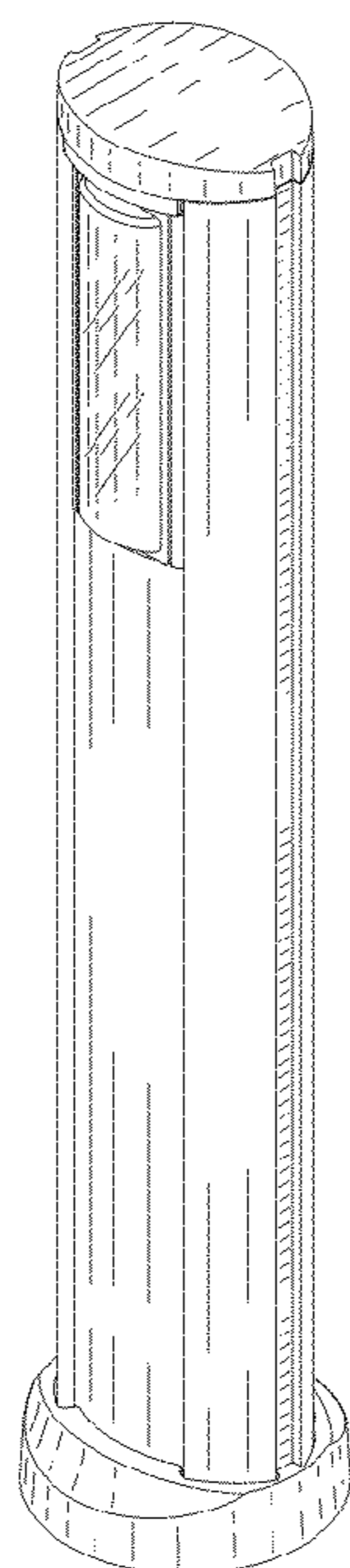
(57) **CLAIM**

The ornamental design for a light column, as shown and described.

**DESCRIPTION**

FIG. 1 is a perspective view showing my design; FIG. 2 is a front elevational view thereof; FIG. 3 is a rear elevational view thereof; FIG. 4 is a right side elevational view thereof; FIG. 5 is a left side elevational view thereof; FIG. 6 is a top plan view thereof; and, FIG. 7 is a bottom plan view thereof. The broken lines shown in FIG. 7 of the drawings depict portions of the light column that form no part of the claimed design.

**1 Claim, 3 Drawing Sheets**



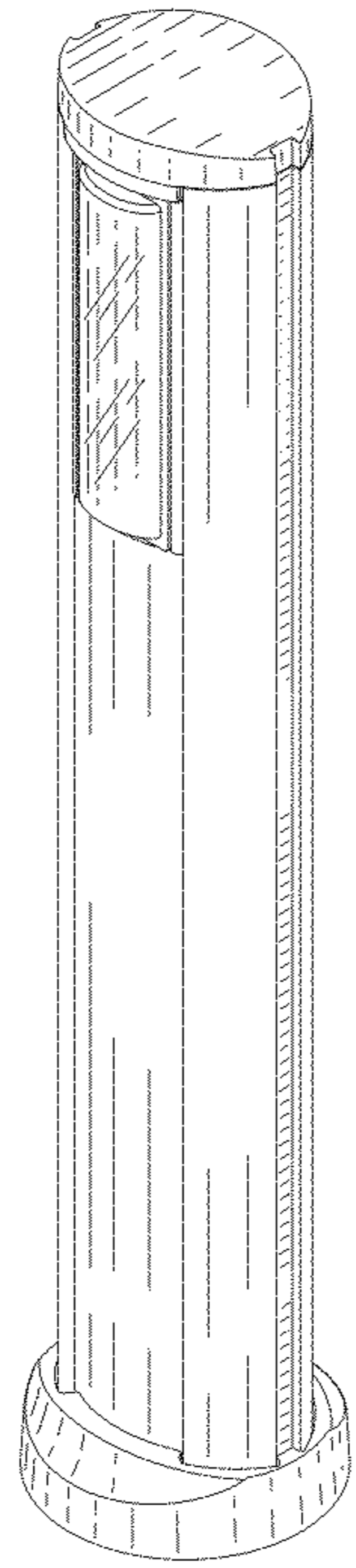


FIG. 1

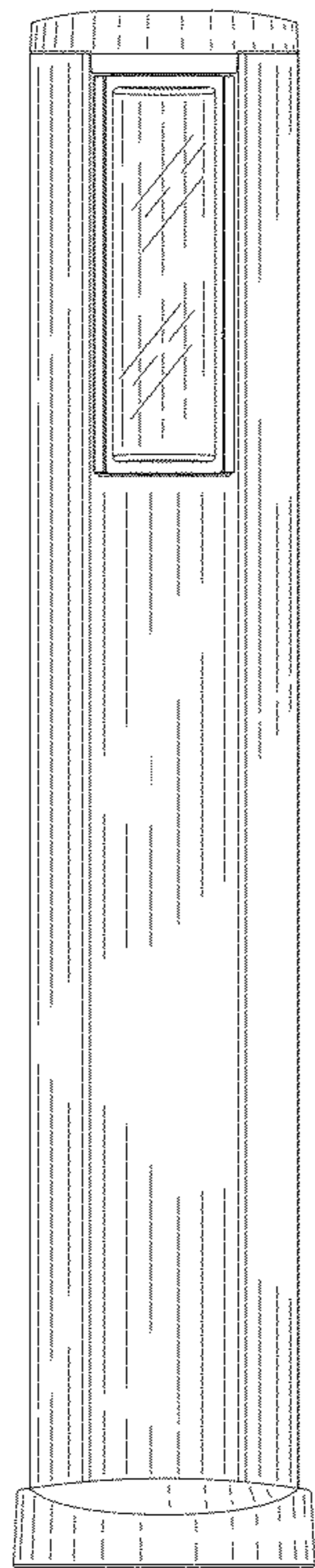


FIG. 2

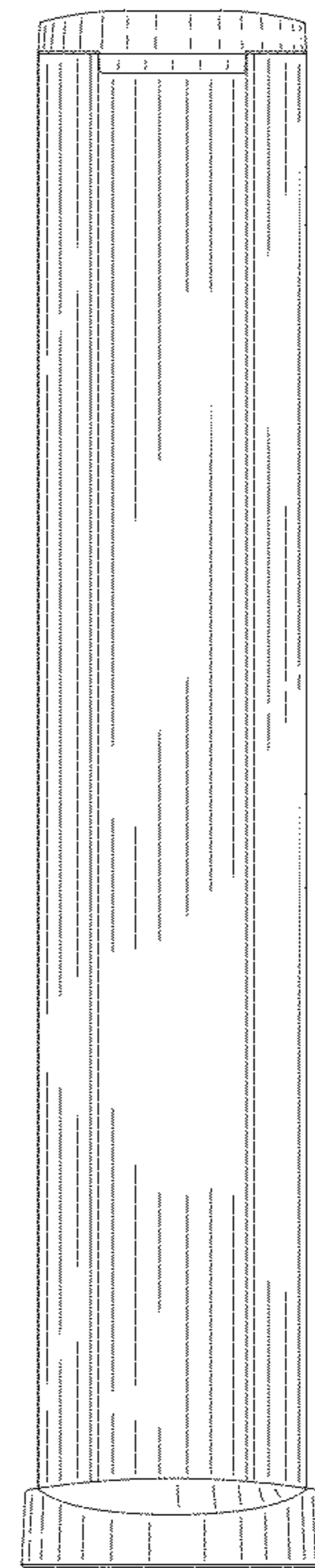


FIG. 3

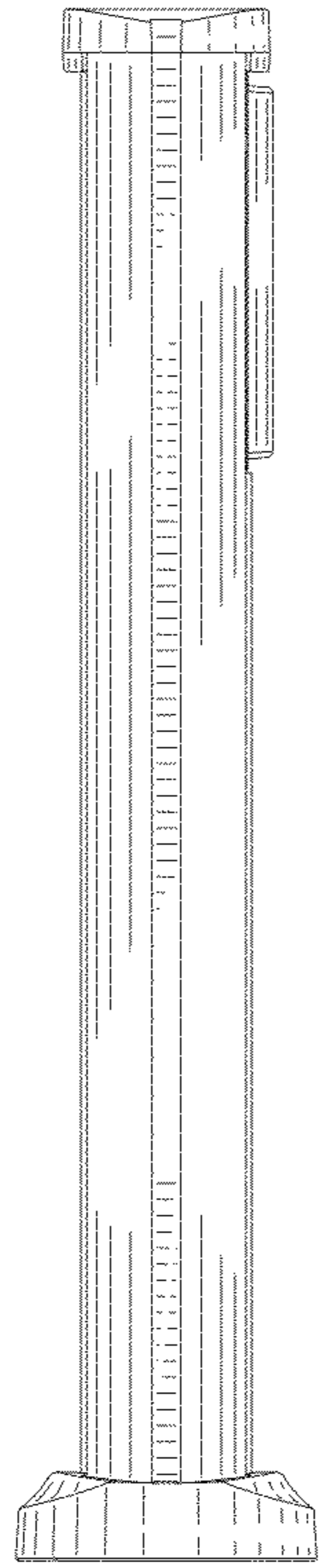


FIG. 4




FIG. 5

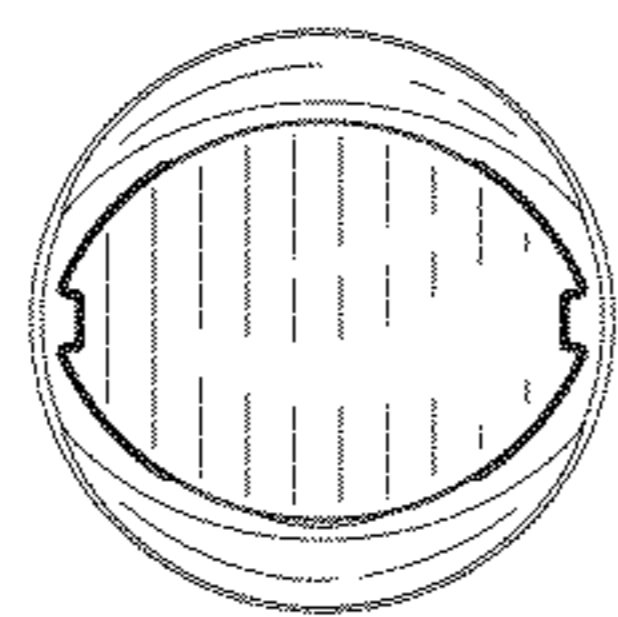


FIG. 6

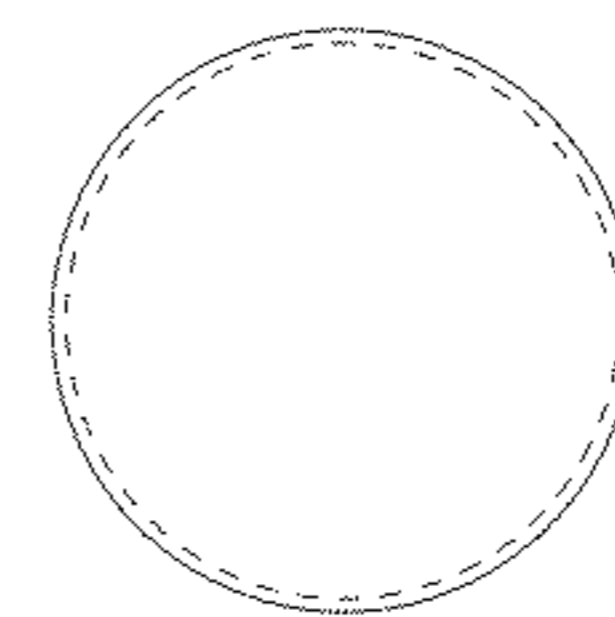


FIG. 7