

US00D695933S

(12) **United States Design Patent**  
**Kim et al.**

(10) **Patent No.:** **US D695,933 S**  
(45) **Date of Patent:** **\*\* Dec. 17, 2013**

(54) **REAR COMBINATION LAMP FOR AN AUTOMOBILE**

D553,269 S \* 10/2007 Pfeiffer et al. .... D26/28  
D570,015 S \* 5/2008 Hsu ..... D26/28  
D574,524 S \* 8/2008 Tomatsu ..... D26/28  
D605,793 S \* 12/2009 Weil ..... D26/28

(71) Applicant: **Kia Motors Corporation**, Seoul (KR)

\* cited by examiner

(72) Inventors: **Woo Hyun Kim**, Gyeonggi-do (KR);  
**Hwan Wook Baek**, Hwaseong (KR)

*Primary Examiner* — Marcus Jackson

(73) Assignee: **Kia Motors Corporation**, Seoul (KR)

(74) *Attorney, Agent, or Firm* — Edwards Wildman Palmer LLP

(\*\*) Term: **14 Years**

(57) **CLAIM**

(21) Appl. No.: **29/421,882**

The ornamental design for a rear combination lamp for an automobile, as shown and described.

(22) Filed: **Oct. 9, 2012**

**DESCRIPTION**

(30) **Foreign Application Priority Data**

Apr. 18, 2012 (KR) ..... 30-2012-0018172

(51) **LOC (9) Cl.** ..... **26-06**

(52) **U.S. Cl.**  
USPC ..... **D26/28**

(58) **Field of Classification Search**  
USPC ..... D26/28-36; 362/459-468, 475-478,  
362/485-487  
See application file for complete search history.

FIG. 1 is a perspective view of a rear combination lamp for an automobile according to the present invention.

FIG. 2 is a front view of the rear combination lamp for an automobile of FIG. 1.

FIG. 3 is a rear view of the rear combination lamp for an automobile of FIG. 1.

FIG. 4 is a left side view of the rear combination lamp for an automobile of FIG. 1.

FIG. 5 is a right side view of the rear combination lamp for an automobile of FIG. 1.

FIG. 6 is a top view of the rear combination lamp for an automobile of FIG. 1; and,

FIG. 7 is a bottom view of the rear combination lamp for an automobile of FIG. 1.

(56) **References Cited**

**U.S. PATENT DOCUMENTS**

D549,363 S \* 8/2007 Pfeiffer ..... D26/28  
D552,769 S \* 10/2007 Leclercq ..... D26/28

**1 Claim, 7 Drawing Sheets**




FIG. 1




FIG. 2




FIG. 3




FIG. 4




FIG. 5




FIG. 6

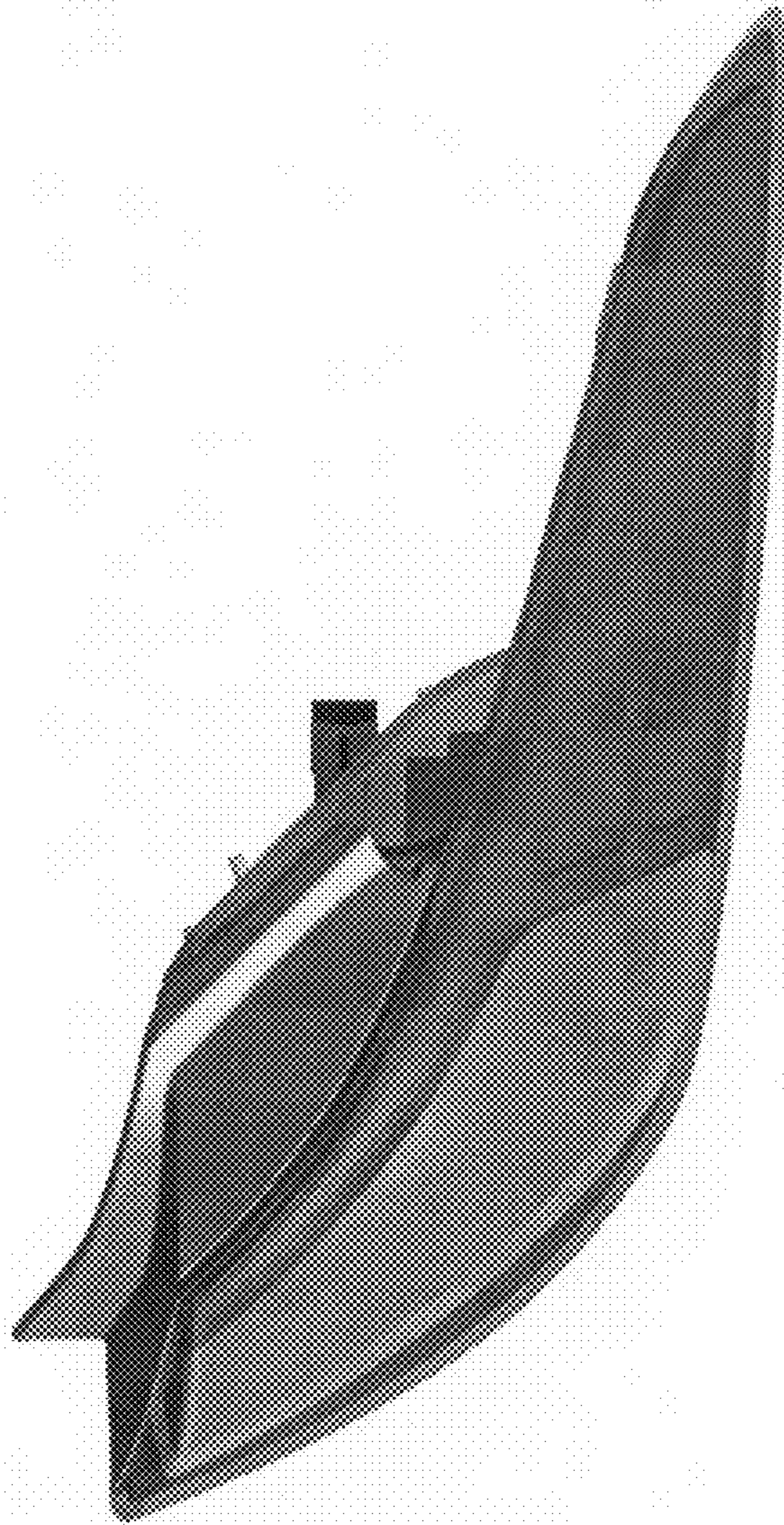


FIG. 7

