



US00D695927S

(12) **United States Design Patent**
Anderson et al.

(10) **Patent No.:** **US D695,927 S**

(45) **Date of Patent:** **** Dec. 17, 2013**

(54) **LED LAMP**

(71) Applicant: **GE Lighting Solutions, LLC**, East
Cleveland, OH (US)

(72) Inventors: **David Christopher Anderson**,
Willoughby, OH (US); **Joshua Ian**
Rintamaki, Westlake, OH (US);
Benjamin Lee Yoder, Cleveland
Heights, OH (US)

(73) Assignee: **GE Lighting Solutions, LLC**, East
Cleveland, OH (US)

(**) Term: **14 Years**

(21) Appl. No.: **29/450,990**

(22) Filed: **Mar. 27, 2013**

(51) **LOC (9) Cl.** **26-04**

(52) **U.S. Cl.**
USPC **D26/2**

(58) **Field of Classification Search**
USPC D26/1-4; 313/313, 315, 316, 317, 318,
313/493; 315/52, 53, 56, 57, 58
See application file for complete search history.

(56) **References Cited**

U.S. PATENT DOCUMENTS

D610,271 S * 2/2010 Bi D26/2
D616,120 S * 5/2010 Wada et al. D26/2

D617,918 S * 6/2010 Yamamoto et al. D26/2
D631,569 S * 1/2011 Bobel D26/2
D631,571 S * 1/2011 Bobel D26/2
D658,790 S * 5/2012 Lee D26/2
D668,361 S 10/2012 Rintamaki et al.
D668,362 S 10/2012 Allen et al.
D688,394 S * 8/2013 Tsai D26/2

* cited by examiner

Primary Examiner — Marcus Jackson

(74) *Attorney, Agent, or Firm* — Peter T. DiMauro; Global
Patent Operation

(57) **CLAIM**

The ornamental design for an LED lamp, as shown and
described.

DESCRIPTION

FIG. 1 is a front perspective view of an LED lamp showing
our new design;

FIG. 2 is a top plan view thereof;

FIG. 3 is a right side elevational view thereof, the left side
elevational view being a mirror image thereof; and,

FIG. 4 is a bottom plan view thereof.

The broken lines in the Figures show portions of the LED
lamp which form no part of the claimed design. The shade
lines in the Figures show contour and not surface ornamen-
tation.

1 Claim, 2 Drawing Sheets




Figure 1




Figure 2

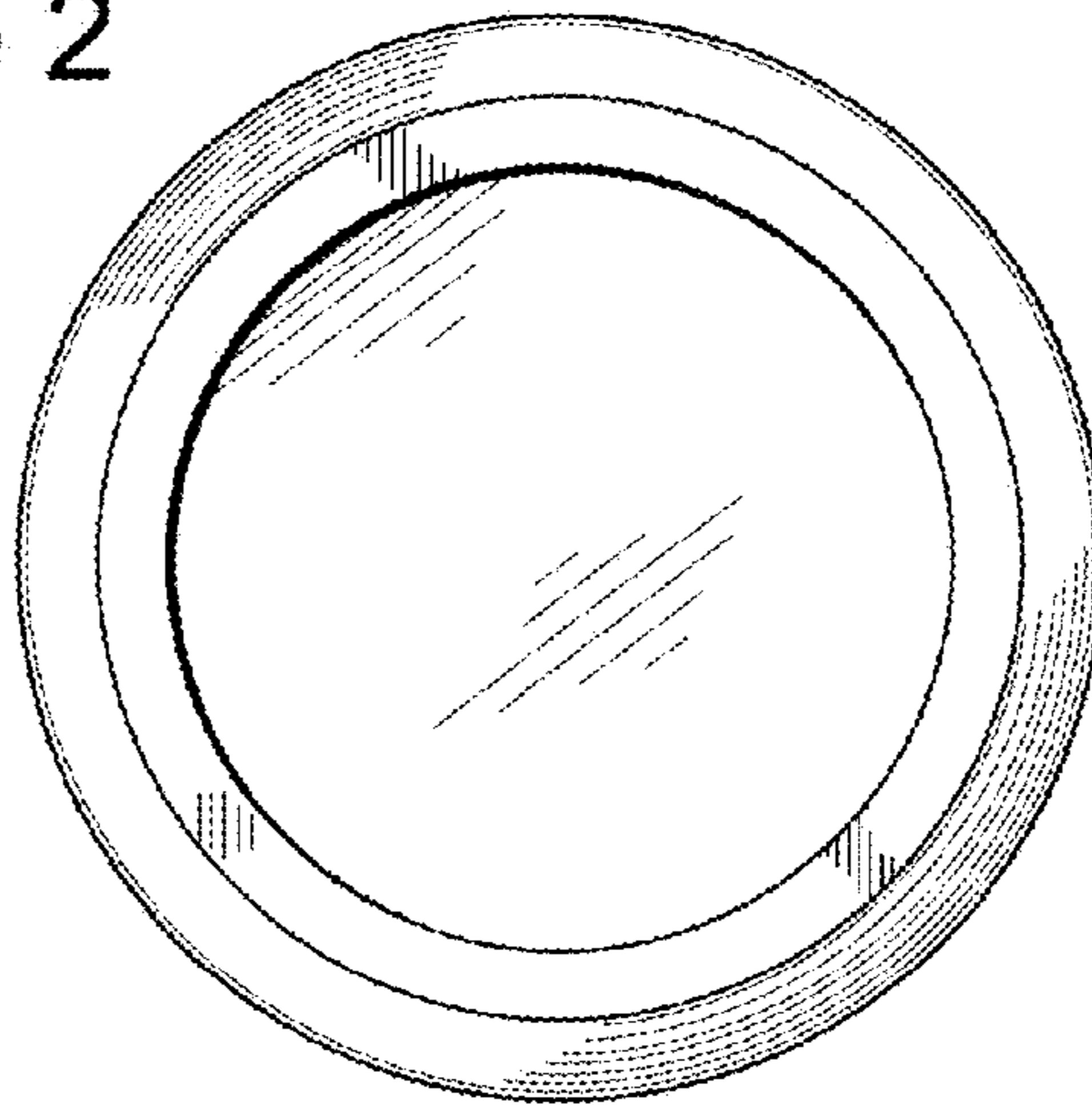


Figure 3

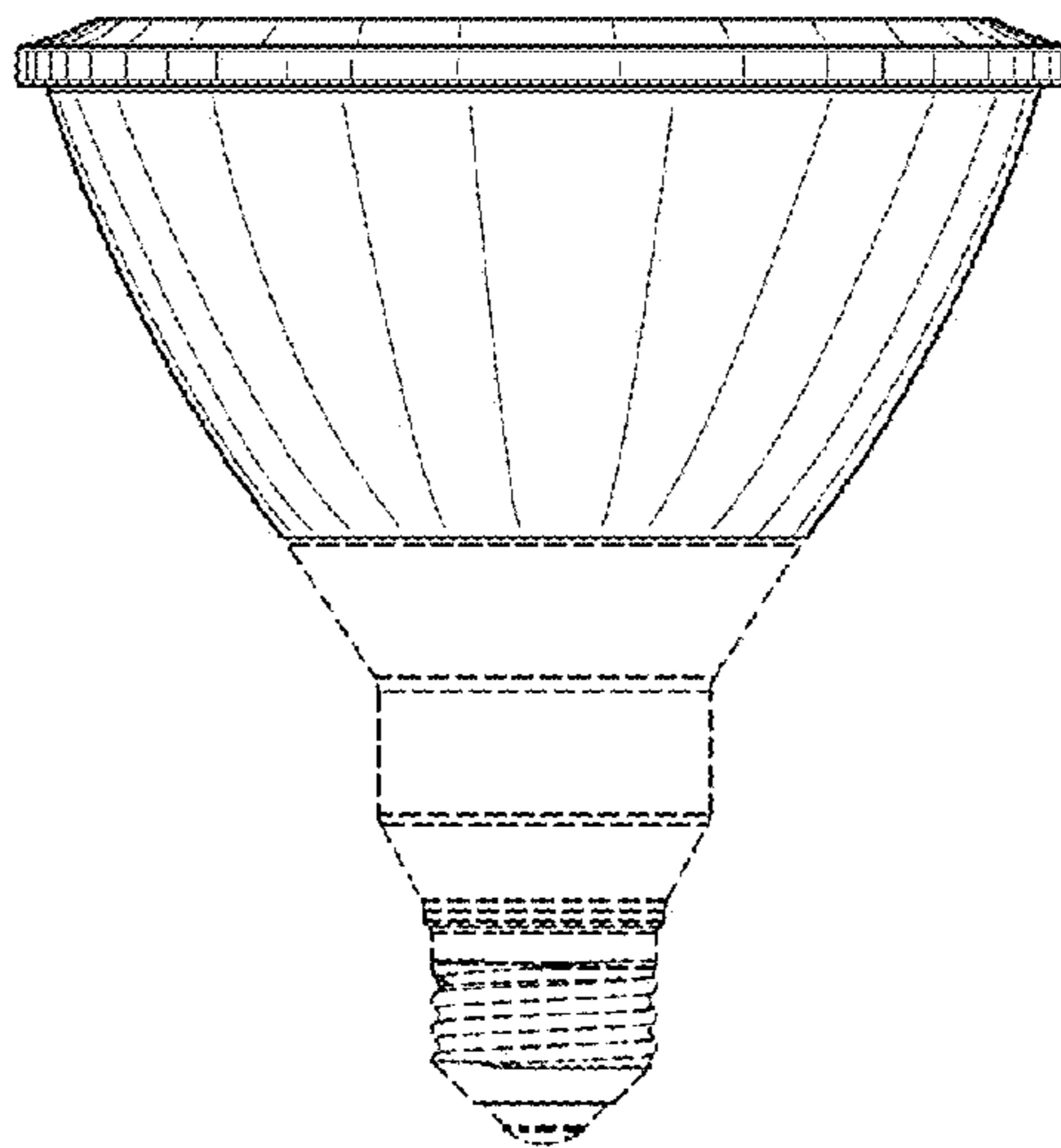


Figure 4

