

US00D695924S

(12) **United States Design Patent**
Macura et al.

(10) **Patent No.:** **US D695,924 S**

(45) **Date of Patent:** **** Dec. 17, 2013**

(54) **MAST FOR LUMINAIRE**

(71) Applicants: **Marko Macura**, Eindhoven (NL);
Christopher Paul Waitzman,
Eindhoven (NL)

(72) Inventors: **Marko Macura**, Eindhoven (NL);
Christopher Paul Waitzman,
Eindhoven (NL)

(73) Assignee: **Koninklijke Philips N.V.**, Eindhoven
(NL)

(**) Term: **14 Years**

(21) Appl. No.: **29/434,037**

(22) Filed: **Oct. 9, 2012**

(30) **Foreign Application Priority Data**

Apr. 10, 2012 (EM) 002022673-0007

(51) **LOC (9) Cl.** **25-01**

(52) **U.S. Cl.**
USPC **D25/126; D26/93**

(58) **Field of Classification Search**
USPC D25/126; 362/84, 217.14, 410, 431,
362/285; 126/93

See application file for complete search history.

(56) **References Cited**

U.S. PATENT DOCUMENTS

3,369,331	A *	2/1968	Deskey et al.	52/38
D257,896	S *	1/1981	Scholze et al.	D26/93
5,944,413	A *	8/1999	Crookham et al.	362/431
6,851,838	B2 *	2/2005	Haddad et al.	362/431
6,871,985	B2 *	3/2005	Humphrey	362/431
D616,116	S *	5/2010	Keel et al.	D25/126
D624,667	S *	9/2010	Keel et al.	D25/126

* cited by examiner

Primary Examiner — Doris Clark

(57) **CLAIM**

The ornamental design for a mast for luminaire, as shown.

DESCRIPTION

FIG. 1 is a perspective view showing our design;
FIG. 2 is a front elevational view thereof;
FIG. 3 is a rear elevational view thereof;
FIG. 4 is a right side elevational view thereof;
FIG. 5 is a left side elevational view thereof;
FIG. 6 is a top plan view thereof; and,
FIG. 7 is a bottom plan view thereof.

1 Claim, 3 Drawing Sheets






FIG. 1

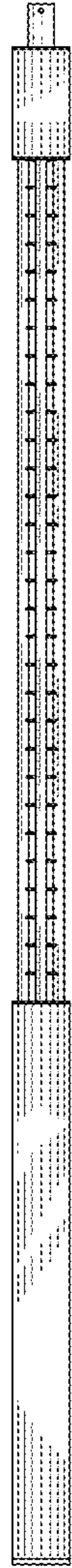


FIG. 2

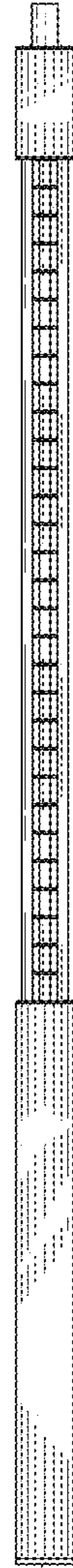


FIG. 3

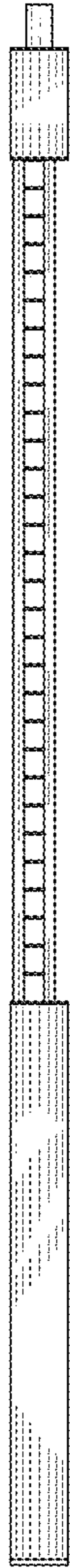


FIG. 4

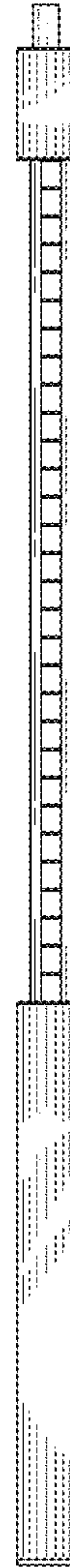


FIG. 5



FIG. 6



FIG. 7