



US00D695912S

(12) **United States Design Patent**
Walsh et al.

(10) **Patent No.:** **US D695,912 S**

(45) **Date of Patent:** **** Dec. 17, 2013**

(54) **DOOR**

(71) Applicant: **Masonite Corporation**, Tampa, FL (US)

(72) Inventors: **Jason Walsh**, Batavia, IL (US); **Mark Albrighton**, Wesley Chapel, FL (US); **Neal Vaillancourt**, Tampa, FL (US); **Douglas Thompson**, Tampa, FL (US)

(73) Assignee: **Masonite Corporation**, Tampa, FL (US)

(**) Term: **14 Years**

(21) Appl. No.: **29/456,827**

(22) Filed: **Jun. 4, 2013**

Related U.S. Application Data

(63) Continuation of application No. 29/412,164, filed on Jan. 31, 2012, now Pat. No. Des. 683,865.

(51) **LOC (9) Cl.** **25-02**

(52) **U.S. Cl.**
USPC **D25/48.3**

(58) **Field of Classification Search**
USPC D25/48.3; 52/455; 49/504
See application file for complete search history.

(56) **References Cited**

U.S. PATENT DOCUMENTS

894,421 A * 7/1908 Rudd 49/460
1,018,896 A * 2/1912 Frey 52/455

D584,830 S * 1/2009 Steiber et al. D25/48.3
D587,814 S * 3/2009 Steiber et al. D25/48.3
D594,133 S * 6/2009 Williams D25/48.3
2006/0059821 A1* 3/2006 Coghlan et al. 52/455

* cited by examiner

Primary Examiner — Doris Clark

(74) *Attorney, Agent, or Firm* — Berenato & White, LLC

(57) **CLAIM**

The ornamental design for a door, as shown and described.

DESCRIPTION

FIG. 1 is a front perspective view of our design, with the rear perspective view being a mirror image thereof;
FIG. 2 is a front elevational view;
FIG. 3 is a rear elevational view;
FIG. 4 is a top plan view;
FIG. 5 is a bottom plan view;
FIG. 6 is a cross-sectional view taken along the line 6-6 of FIG. 2;
FIG. 7 is an exploded fragmentary view of FIG. 6;
FIG. 8 is a left side elevational view;
FIG. 9 is a right side elevational view; and,
FIG. 10 is a cross-sectional view elevational view taken along the line 10-10 of FIG. 2.
The broken lines are for illustrative purposes only and form no part of the claimed design.

1 Claim, 5 Drawing Sheets




Fig. 1




Fig. 2

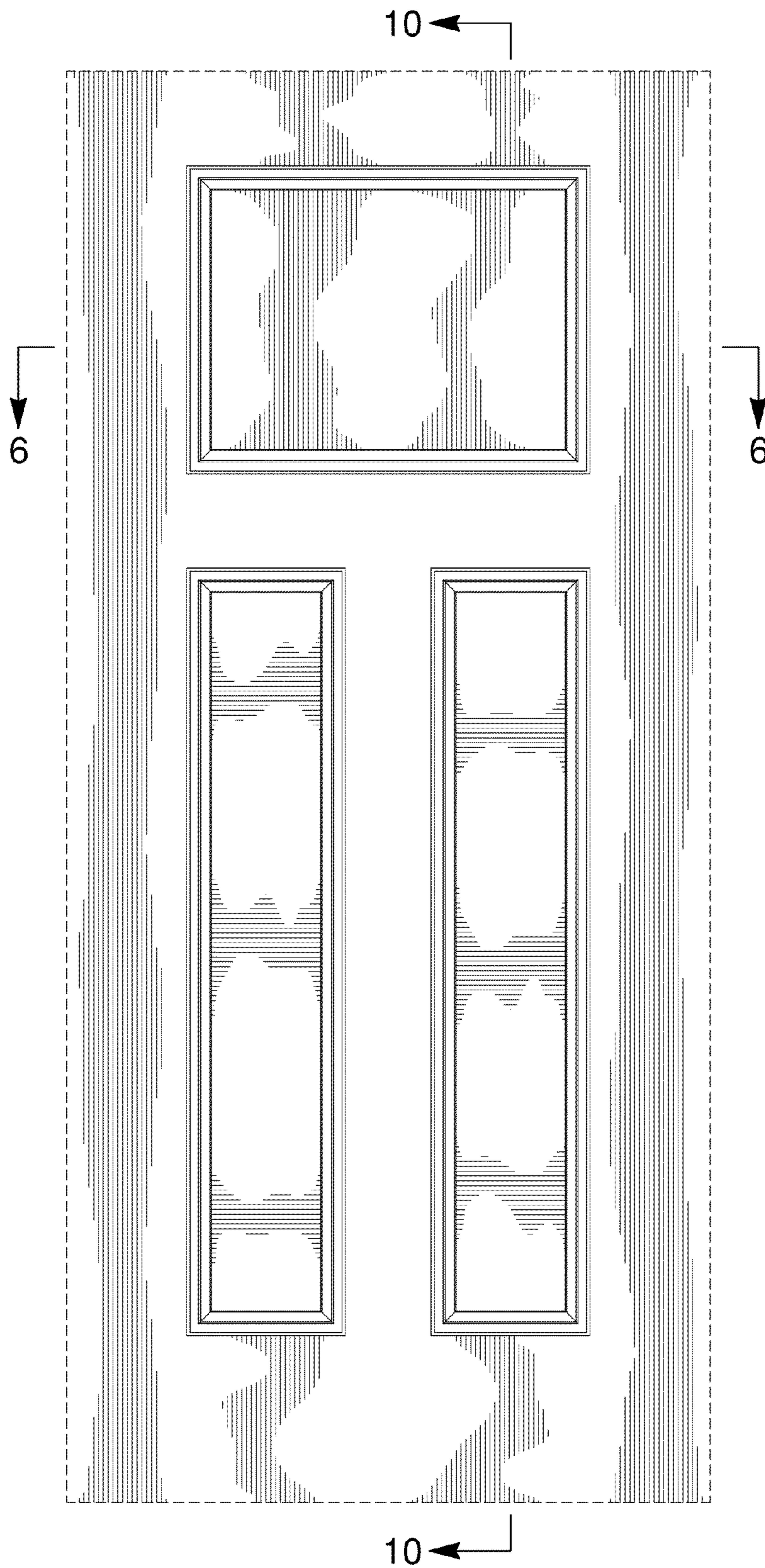


Fig. 3




Fig. 4



Fig. 5

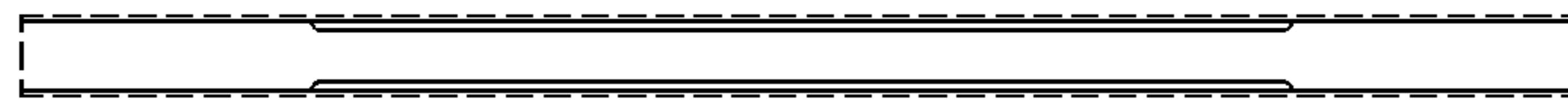


Fig. 6

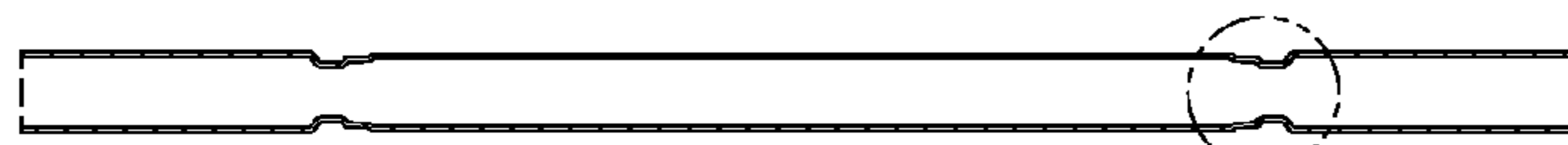


Fig. 7

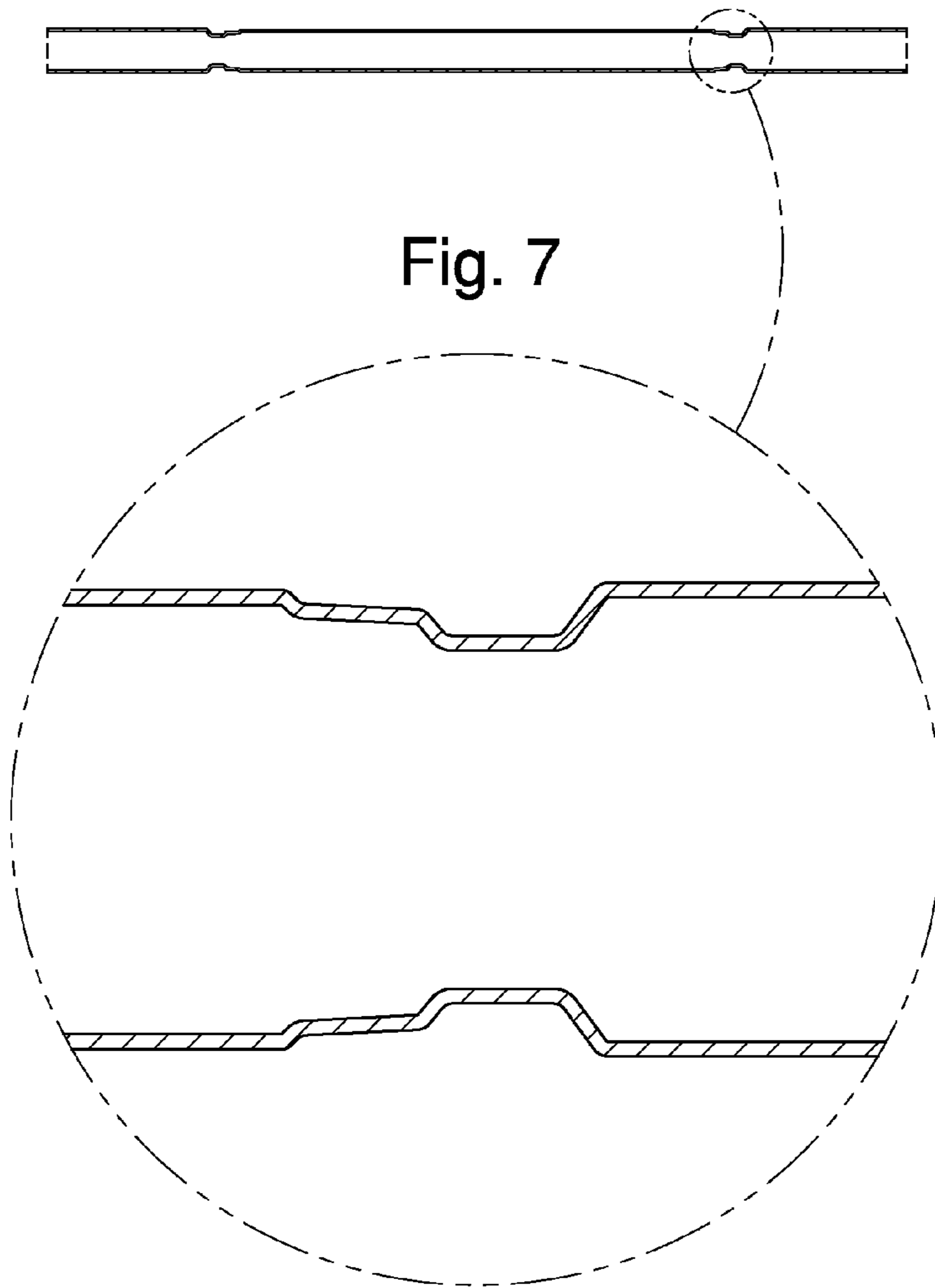


Fig. 8



Fig. 9



Fig. 10

