

US00D695909S

(12) **United States Design Patent**
Martell

(10) **Patent No.:** **US D695,909 S**
(45) **Date of Patent:** **** Dec. 17, 2013**

(54) **POOL COVERING SYSTEM**

(76) Inventor: **Dave Martell**, Tucson, AZ (US)

(**) Term: **14 Years**

(21) Appl. No.: **29/399,194**

(22) Filed: **Aug. 10, 2011**

Related U.S. Application Data

(63) Continuation-in-part of application No. 29/357,388, filed on Mar. 11, 2010, now Pat. No. Des. 645,162.

(51) **LOC (9) Cl.** **25-03**

(52) **U.S. Cl.**
USPC **D25/2**

(58) **Field of Classification Search**
USPC D25/1, 2; 4/498, 502, 503; 242/331,
242/388.6, 395, 403, 919
See application file for complete search history.

(56) **References Cited**

U.S. PATENT DOCUMENTS

951,718	A	3/1910	Arnsdorff	
2,958,083	A	11/1960	Shook et al.	
3,050,743	A	8/1962	Lamb	
3,076,975	A	2/1963	Lamb	
3,574,979	A	4/1971	Chan	
3,747,132	A	7/1973	Foster	
4,195,370	A	4/1980	Budd	
4,203,174	A	5/1980	Schults	
D259,663	S *	6/1981	Sovernigo	D25/2
4,324,370	A	4/1982	Guard et al.	
4,407,027	A	10/1983	Colon, Jr.	
4,459,711	A	7/1984	Sartain et al.	
4,466,143	A *	8/1984	Lamb	4/502
4,494,256	A	1/1985	Radtke et al.	
4,939,798	A	7/1990	Last	
5,184,356	A *	2/1993	Lof et al.	4/502
5,425,143	A	6/1995	Kalandovsky	
5,524,302	A *	6/1996	Ragsdale et al.	4/502

5,701,613	A	12/1997	Richardson	
5,913,613	A *	6/1999	Ragsdale et al.	4/502
6,014,778	A	1/2000	Varnado	
6,026,522	A	2/2000	Last	
6,431,488	B1	8/2002	Zemla et al.	
D477,813	S	7/2003	Droulin et al.	
6,618,869	B1	9/2003	Jacobs	
6,622,318	B2 *	9/2003	Mathis	4/502
6,769,142	B2	8/2004	Ragsdale et al.	
6,871,362	B1	3/2005	Zell	
6,886,188	B2	5/2005	Epple et al.	
6,931,673	B1	8/2005	Savage, Jr.	

(Continued)

Primary Examiner — T. Chase Nelson
Assistant Examiner — Kathleen M Sims

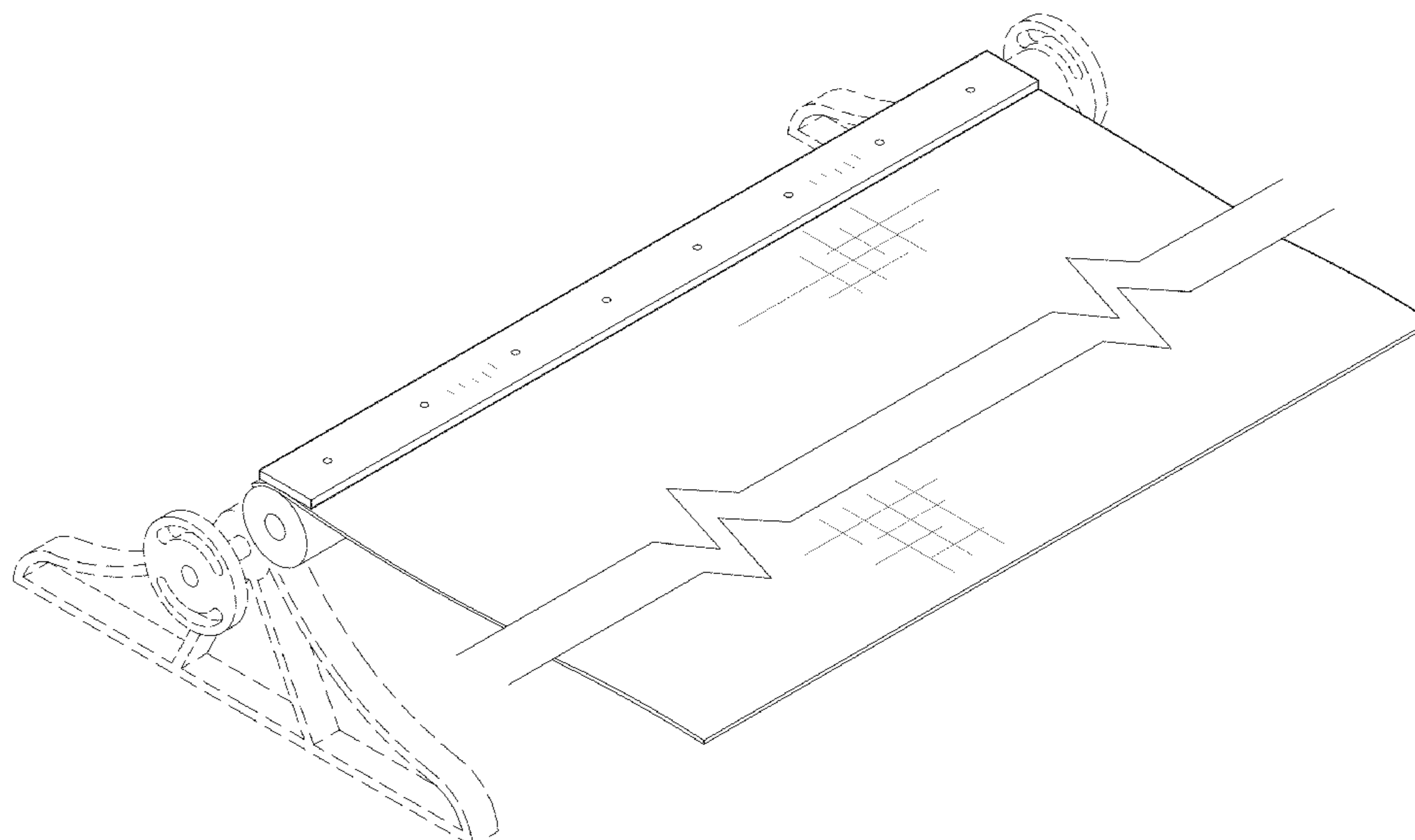
(57) **CLAIM**

The ornamental design for a pool covering system, as shown and described.

DESCRIPTION

FIG. 1 is a broken away perspective view of a pool covering system showing my new design;
 FIG. 2 is an exploded perspective view showing assembly of parts;
 FIG. 3 is a top view thereof;
 FIG. 4 is a bottom view thereof;
 FIG. 5 is a front view thereof (back view is mirror image);
 and,
 FIG. 6 is a side view of FIG. 1, the opposite side being a mirror image thereof.
 In FIG. 1, the broken lines showing of environmental structure for purposes of illustrating the pool covering system in a condition of use. The broken lines and the structure they depict form no part of the claimed design.
 The jagged lines shown in FIGS. 1-4 and the curved lines shown in FIG. 6 indicate that the appearance of any portion of the article between the break lines forms no part of the claimed design.

1 Claim, 5 Drawing Sheets



US D695,909 S

Page 2

(56)

References Cited

U.S. PATENT DOCUMENTS

6,948,542 B2 *	9/2005	Abouloukme	160/24	D645,162 S *	9/2011	Martell	D25/2
7,107,724 B2	9/2006	Suprina et al.		2001/0023506 A1 *	9/2001	Mathis et al.	4/502
7,694,356 B2 *	4/2010	Bouiss	4/498	2009/0025134 A1	1/2009	Stephens	
				2010/0170032 A1	7/2010	Sproatt et al.	
				2010/0199417 A1	8/2010	Shebek	

* cited by examiner

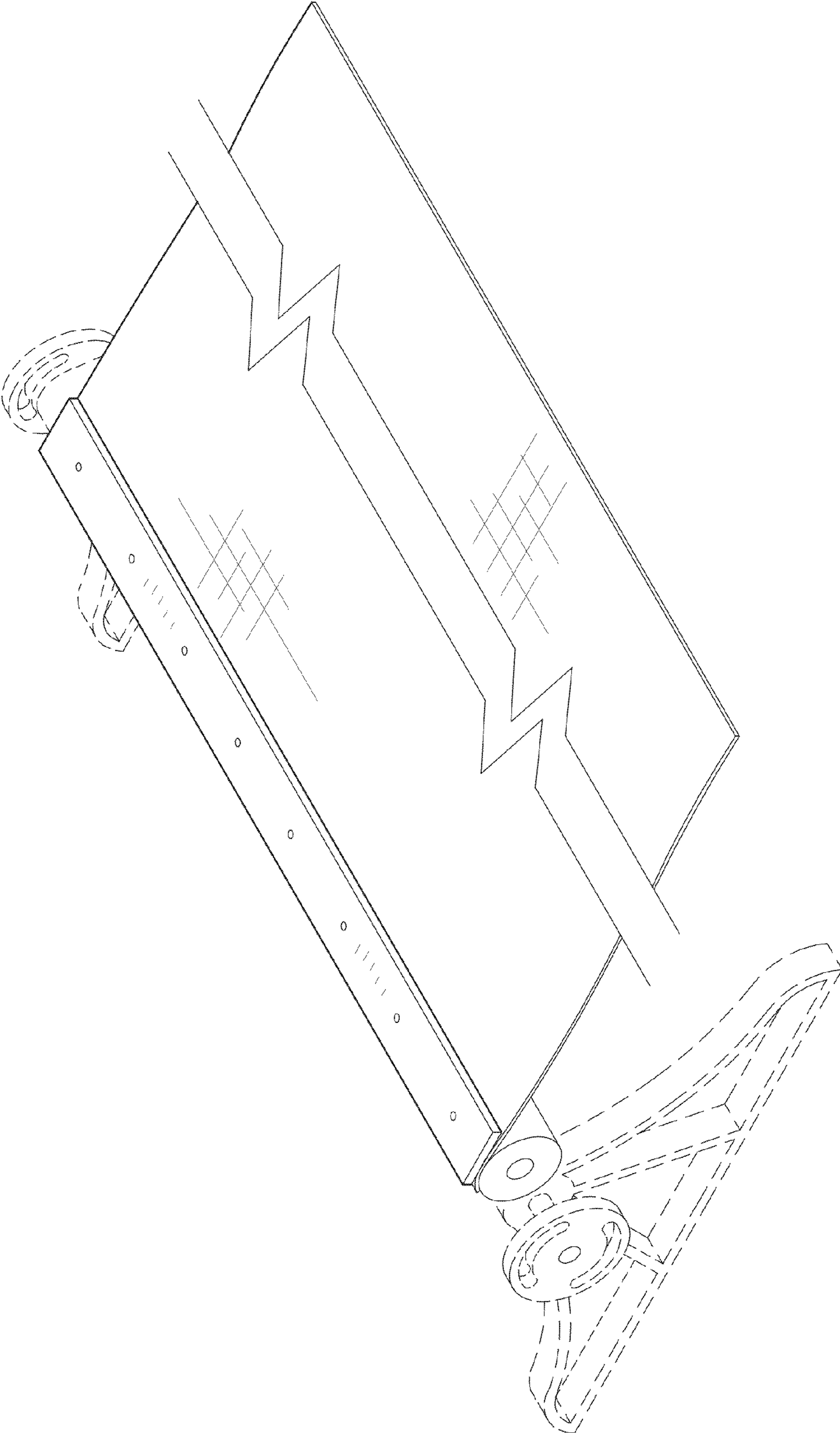


FIG. 1

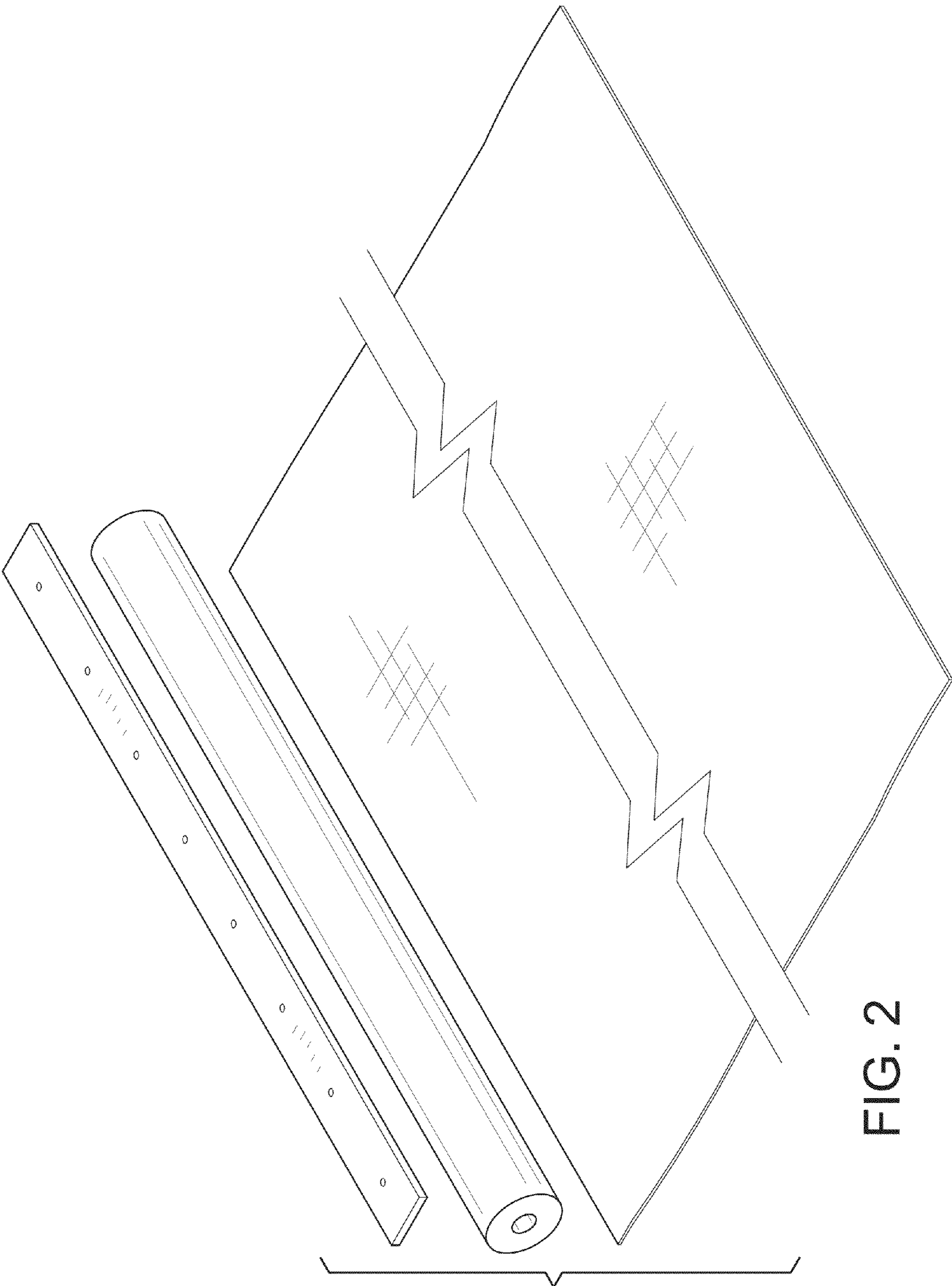
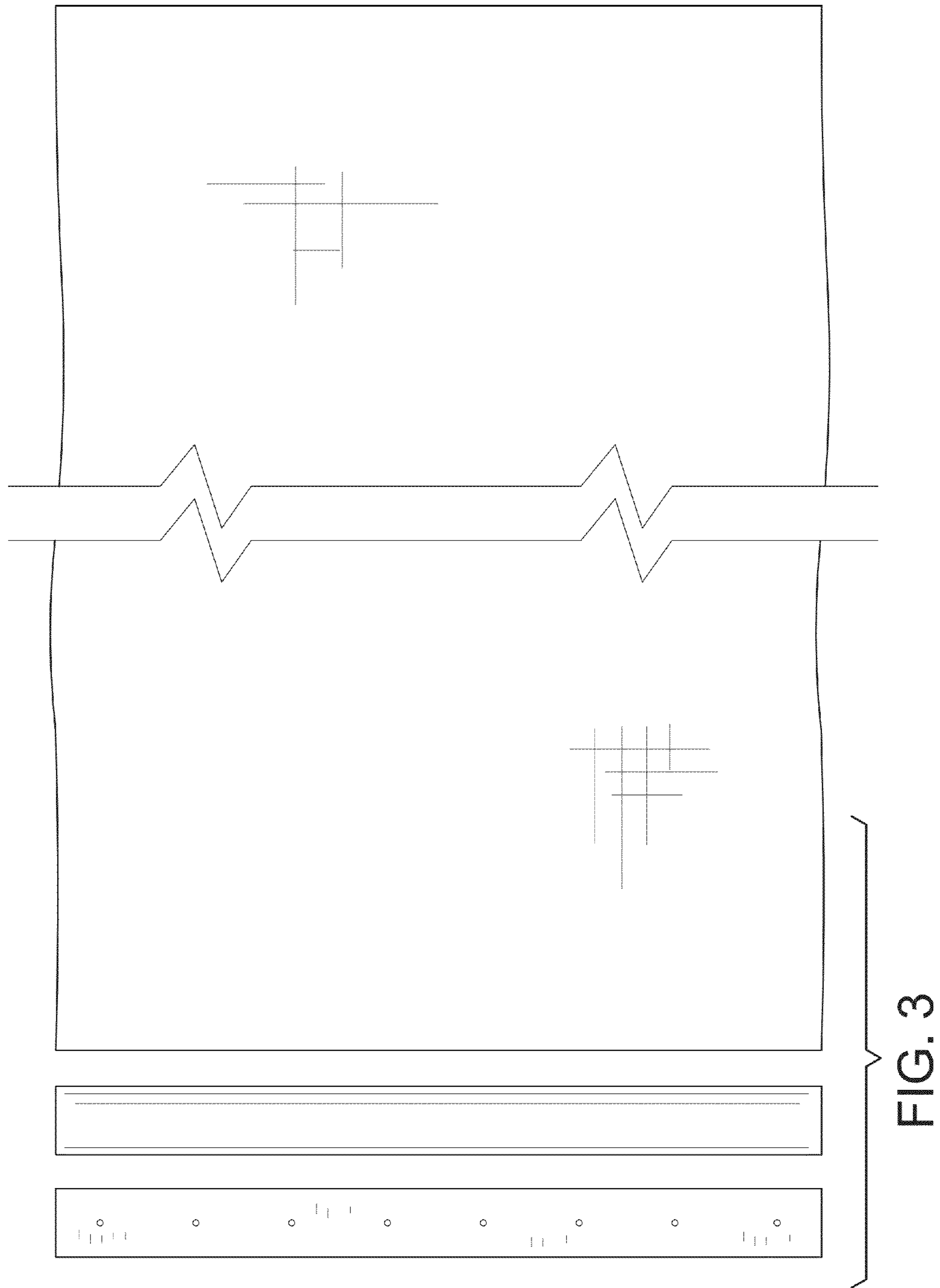


FIG. 2



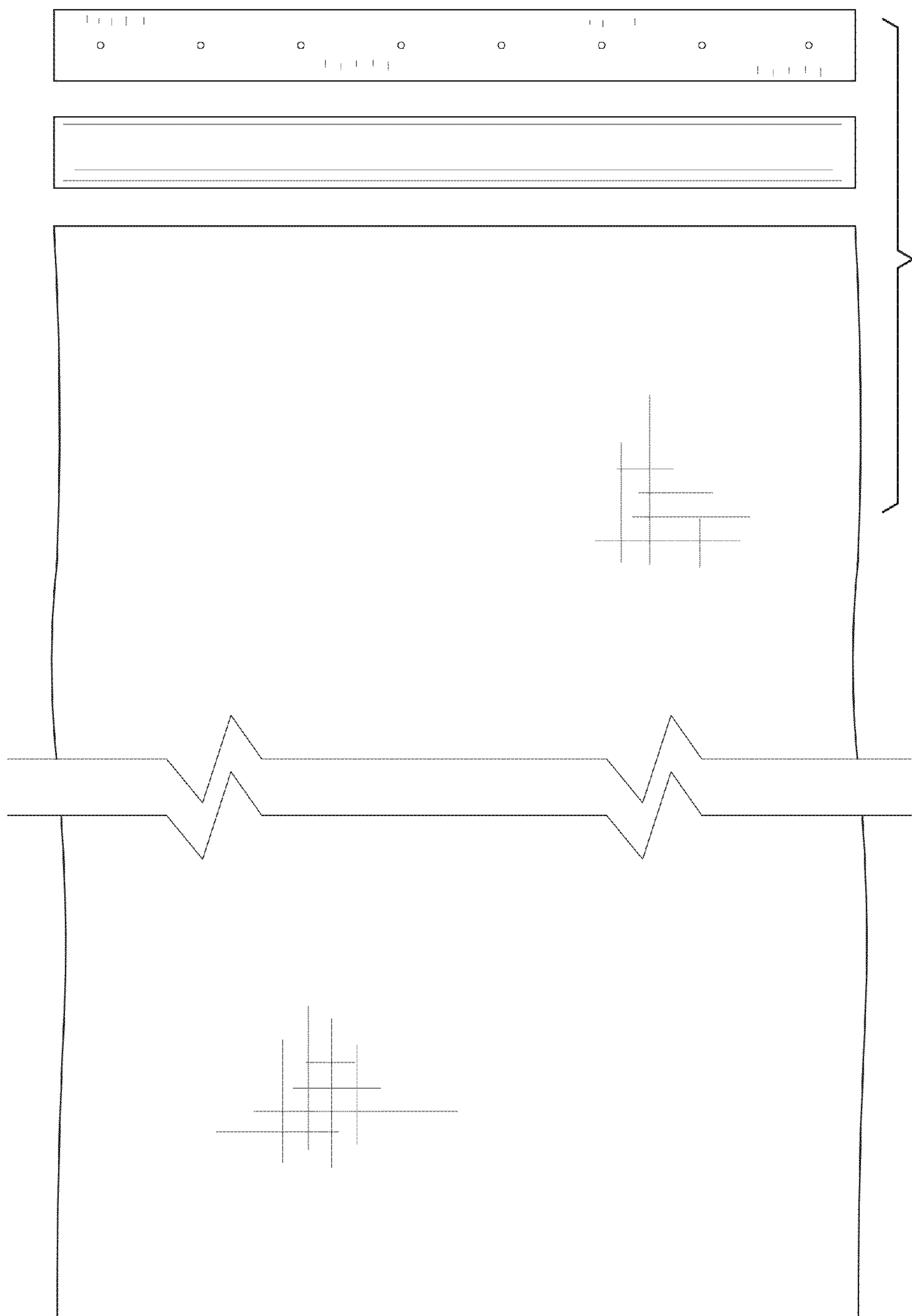


FIG. 4

