



US00D695901S

(12) **United States Design Patent**
Heinecke et al.

(10) **Patent No.:** **US D695,901 S**

(45) **Date of Patent:** **** Dec. 17, 2013**

(54) **MEDICAL DRESSING**

(71) Applicant: **3M Innovative Properties Company**,
St. Paul, MN (US)

(72) Inventors: **Steven Bruce Heinecke**, New
Richmond, WI (US); **Richard L.**
Jacobson, Stillwater, MN (US)

(73) Assignee: **3M Innovative Properties Company**,
Saint Paul, MN (US)

(**) Term: **14 Years**

(21) Appl. No.: **29/449,415**

(22) Filed: **Mar. 15, 2013**

(51) **LOC (9) Cl.** **24-04**

(52) **U.S. Cl.**
USPC **D24/189**

(58) **Field of Classification Search**
USPC D24/128, 130, 188-189; 604/179-180,
604/187, 227; 602/58-59; 128/DIG. 26
See application file for complete search history.

(56) **References Cited**

U.S. PATENT DOCUMENTS

4,600,001	A	7/1986	Gilman	
4,867,150	A	9/1989	Gilbert	
5,088,483	A	2/1992	Heinecke	
5,520,629	A	5/1996	Heinecke	
5,616,387	A	4/1997	Augst	
D408,541	S *	4/1999	Dunshee et al.	D24/189
D409,754	S *	5/1999	Dunshee et al.	D24/189
D430,674	S *	9/2000	Dunshee et al.	D24/189
D454,955	S *	3/2002	Dunshee et al.	D24/189

D503,982	S *	4/2005	Liedtke et al.	D24/189
D511,005	S *	10/2005	Liedtke et al.	D24/189
D516,729	S *	3/2006	Liedtke et al.	D24/189
D545,440	S *	6/2007	Jensen	D24/189
D572,824	S *	7/2008	Propp	D24/189
D620,123	S *	7/2010	Igwebuike	D24/189
D672,464	S *	12/2012	Holm et al.	D24/189
D679,402	S *	4/2013	Conrad-Vlasak et al.	D24/189
D679,403	S *	4/2013	Heinecke et al.	D24/189
D683,858	S *	6/2013	Smith	D24/189

* cited by examiner

Primary Examiner — T. Chase Nelson

Assistant Examiner — Michelle E Wilson

(74) *Attorney, Agent, or Firm* — Trisha D. Adamson

(57) **CLAIM**

The ornamental design for a medical dressing, as shown and described.

DESCRIPTION

FIG. 1 is a perspective view of a new design for a medical dressing;

FIG. 2 is a top view thereof;

FIG. 3 is a bottom view thereof;

FIG. 4 is a front view thereof;

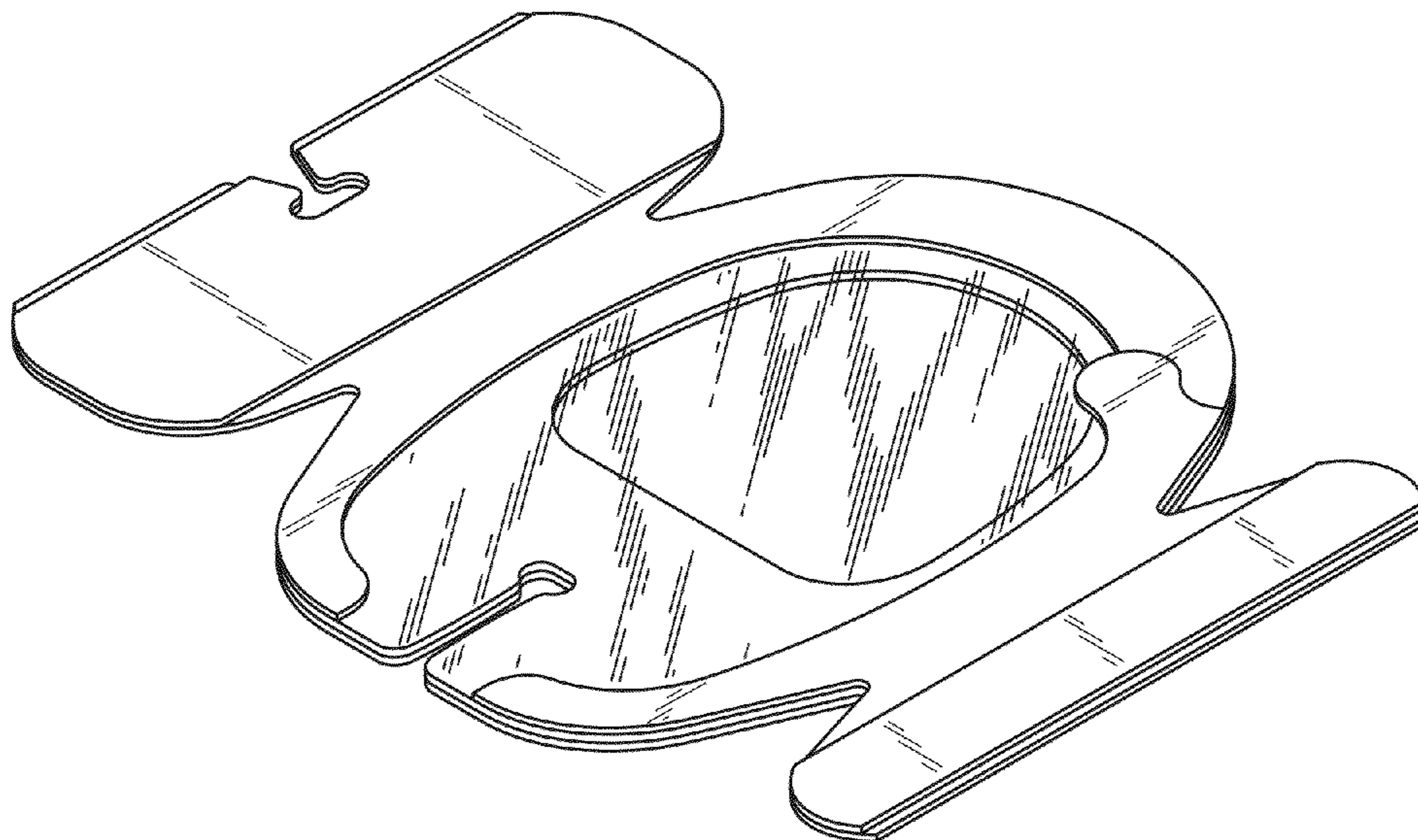
FIG. 5 is a rear view thereof;

FIG. 6 is a left side view thereof; and,

FIG. 7 is a right side view thereof.

The surface shading illustrated in the drawings is provided merely to highlight the contour of design; it is not intended to be illustrative of texture or gloss and forms no part of the claimed design.

1 Claim, 2 Drawing Sheets



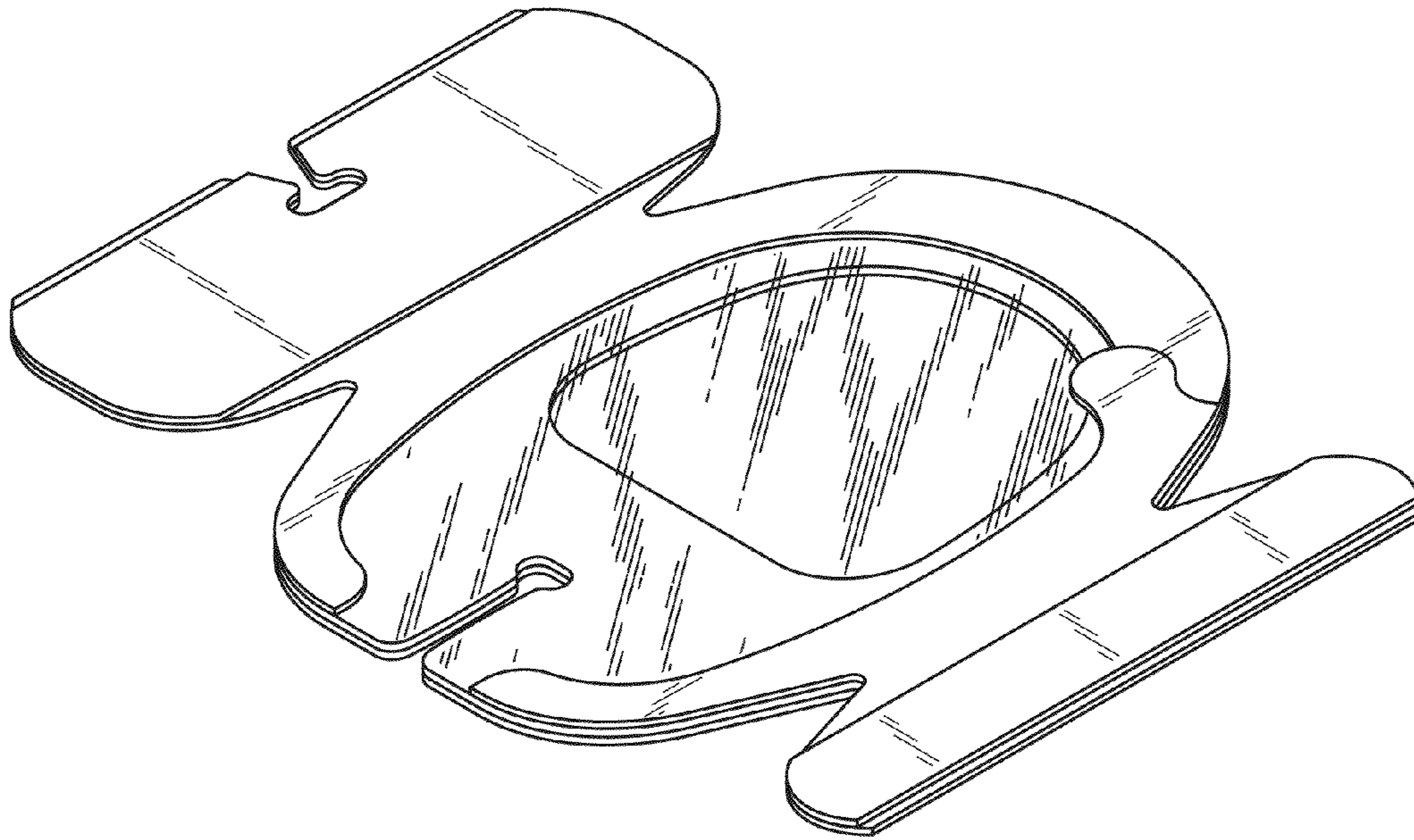


Fig. 1

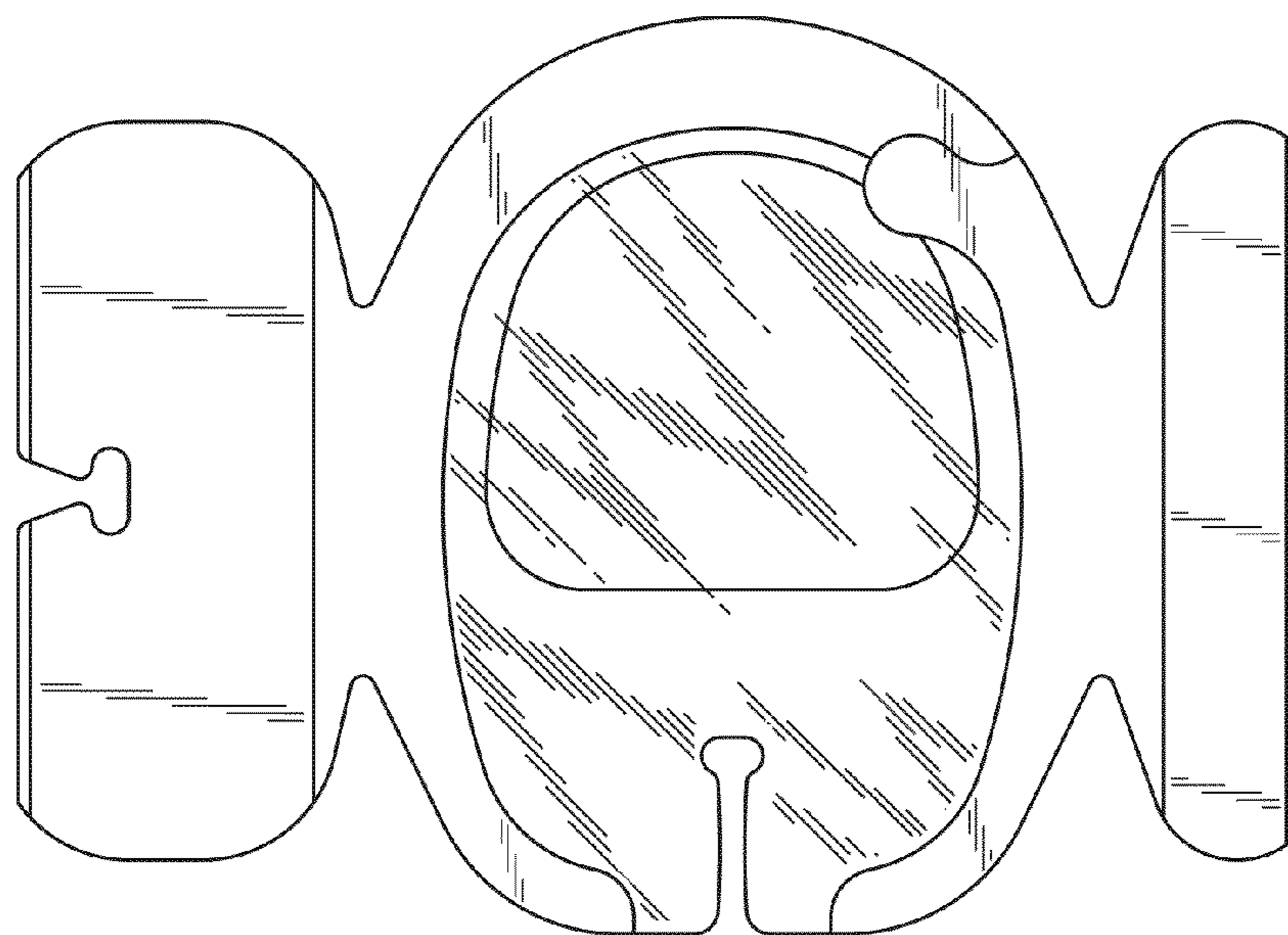


Fig. 2

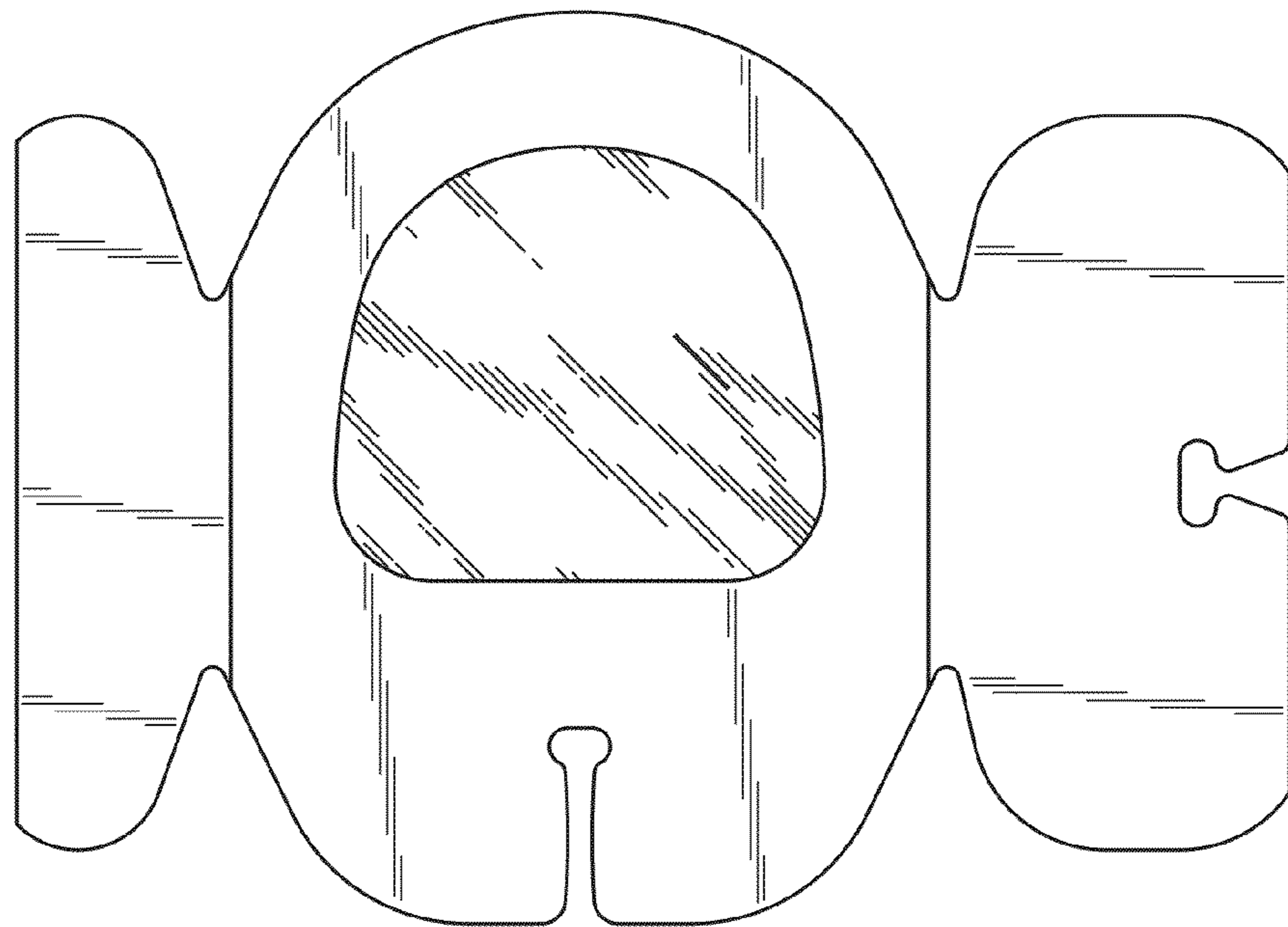


Fig. 3




Fig. 4



Fig. 5



Fig. 6



Fig. 7