



US00D695869S

(12) **United States Design Patent**
Larson et al.

(10) **Patent No.:** **US D695,869 S**
(45) **Date of Patent:** **** Dec. 17, 2013**

(54) **FIREARM**

(75) Inventors: **Mark Larson**, Colona, IL (US); **Lester Larson, Jr.**, Colona, IL (US)

(73) Assignee: **Rock River Arms, Inc.**, Colona, IL (US)

(**) Term: **14 Years**

(21) Appl. No.: **29/430,322**

(22) Filed: **Aug. 23, 2012**

(51) **LOC (9) Cl.** **22-01**

(52) **U.S. Cl.**
USPC **D22/108**

(58) **Field of Classification Search**
USPC D22/103, 108; 42/1.01–1.07, 2, 10–26,
42/34, 36, 37, DIG. 1; 89/40.06, 41.19,
89/37.04, 33.04, 191.01, 200–204;
124/67, 66, 72, 74

See application file for complete search history.

(56) **References Cited**

U.S. PATENT DOCUMENTS

4,837,056	A *	6/1989	Easley	427/262
5,615,508	A *	4/1997	Miller et al.	42/71.01
6,895,708	B2 *	5/2005	Kim et al.	42/72
D639,376	S *	6/2011	Ding	D22/108
D641,450	S *	7/2011	Ding	D22/108
8,201,353	B1 *	6/2012	Swan	42/71.01
8,230,634	B1 *	7/2012	Davies et al.	42/75.02
8,276,303	B2 *	10/2012	Kapusta et al.	42/71.01

D685,999	S *	7/2013	Johnson et al.	D5/62
D686,000	S *	7/2013	Johnson et al.	D5/62
2009/0258195	A1 *	10/2009	Lauer	428/195.1
2011/0214327	A1 *	9/2011	Desomma	42/75.02
2012/0117845	A1 *	5/2012	Desomma	42/75.02
2013/0205636	A1 *	8/2013	Shull	42/72

OTHER PUBLICATIONS

www.military photos.net/f orums/showthread.php?32614-Pictures-of -y our-airsof t-rif le/page658 Found: Aug. 29, 2013.*

* cited by examiner

Primary Examiner — Michael A Pratt

(74) *Attorney, Agent, or Firm* — Banner & Witcoff, Ltd.

(57) **CLAIM**

The ornamental design for a firearm, as shown and described.

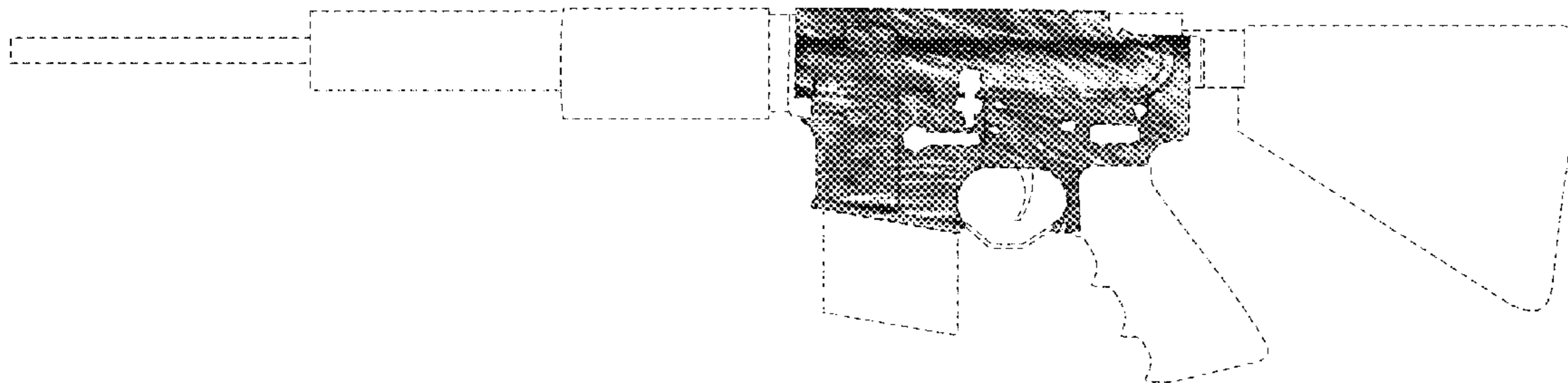
DESCRIPTION

FIG. 1 is a front view of a firearm showing our new design; and,

FIG. 2 is a partial enlarged front view showing the claimed area in FIG. 1.

The unclaimed broken lines immediately adjacent to the shaded area represent the boundaries of the design. The broken lines showing the remainder of the firearm are for environmental purposes only and form no part of the claimed design.

1 Claim, 2 Drawing Sheets



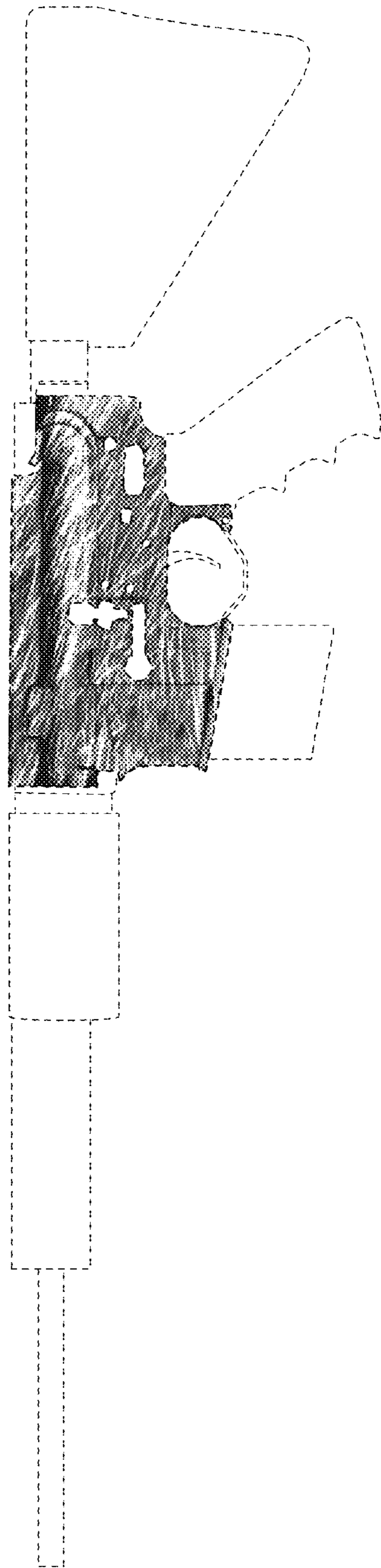


FIG. 1

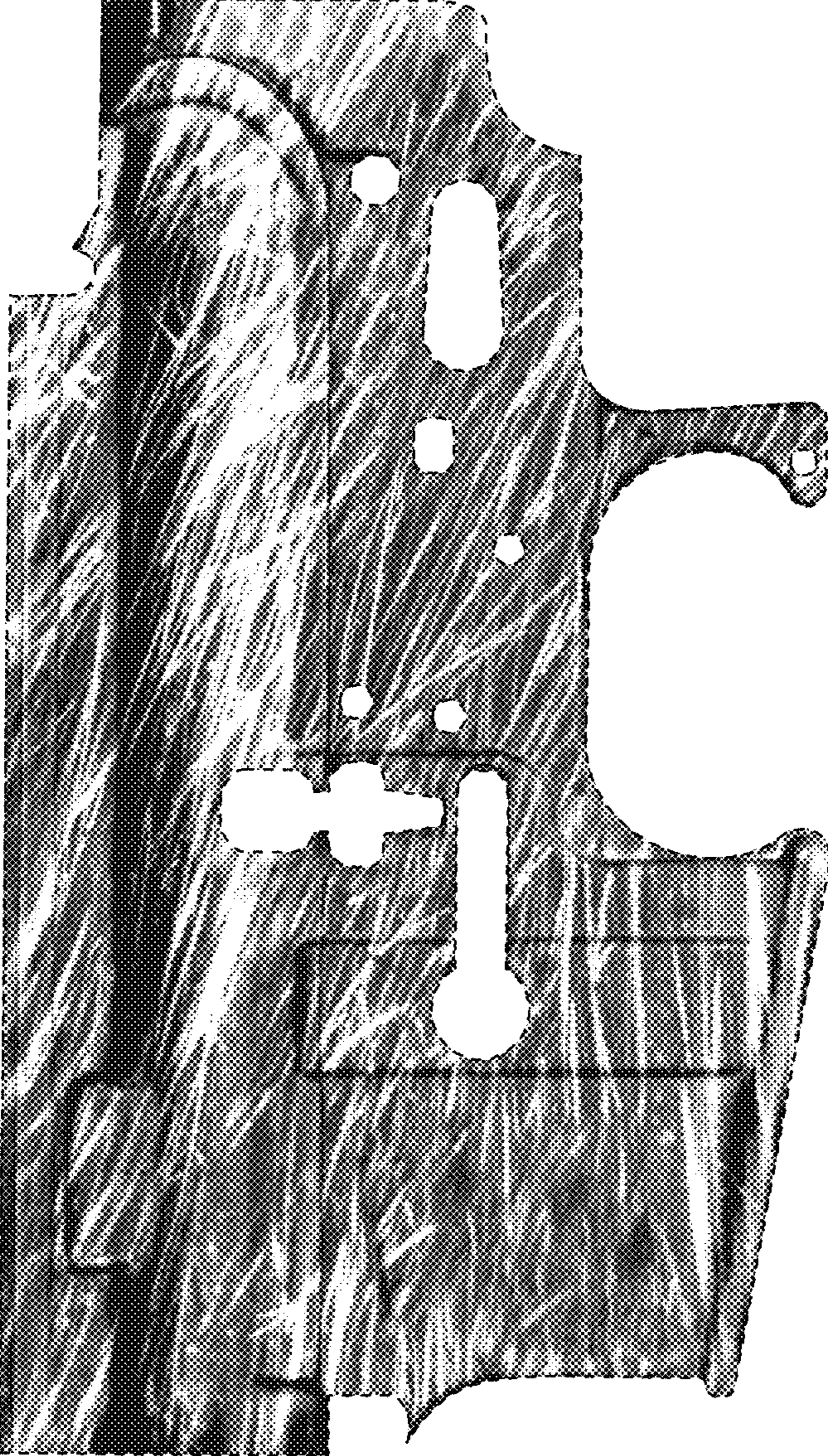


FIG. 2